

V-1 Conceptual Drawings

CONCEPT DRAWINGS ARE PRELIMINARY DOCUMENTS AND ARE NOT CONSIDERED CONTRACT DOCUMENTS.

PRELIMINARY DOCUMENTS ARE PROVIDED FOR INFORMATIONAL PURPOSES ONLY, AND ARE RELIED UPON AT THE PROPOSER'S/DESIGN BUILDER'S OWN RISK. THE CONCEPT DRAWINGS DO NOT WARRANT OR REPRESENT THAT THE INFORMATION CONTAINED HEREIN IS COMPLETE OR ACCURATE OR THAT SUCH INFORMATION IS IN CONFORMITY WITH THE REQUIREMENTS OF THE PROJECT. DESIGN-BUILDER SHALL HAVE NO RIGHT TO ADDITIONAL COMPENSATION OR TIME EXTENSION BASED ON ANY INCOMPLETENESS OR INACCURACY IN THE CONCEPT DRAWINGS.

Index

1. Conceptual Lab Diagrams
2. Conceptual Office Area Diagrams
3. Conceptual Drawings
 - A. G-100 Cover Sheet
 - B. EXH-001 Site Layout Exhibit
 - C. EXH-002 Site Utility Exhibit
 - D. EXH-003 Site Demolition Plan
 - E. A-100 Conceptual Floor Plan
 - F. A-200 Conceptual Exterior Elevations
 - G. M-100 Conceptual Mech
 - H. M-200 Conceptual Mech
 - I. M-300 Conceptual Mech



CONCEPT DIAGRAMS

- **1.10 DISTRICT 6**
- **2.11 TRAFFIC INSTRUMENTATION**
- **2.21 METALS & MISCELLANEOUS PRODUCTS. LAB**
- **2.31 NUCLEAR LAB**
- **2.41 CONCRETE LAB**
- **2.51 CEMENT LAB**
- **2.61 SOILS LAB**
- **2.71 CHEMISTRY LAB**
- **2.81 HOT MIX ASPHALT LAB**
- **2.91 AGGREGATE LAB**

CONCEPT DRAWINGS ARE REFERENCE INFORMATION DOCUMENTS AND ARE NOT CONSIDERED CONTRACT DOCUMENTS.

REFERENCE INFORMATION DOCUMENTS ARE PROVIDED FOR INFORMATIONAL PURPOSES ONLY AND ARE RELIED UPON AT THE PROPOSER'S/DESIGN BUILDER'S OWN RISK. THE CONCEPT DRAWINGS DO NOT WARRANT OR REPRESENT THAT THE INFORMATION CONTAINED HEREIN IS COMPLETE OR ACCURATE OR THAT SUCH INFORMATION IS IN CONFORMITY WITH THE REQUIREMENTS OF THE PROJECT. DESIGN-BUILDER SHALL HAVE NO RIGHT TO ADDITIONAL COMPENSATION OR TIME EXTENSION BASED ON ANY INCOMPLETENESS OR INACCURACY IN THE CONCEPT DRAWING.

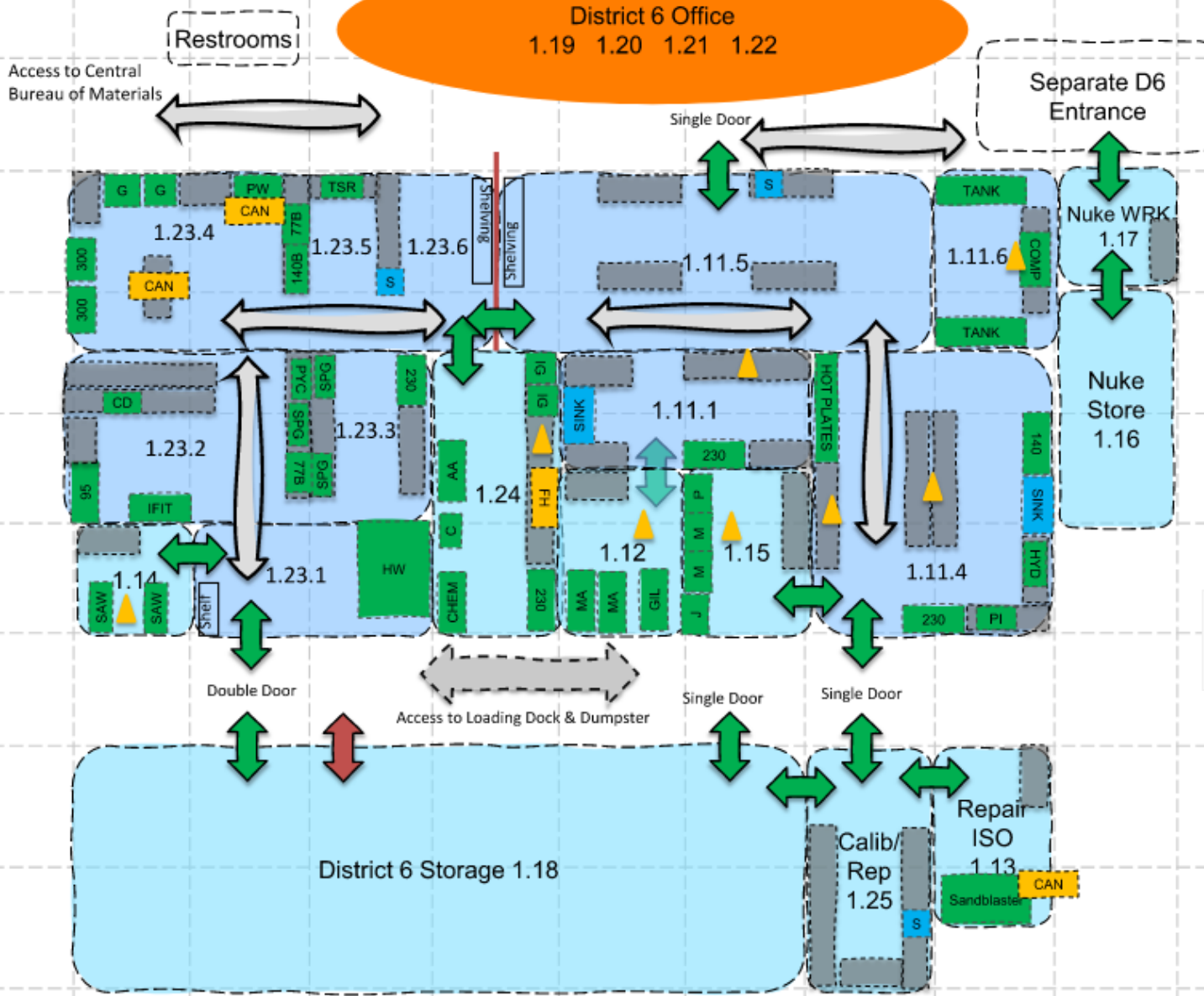


HERA laboratory planners

Concept Diagram -

DISTRICT 6

OPTION #1



LEGEND

- FH Fume Hood
- EQ Equipment
- Bench
- Sink
- SS Emergency Shower
- Snorkel
- ↔ Entrance Door
- ↔ Cased Opening
- ↔ Overhead Dr.
- ↔ Circulation/Corridor
- ↔ Service Circulation
- LAB SPACE Lab Support
- OFFICE
- Shared Office Space
- Bldg. Support

CONCEPT DRAWINGS ARE REFERENCE INFORMATION DOCUMENTS AND ARE NOT CONSIDERED CONTRACT DOCUMENTS.

REFERENCE INFORMATION DOCUMENTS ARE PROVIDED FOR INFORMATIONAL PURPOSES ONLY AND ARE RELIED UPON AT THE PROPOSER'S/DESIGN BUILDER'S OWN RISK. THE CONCEPTDRAWINGS DO NOT WARRANT OR REPRESENT THAT THE INFORMATION CONTAINED HEREIN IS COMPLETE OR ACCURATE OR THAT SUCH INFORMATION IS IN CONFORMITY WITH THE REQUIREMENTS OF THE PROJECT. DESIGN-BUILDER SHALL HAVE NO RIGHT TO ADDITIONAL COMPENSATION OR TIME EXTENSION BASED ON ANY INCOMPLETENESS OR INACCURACY IN THE CONCEPT DRAWING.

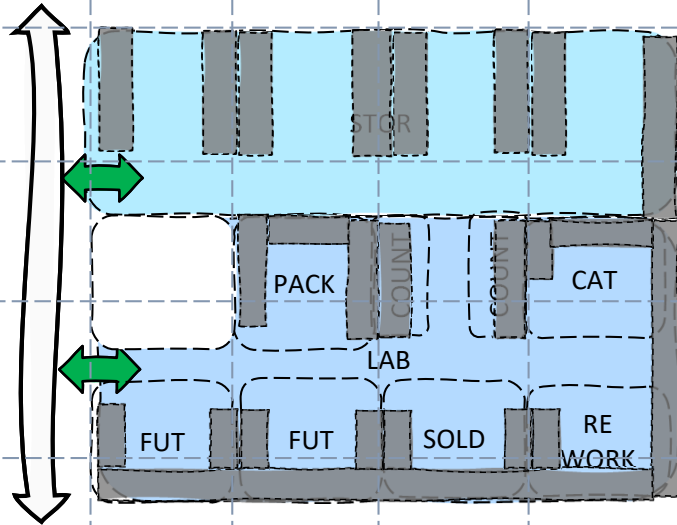
USER AGENCY PREFERRED OPTION

CBD Project #630-442-057

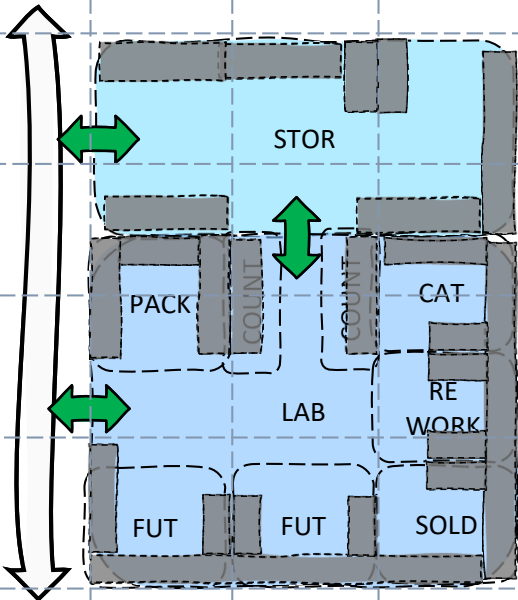


HERA laboratory planners

Concept Diagram - TRAFFIC INSTRUMENT LAB












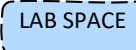
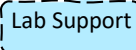

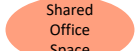
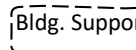


OPTION #1
3 MODULE DEEP



OPTION #2
4 MODULE DEEP

LEGEND

-  Fume Hood
-  Equipment
-  Bench
-  Sink
-  Emergency Shower
-  Snorkel
-  Entrance Door
-  Cased Opening
-  Overhead Dr.
-  Circulation/Corridor
-  Service Circulation
-  LAB SPACE
-  Lab Support
-  OFFICE
-  Shared Office Space
-  Bldg. Support

CONCEPT DRAWINGS ARE REFERENCE INFORMATION DOCUMENTS AND ARE NOT CONSIDERED CONTRACT DOCUMENTS.

REFERENCE INFORMATION DOCUMENTS ARE PROVIDED FOR INFORMATIONAL PURPOSES ONLY AND ARE RELIED UPON AT THE PROPOSER'S/DESIGN BUILDER'S OWN RISK. THE CONCEPT DRAWINGS DO NOT WARRANT OR REPRESENT THAT THE INFORMATION CONTAINED HEREIN IS COMPLETE OR ACCURATE OR THAT SUCH INFORMATION IS IN CONFORMITY WITH THE REQUIREMENTS OF THE PROJECT. DESIGN-BUILDER SHALL HAVE NO RIGHT TO ADDITIONAL COMPENSATION OR TIME EXTENSION BASED ON ANY INCOMPLETENESS OR INACCURACY IN THE CONCEPT DRAWING.

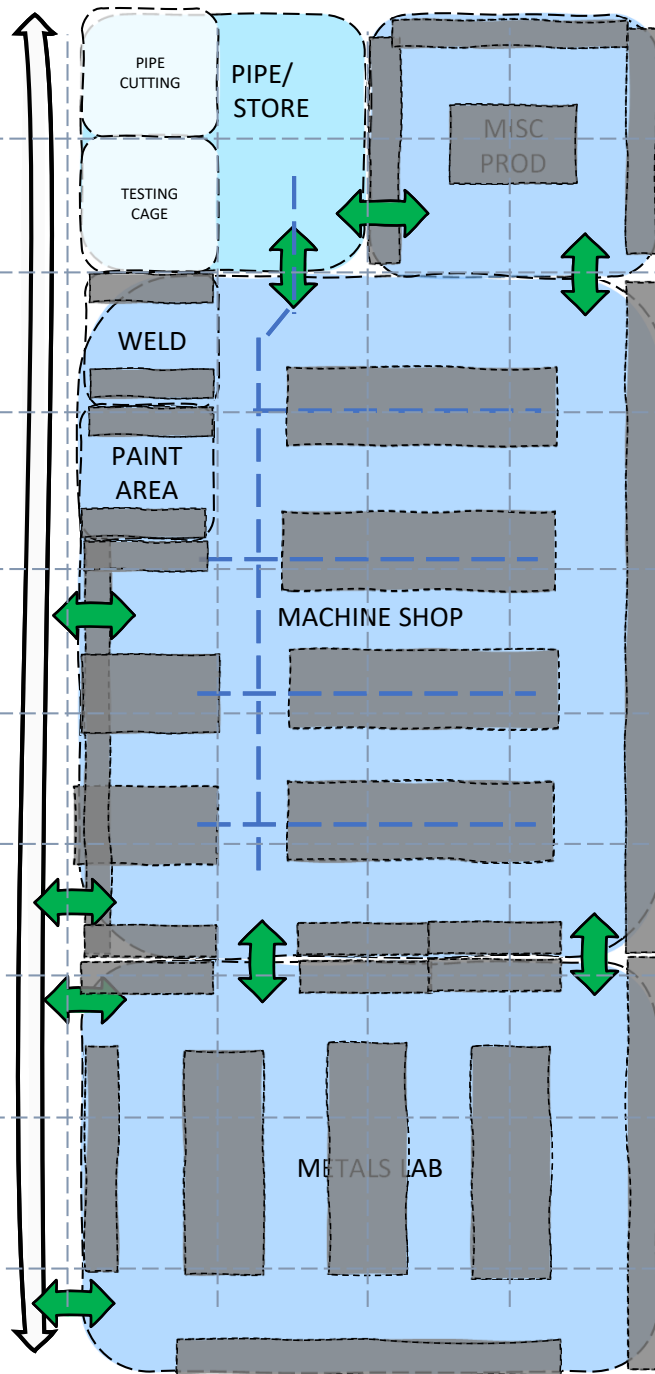
**USER AGENCY
PREFERRED OPTIONS**

CBD Project #630-442-057



HERA laboratory planners

OPTION #1

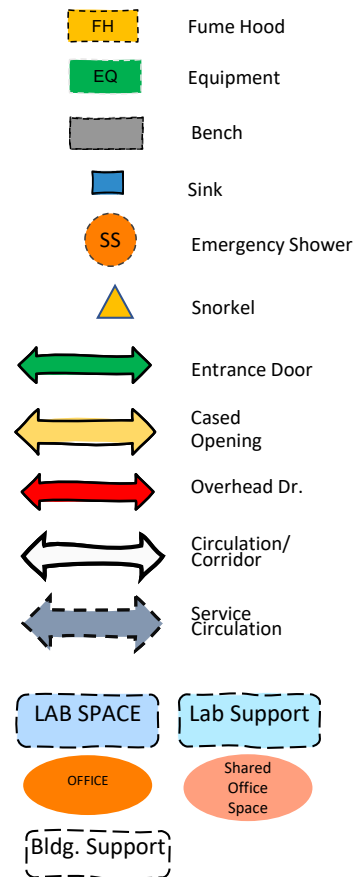


Concept Diagram - METALS & MISCELLANEOUS PRODUCT LAB

NOTES:

- Pipe Storage – generally pipes are 6 to 7' but may have large diameter pipes (48")
- HDPE and PVC pipe are typ. Plastic.
- Pipe Cutting – will need dust system. Lots of PVC shards
- Overhead crane at Pipe may not be needed. Pallet jacks
- Crane in Machine shop would be good. Also include potential for expandable system.
- 600K Unit – may not want to put machines in before construction finishes. Getting in and out in the future is of concern

LEGEND



**USER AGENCY
PREFERRED OPTION**

CBD Project #630-442-057

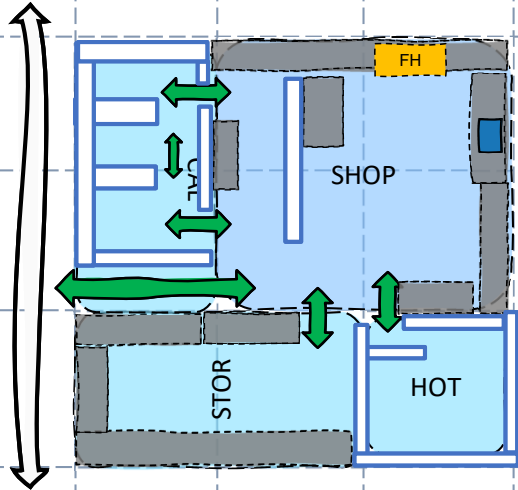
CONCEPT DRAWINGS ARE REFERENCE INFORMATION DOCUMENTS AND ARE NOT CONSIDERED CONTRACT DOCUMENTS.

REFERENCE INFORMATION DOCUMENTS ARE PROVIDED FOR INFORMATIONAL PURPOSES ONLY AND ARE RELIED UPON AT THE PROPOSER'S/DESIGN BUILDER'S OWN RISK. THE CONCEPT DRAWINGS DO NOT WARRANT OR REPRESENT THAT THE INFORMATION CONTAINED HEREIN IS COMPLETE OR ACCURATE OR THAT SUCH INFORMATION IS IN CONFORMITY WITH THE REQUIREMENTS OF THE PROJECT. DESIGN-BUILDER SHALL HAVE NO RIGHT TO ADDITIONAL COMPENSATION OR TIME EXTENSION BASED ON ANY INCOMPLETENESS OR INACCURACY IN THE CONCEPT DRAWING.



HERA laboratory planners

Concept Diagram - NUCLEAR LAB



- Notes:
- Work on preventing general circulation near hot room.
 - Place lab as close to loading dock to prevent people walking with gauges through the building.

LEGEND

- FH Fume Hood
- EQ Equipment
- Bench
- Sink
- SS Emergency Shower
- Snorkel
- Entrance Door
- Cased Opening
- Overhead Dr.
- Circulation/Corridor
- Service Circulation

LAB SPACE

Lab Support

OFFICE

Shared Office Space

[Bldg. Support]

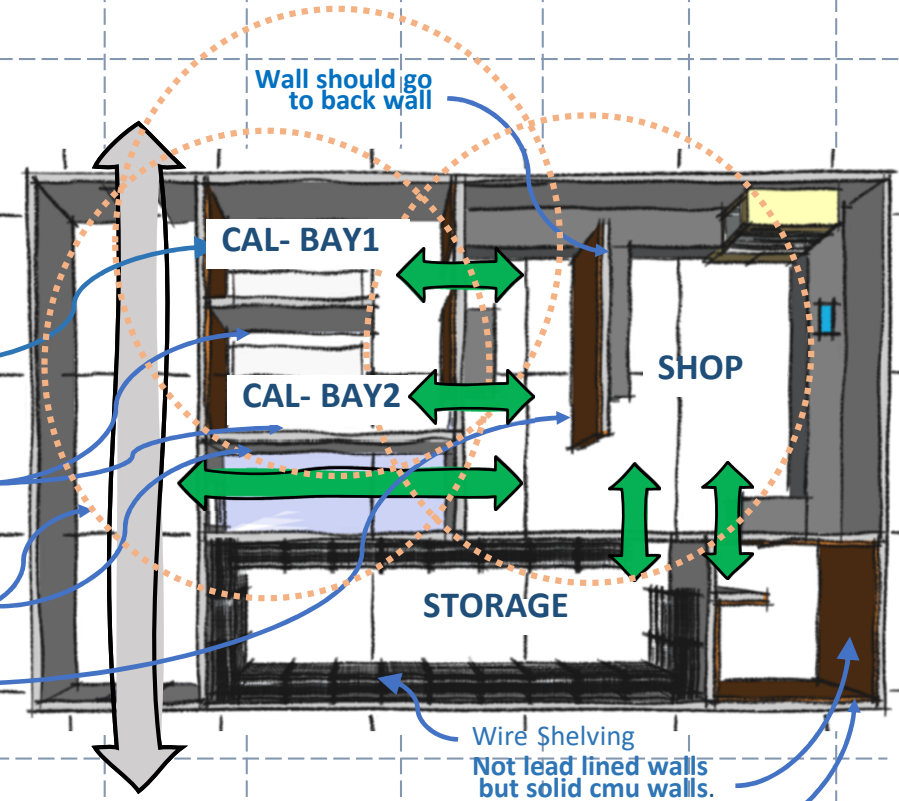
Unshielded, a gauge cannot be within 33' of each other when calibrating

Lined walls

Thicken wall (Solid)
*Potential conflict with Calibration

33' distance "clear" needed to prevent calibration interference

Wall could go away if calcs show no interference



Wire Shelving
Not lead lined walls but solid cmu walls.
No access from outside
Protection needed from public exposure












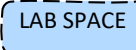
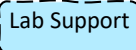


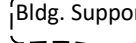
**USER AGENCY PREFERRED-
OPTION #1**

CONCEPT DRAWINGS ARE REFERENCE INFORMATION DOCUMENTS AND ARE NOT CONSIDERED CONTRACT DOCUMENTS.

REFERENCE INFORMATION DOCUMENTS ARE PROVIDED FOR INFORMATIONAL PURPOSES ONLY AND ARE RELIED UPON AT THE PROPOSER'S/DESIGN BUILDER'S OWN RISK. THE CONCEPTDRAWINGS DO NOT WARRANT OR REPRESENT THAT THE INFORMATION CONTAINED HEREIN IS COMPLETE OR ACCURATE OR THAT SUCH INFORMATION IS IN CONFORMITY WITH THE REQUIREMENTS OF THE PROJECT. DESIGN-BUILDER SHALL HAVE NO RIGHT TO ADDITIONAL COMPENSATION OR TIME EXTENSION BASED ON ANY INCOMPLETENESS OR INACCURACY IN THE CONCEPT DRAWING.

Concept Diagram - NUCLEAR LAB

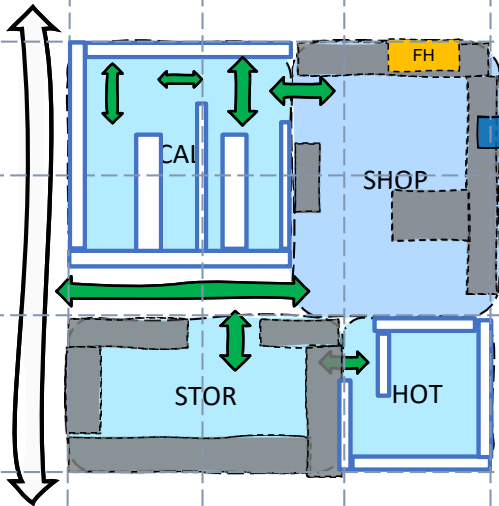
LEGEND

	Fume Hood
	Equipment
	Bench
	Sink
	Emergency Shower
	Snorkel
	Entrance Door
	Cased Opening
	Overhead Dr.
	Circulation/Corridor
	Service Circulation
	LAB SPACE
	Lab Support
	OFFICE
	Shared Office Space
	Bldg. Support

Notes:

- Work on preventing general circulation near hot room.
- Place lab as close to loading dock to prevent people walking with gauges through the building.

OPTION #2



- Does not have any conditions that requires single pass air.
- No "special" tolerances required beyond typical lab conditions

Unshielded, a gauge cannot be within 33' of each other when calibrating

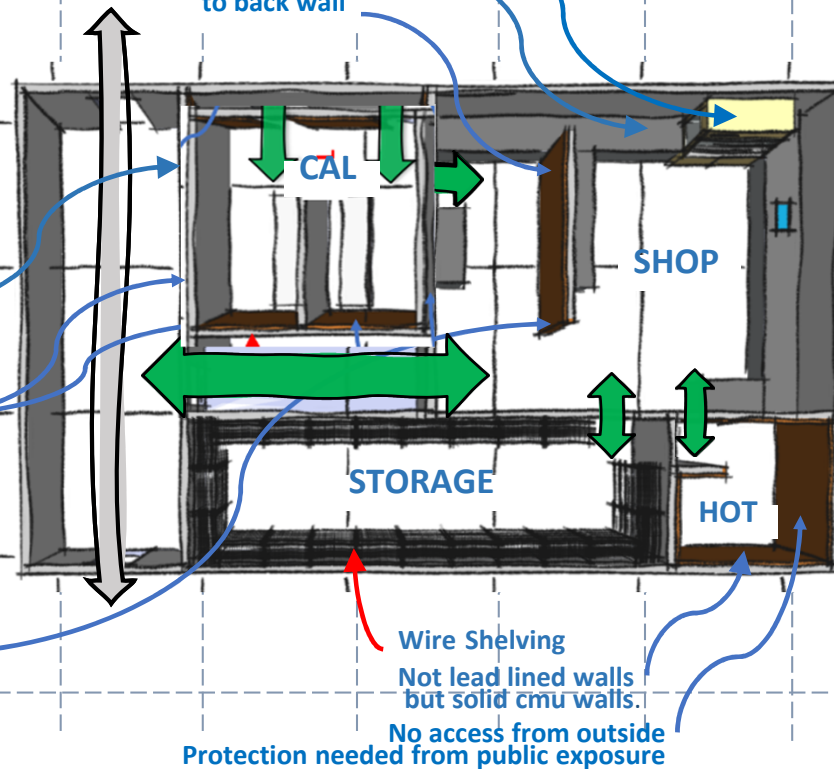
Lined walls

Thicken wall (Solid)

*Potential conflict with Calibration

Wall could go away if calcs show no interference

Fumehood Work Surface Wall should go to back wall



Wire Shelving

Not lead lined walls but solid cmu walls.

No access from outside Protection needed from public exposure

USER AGENCY
PREFERRED- OPTION #2

CBD Project #630-442-057

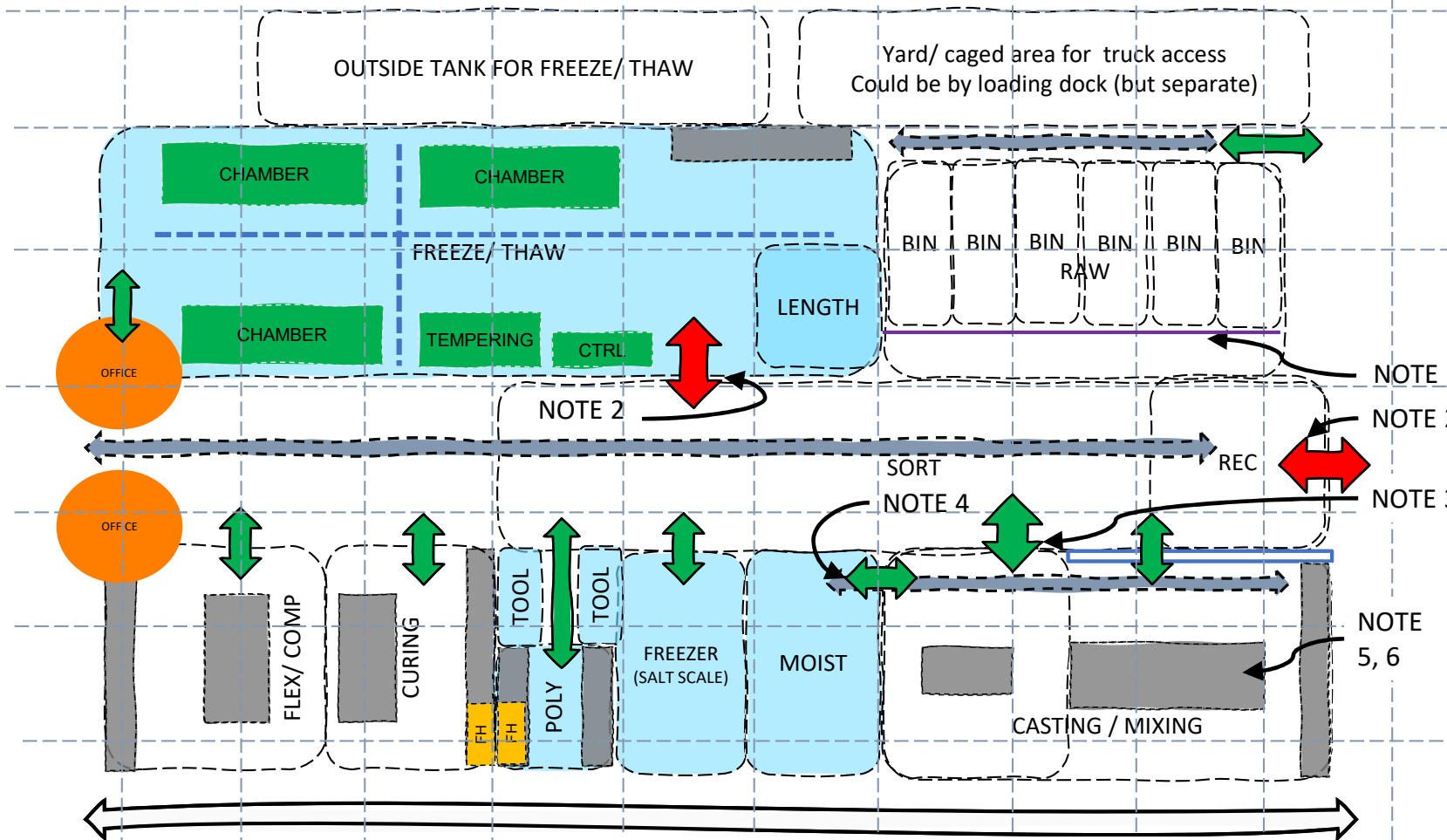
CONCEPT DRAWINGS ARE REFERENCE INFORMATION DOCUMENTS AND ARE NOT CONSIDERED CONTRACT DOCUMENTS.

REFERENCE INFORMATION DOCUMENTS ARE PROVIDED FOR INFORMATIONAL PURPOSES ONLY AND ARE RELIED UPON AT THE PROPOSER'S/DESIGN BUILDER'S OWN RISK. THE CONCEPTDRAWINGS DO NOT WARRANT OR REPRESENT THAT THE INFORMATION CONTAINED HEREIN IS COMPLETE OR ACCURATE OR THAT SUCH INFORMATION IS IN CONFORMITY WITH THE REQUIREMENTS OF THE PROJECT. DESIGN-BUILDER SHALL HAVE NO RIGHT TO ADDITIONAL COMPENSATION OR TIME EXTENSION BASED ON ANY INCOMPLETENESS OR INACCURACY IN THE CONCEPT DRAWING.



HERA laboratory planners

Concept Diagram - CONCRETE LAB



LEGEND

- FH Fume Hood
- EQ Equipment
- Bench
- Sink
- SS Emergency Shower
- Snorkel
- Entrance Door
- Cased Opening
- Overhead Dr.
- Circulation/Corridor
- Service Circulation
- LAB SPACE Lab Support
- OFFICE Shared Office Space
- Bldg. Support
- Hoist Above

CONCEPT DRAWINGS ARE REFERENCE INFORMATION DOCUMENTS AND ARE NOT CONSIDERED CONTRACT DOCUMENTS.

REFERENCE INFORMATION DOCUMENTS ARE PROVIDED FOR INFORMATIONAL PURPOSES ONLY AND ARE RELIED UPON AT THE PROPOSER'S/DESIGN BUILDER'S OWN RISK. THE CONCEPTDRAWINGS DO NOT WARRANT OR REPRESENT THAT THE INFORMATION CONTAINED HEREIN IS COMPLETE OR ACCURATE OR THAT SUCH INFORMATION IS IN CONFORMITY WITH THE REQUIREMENTS OF THE PROJECT. DESIGN-BUILDER SHALL HAVE NO RIGHT TO ADDITIONAL COMPENSATION OR TIME EXTENSION BASED ON ANY INCOMPLETENESS OR INACCURACY IN THE CONCEPT DRAWING.

- Notes:**
1. Concrete shut-out valves and raw material shut-out valves.
 2. 8'x8' roll-up door
 3. 4' double doors (8' total). Swing both ways.
 4. Door needs to be wide enough to handle 5' wide carts.
 5. This zone needs to about 18' long bench.
 6. Ideal space between benches 7' to 8'.
- Unless noted otherwise the Typical doors to be 6'x 8' Except polymer. That can be 3'-6"x 8'.**

**USER AGENCY
PREFERRED- OPTION #1**
CBD Project #630-442-057



HERA laboratory planners












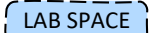
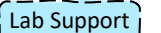


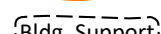
Notes:

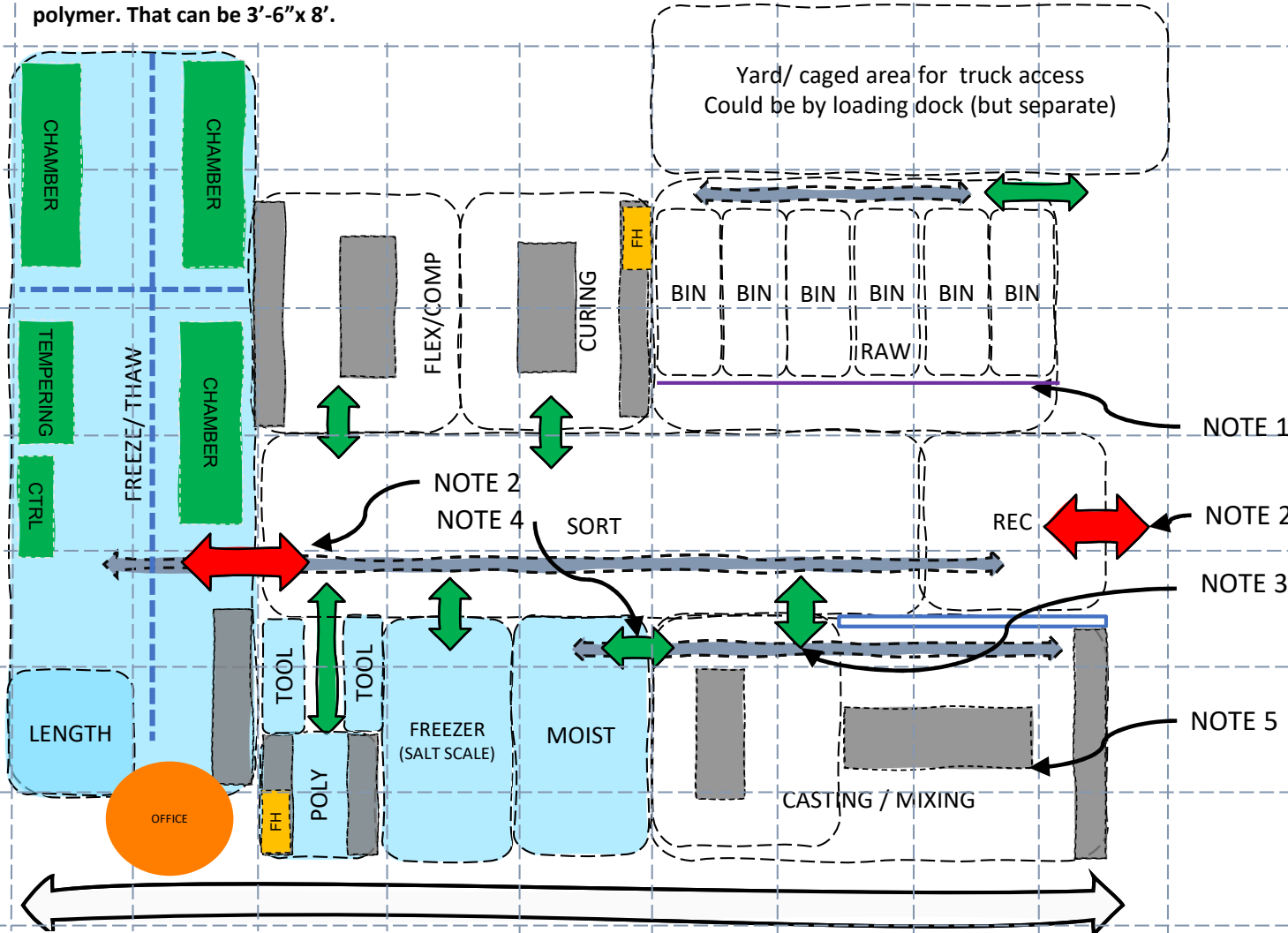
1. Concrete shut-out valves and raw material shut-out valves.
2. 8'x8' roll-up door
3. 4' double doors (8' total). Swing both ways.
4. Door needs to be wide enough to handle 5' wide carts.
5. This zone needs to about 18' long bench.

Unless noted otherwise the Typical doors to be 6'x 8' Except polymer. That can be 3'-6"x 8'.

**Concept Diagram -
CONCRETE LAB**

LEGEND

-  Fume Hood
-  Equipment
-  Bench
-  Sink
-  Emergency Shower
-  Snorkel
-  Entrance Door
-  Cased Opening
-  Overhead Dr.
-  Circulation/Corridor
-  Service Circulation
-  LAB SPACE
-  Lab Support
-  OFFICE
-  Shared Office Space
-  Bldg. Support

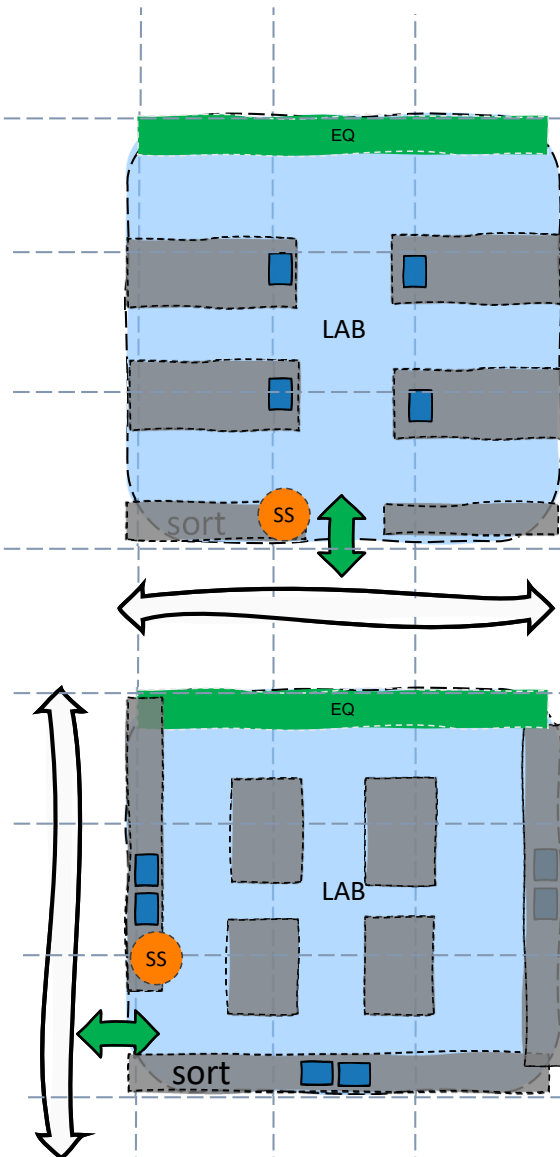


**USER AGENCY
PREFERRED- OPTION #2**

CONCEPT DRAWINGS ARE REFERENCE INFORMATION DOCUMENTS AND ARE NOT CONSIDERED CONTRACT DOCUMENTS.

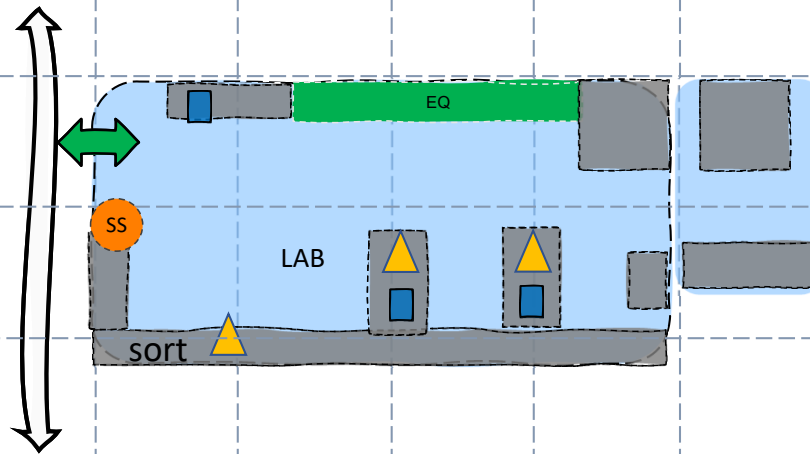
REFERENCE INFORMATION DOCUMENTS ARE PROVIDED FOR INFORMATIONAL PURPOSES ONLY AND ARE RELIED UPON AT THE PROPOSER'S/DESIGN BUILDER'S OWN RISK. THE CONCEPT DRAWINGS DO NOT WARRANT OR REPRESENT THAT THE INFORMATION CONTAINED HEREIN IS COMPLETE OR ACCURATE OR THAT SUCH INFORMATION IS IN CONFORMITY WITH THE REQUIREMENTS OF THE PROJECT. DESIGN-BUILDER SHALL HAVE NO RIGHT TO ADDITIONAL COMPENSATION OR TIME EXTENSION BASED ON ANY INCOMPLETENESS OR INACCURACY IN THE CONCEPT DRAWING.

Concept Diagram - CEMENT LAB












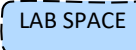
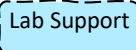

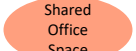
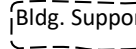


**USER AGENCY
PREFERRED OPTIONS**

CBD Project #630-442-057



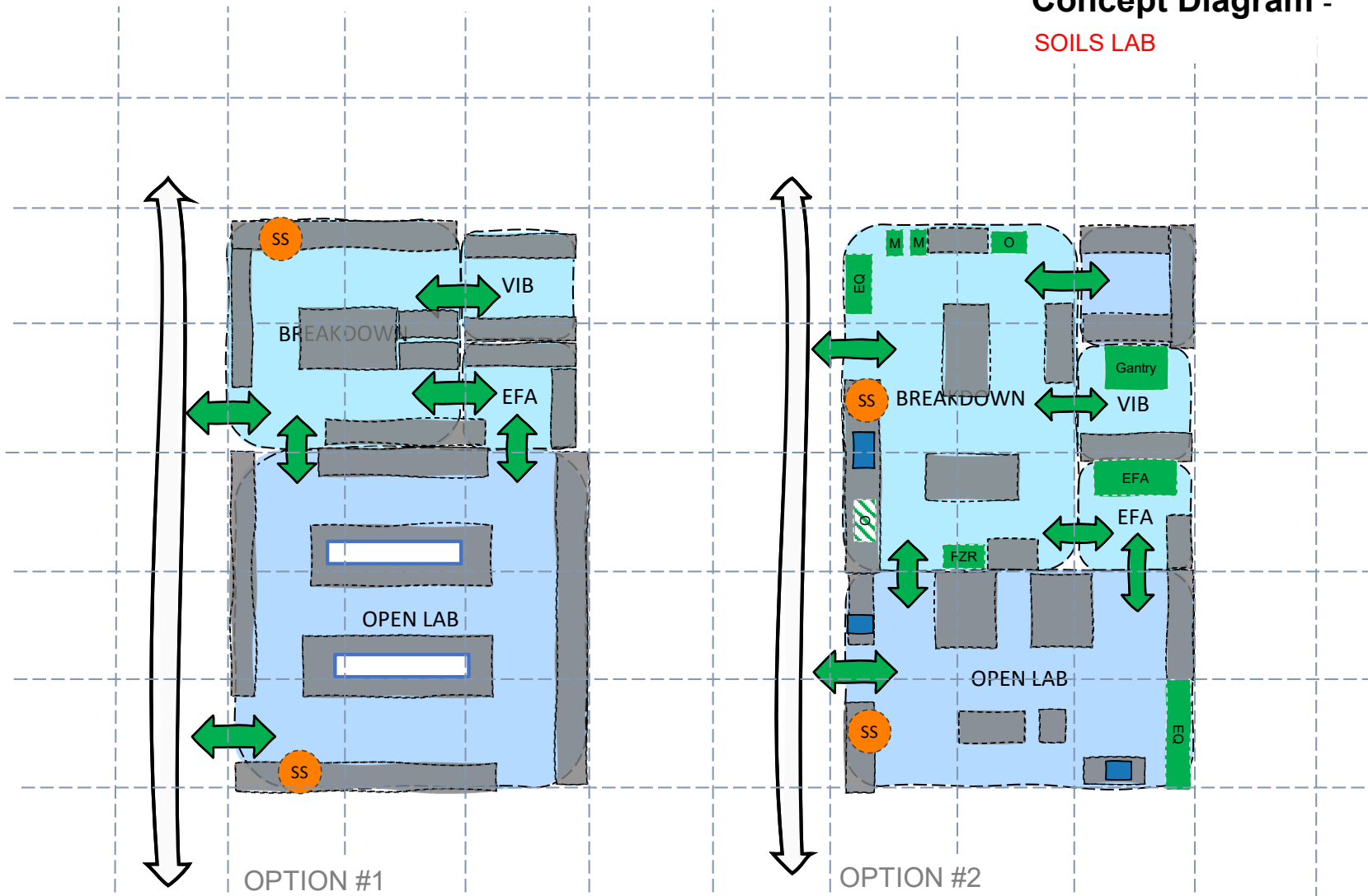
LEGEND

-  Fume Hood
-  Equipment
-  Bench
-  Sink
-  Emergency Shower
-  Snorkel
-  Entrance Door
-  Cased Opening
-  Overhead Dr.
-  Circulation/Corridor
-  Service Circulation
-  LAB SPACE
-  Lab Support
-  OFFICE
-  Shared Office Space
-  Bldg. Support

CONCEPT DRAWINGS ARE REFERENCE INFORMATION DOCUMENTS AND ARE NOT CONSIDERED CONTRACT DOCUMENTS.

REFERENCE INFORMATION DOCUMENTS ARE PROVIDED FOR INFORMATIONAL PURPOSES ONLY AND ARE RELIED UPON AT THE PROPOSER'S/DESIGN BUILDER'S OWN RISK. THE CONCEPT DRAWINGS DO NOT WARRANT OR REPRESENT THAT THE INFORMATION CONTAINED HEREIN IS COMPLETE OR ACCURATE OR THAT SUCH INFORMATION IS IN CONFORMITY WITH THE REQUIREMENTS OF THE PROJECT. DESIGN-BUILDER SHALL HAVE NO RIGHT TO ADDITIONAL COMPENSATION OR TIME EXTENSION BASED ON ANY INCOMPLETENESS OR INACCURACY IN THE CONCEPT DRAWING.

Concept Diagram - SOILS LAB



LEGEND

- FH Fume Hood
- EQ
- Bench
- Sink
- SS Emergency Shower
- ▲ Snorkel
- ↔ Entrance Door
- ↔ Cased Opening
- ↔ Overhead Dr.
- ↔ Circulation/Corridor
- ↔ Service Circulation

LAB SPACE Lab Support

OFFICE Shared Office Space

Bldg. Support

CONCEPT DRAWINGS ARE REFERENCE INFORMATION DOCUMENTS AND ARE NOT CONSIDERED CONTRACT DOCUMENTS.

REFERENCE INFORMATION DOCUMENTS ARE PROVIDED FOR INFORMATIONAL PURPOSES ONLY AND ARE RELIED UPON AT THE PROPOSER'S/DESIGN BUILDER'S OWN RISK. THE CONCEPTDRAWINGS DO NOT WARRANT OR REPRESENT THAT THE INFORMATION CONTAINED HEREIN IS COMPLETE OR ACCURATE OR THAT SUCH INFORMATION IS IN CONFORMITY WITH THE REQUIREMENTS OF THE PROJECT. DESIGN-BUILDER SHALL HAVE NO RIGHT TO ADDITIONAL COMPENSATION OR TIME EXTENSION BASED ON ANY INCOMPLETENESS OR INACCURACY IN THE CONCEPT DRAWING.

**USER AGENCY
PREFERRED OPTIONS**

CBD Project #630-442-057














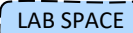
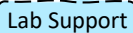


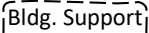
HERA laboratory planners

Concept Diagram - CHEMISTRY

NOTES:

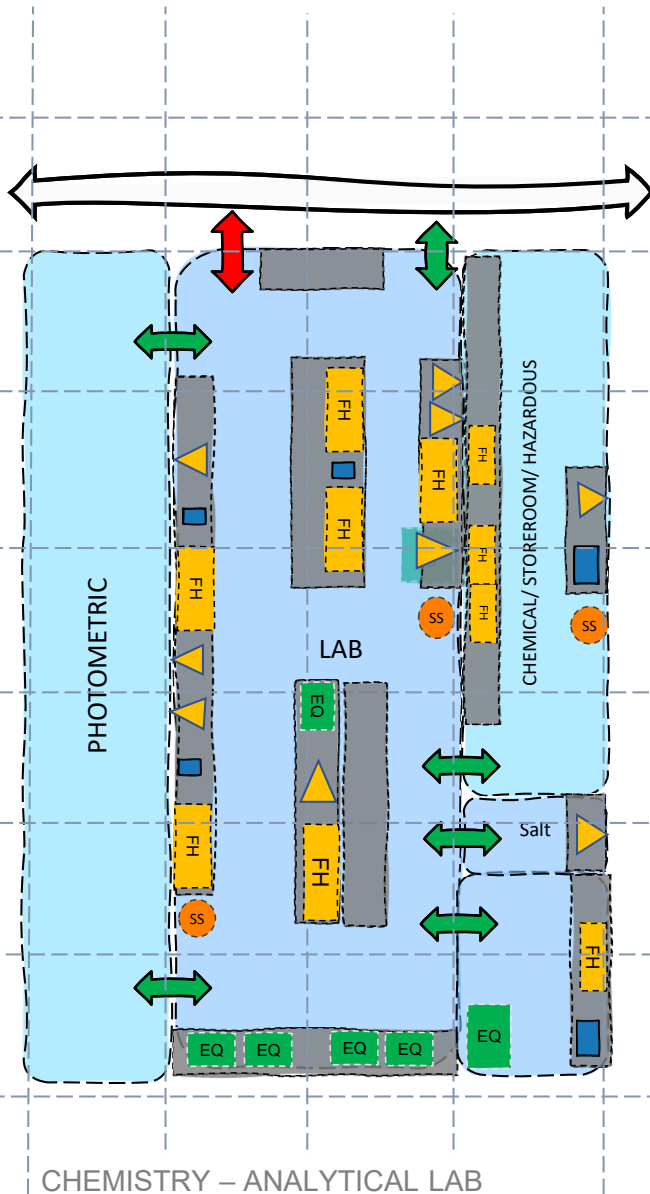
- Closed door into Salt Room
- Keep weathering lab as part of open lab
- General concern about vibration, especially with misc. metals

LEGEND

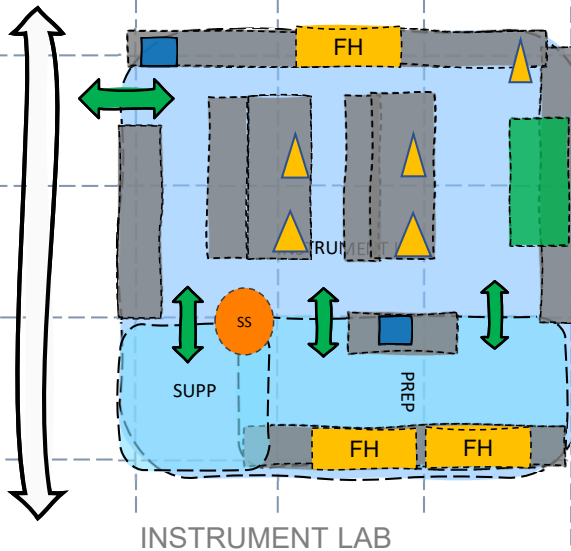
	Fume Hood
	Equipment
	Bench
	Sink
	Emergency Shower
	Snorkel
	Entrance Door
	Cased Opening
	Overhead Dr.
	Circulation/Corridor
	Service Circulation
	LAB SPACE
	Lab Support
	OFFICE
	Shared Office Space
	Bldg. Support

CONCEPT DRAWINGS ARE REFERENCE INFORMATION DOCUMENTS AND ARE NOT CONSIDERED CONTRACT DOCUMENTS.

REFERENCE INFORMATION DOCUMENTS ARE PROVIDED FOR INFORMATIONAL PURPOSES ONLY AND ARE RELIED UPON AT THE PROPOSER'S/DESIGN BUILDER'S OWN RISK. THE CONCEPTDRAWINGS DO NOT WARRANT OR REPRESENT THAT THE INFORMATION CONTAINED HEREIN IS COMPLETE OR ACCURATE OR THAT SUCH INFORMATION IS IN CONFORMITY WITH THE REQUIREMENTS OF THE PROJECT. DESIGN-BUILDER SHALL HAVE NO RIGHT TO ADDITIONAL COMPENSATION OR TIME EXTENSION BASED ON ANY INCOMPLETENESS OR INACCURACY IN THE CONCEPT DRAWING.



CHEMISTRY – ANALYTICAL LAB



INSTRUMENT LAB

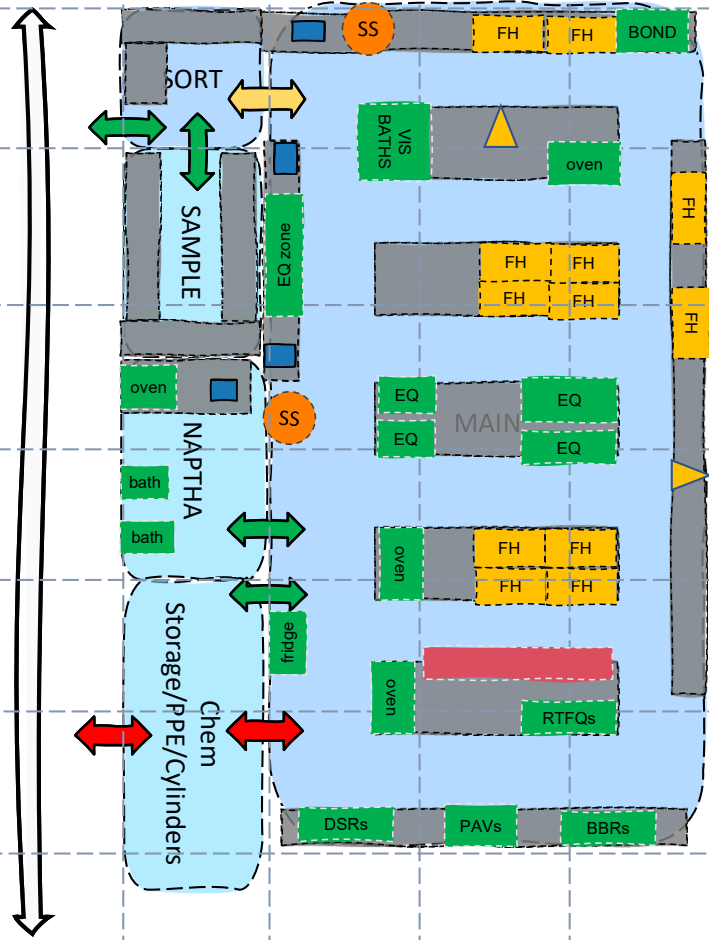
USER AGENCY PREFERRED OPTIONS

CBD Project #630-442-057



HERA laboratory planners

Concept Diagram - CHEMISTRY – BITUMINOUS



OPTION #1

**USER AGENCY
PREFERRED OPTION**

LEGEND

- FH Fume Hood
- Equipment
- Bench
- Sink
- Emergency Shower
- Snorkel
- Entrance Door
- Cased Opening
- Overhead Dr.
- Circulation/Corridor
- Service Circulation

LAB SPACE Lab Support

OFFICE

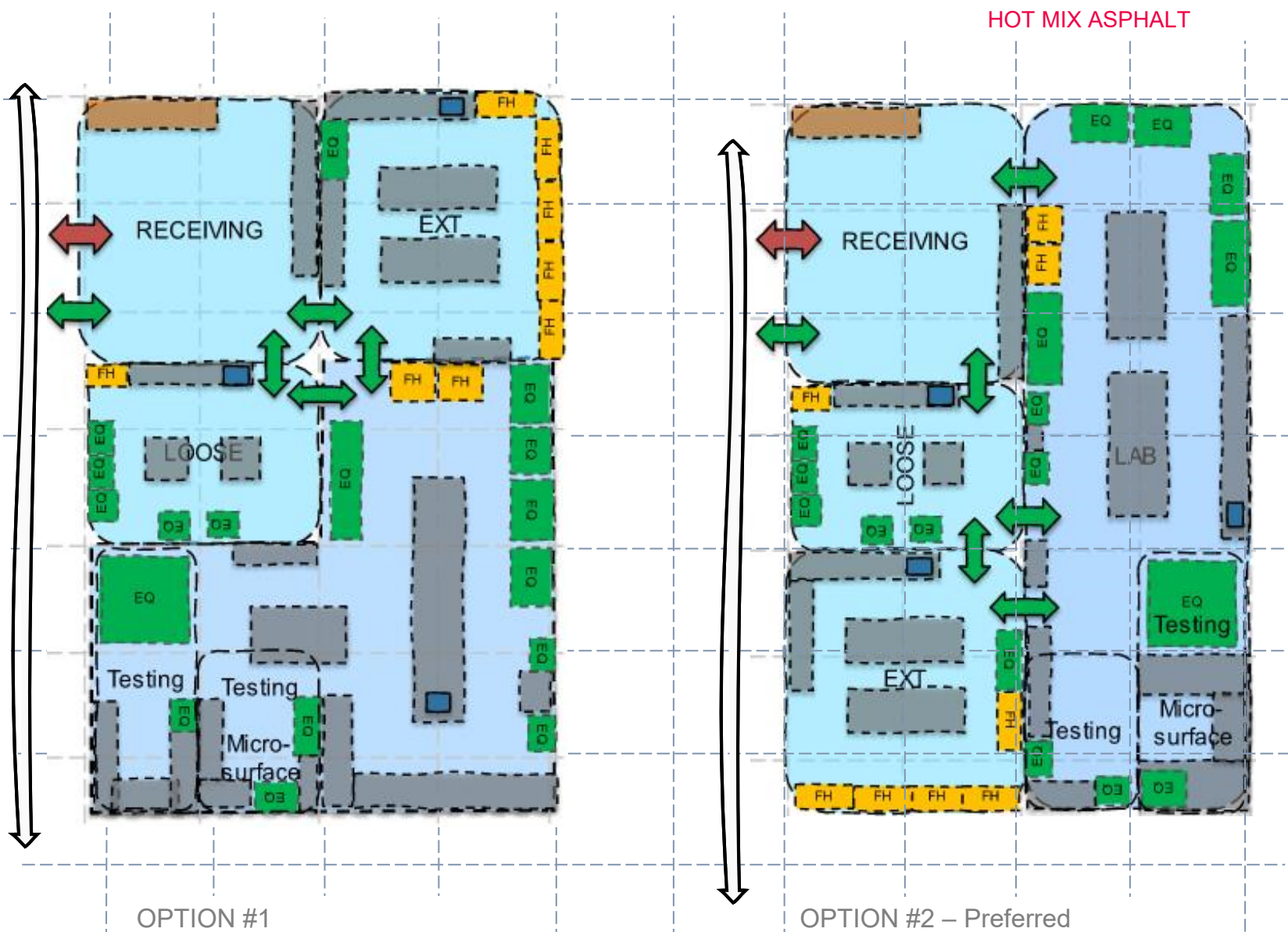
Shared Office Space

Bldg. Support

CONCEPT DRAWINGS ARE REFERENCE INFORMATION DOCUMENTS AND ARE NOT CONSIDERED CONTRACT DOCUMENTS.

REFERENCE INFORMATION DOCUMENTS ARE PROVIDED FOR INFORMATIONAL PURPOSES ONLY AND ARE RELIED UPON AT THE PROPOSER'S/DESIGN BUILDER'S OWN RISK. THE CONCEPTDRAWINGS DO NOT WARRANT OR REPRESENT THAT THE INFORMATION CONTAINED HEREIN IS COMPLETE OR ACCURATE OR THAT SUCH INFORMATION IS IN CONFORMITY WITH THE REQUIREMENTS OF THE PROJECT. DESIGN-BUILDER SHALL HAVE NO RIGHT TO ADDITIONAL COMPENSATION OR TIME EXTENSION BASED ON ANY INCOMPLETENESS OR INACCURACY IN THE CONCEPT DRAWING.

Concept Diagram - HOT MIX ASPHALT



LEGEND

- FH Fume Hood
- EQ Equipment
- Bench Bench
- Sink Sink
- SS Emergency Shower
- Snorkel Snorkel
- ↔ Entrance Door
- ↔ Cased Opening
- ↔ Overhead Dr.
- ↔ Circulation/Corridor
- ↔ Service Circulation

LAB SPACE Lab Support

OFFICE Shared Office Space

Bldg. Support

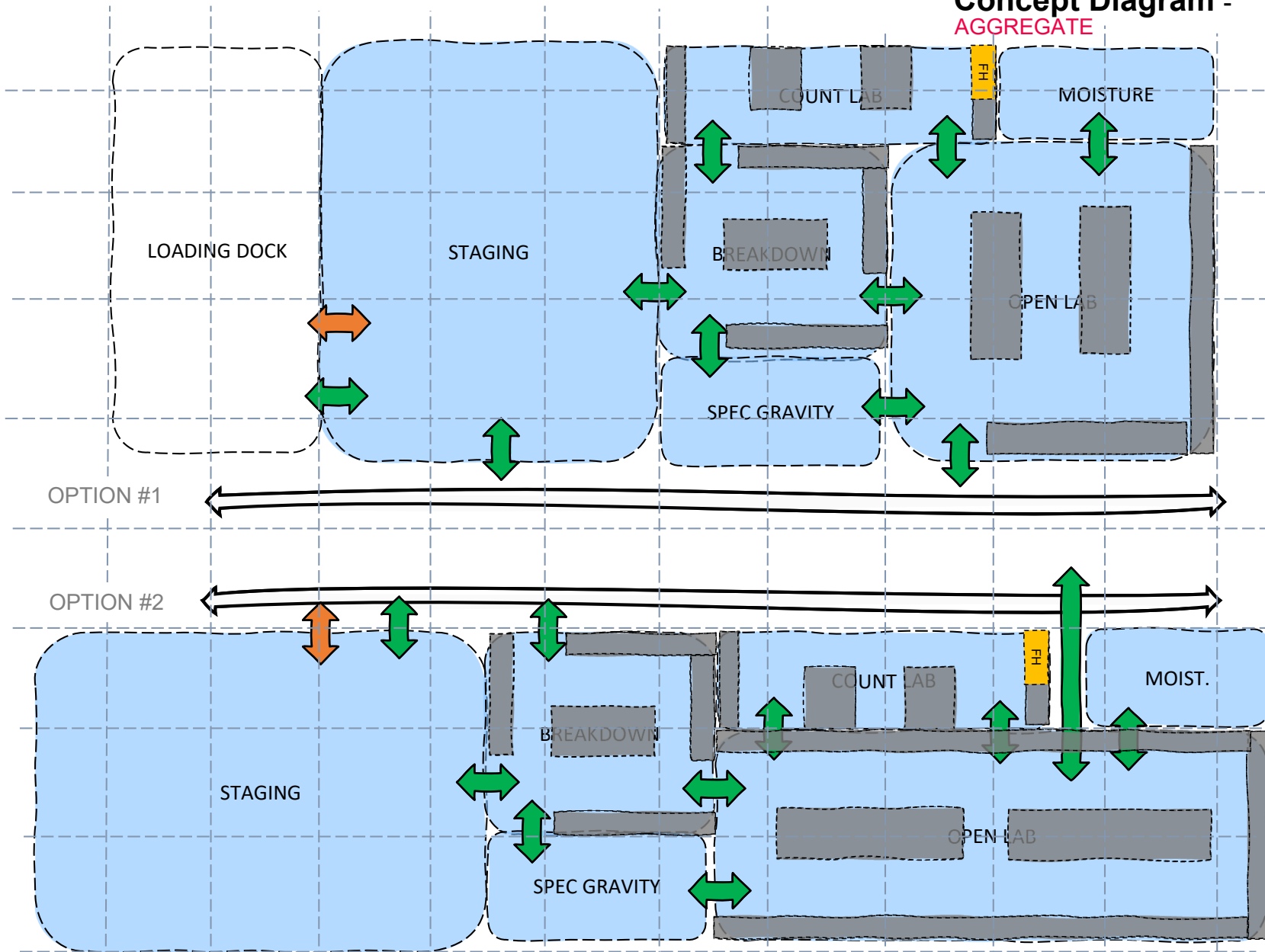
CONCEPT DRAWINGS ARE REFERENCE INFORMATION DOCUMENTS AND ARE NOT CONSIDERED CONTRACT DOCUMENTS.

REFERENCE INFORMATION DOCUMENTS ARE PROVIDED FOR INFORMATIONAL PURPOSES ONLY AND ARE RELIED UPON AT THE PROPOSER'S/DESIGN BUILDER'S OWN RISK. THE CONCEPTDRAWINGS DO NOT WARRANT OR REPRESENT THAT THE INFORMATION CONTAINED HEREIN IS COMPLETE OR ACCURATE OR THAT SUCH INFORMATION IS IN CONFORMITY WITH THE REQUIREMENTS OF THE PROJECT. DESIGN-BUILDER SHALL HAVE NO RIGHT TO ADDITIONAL COMPENSATION OR TIME EXTENSION BASED ON ANY INCOMPLETENESS OR INACCURACY IN THE CONCEPT DRAWING.

OPTION #1
**USER AGENCY
PREFERRED OPTIONS**

OPTION #2 – Preferred

Concept Diagram - AGGREGATE



LEGEND

- FH Fume Hood
- EQ Equipment
- Bench
- Sink
- SS Emergency Shower
- Snorkel
- Entrance Door
- Cased Opening
- Overhead Dr.
- Circulation/Corridor
- Service Circulation

LAB SPACE **Lab Support**

- OFFICE
- Shared Office Space

Bldg. Support

CONCEPT DRAWINGS ARE REFERENCE INFORMATION DOCUMENTS AND ARE NOT CONSIDERED CONTRACT DOCUMENTS.

REFERENCE INFORMATION DOCUMENTS ARE PROVIDED FOR INFORMATIONAL PURPOSES ONLY AND ARE RELIED UPON AT THE PROPOSER'S/DESIGN BUILDER'S OWN RISK. THE CONCEPT DRAWINGS DO NOT WARRANT OR REPRESENT THAT THE INFORMATION CONTAINED HEREIN IS COMPLETE OR ACCURATE OR THAT SUCH INFORMATION IS IN CONFORMITY WITH THE REQUIREMENTS OF THE PROJECT. DESIGN-BUILDER SHALL HAVE NO RIGHT TO ADDITIONAL COMPENSATION OR TIME EXTENSION BASED ON ANY INCOMPLETENESS OR INACCURACY IN THE CONCEPT DRAWING.

USER AGENCY PREFERRED OPTIONS

CBD Project #630-442-057



HERA laboratory planners

ILLINOIS DEPARTMENT OF TRANSPORTATION CONSTRUCT MATERIALS LAB

PREPARED FOR:

STATE OF ILLINOIS - CAPITOL DEVELOPMENT BOARD

USING AGENCY:

ILLINOIS DEPARTMENT OF TRANSPORTATION

PREPARED BY:

TILTON, KELLY + BELL, LLC
55 WEST MONROE, SUITE 1975, CHICAGO, IL 60603

CIVIL/STRUCTURAL/MEFPF:

EPSTEIN GLOBAL
600 WEST FULTON STREET, CHICAGO, IL 60661

LABORATORY:

HERA LABORATORY PLANNERS, INC.
1447 PEACHTREE STREET NE, ATLANTA, GA 30309

SECURITY:

ENGINEERING PLUS
9018 HERITAGE PARKWAY, WOODRIDGE, IL 60517

LEED:

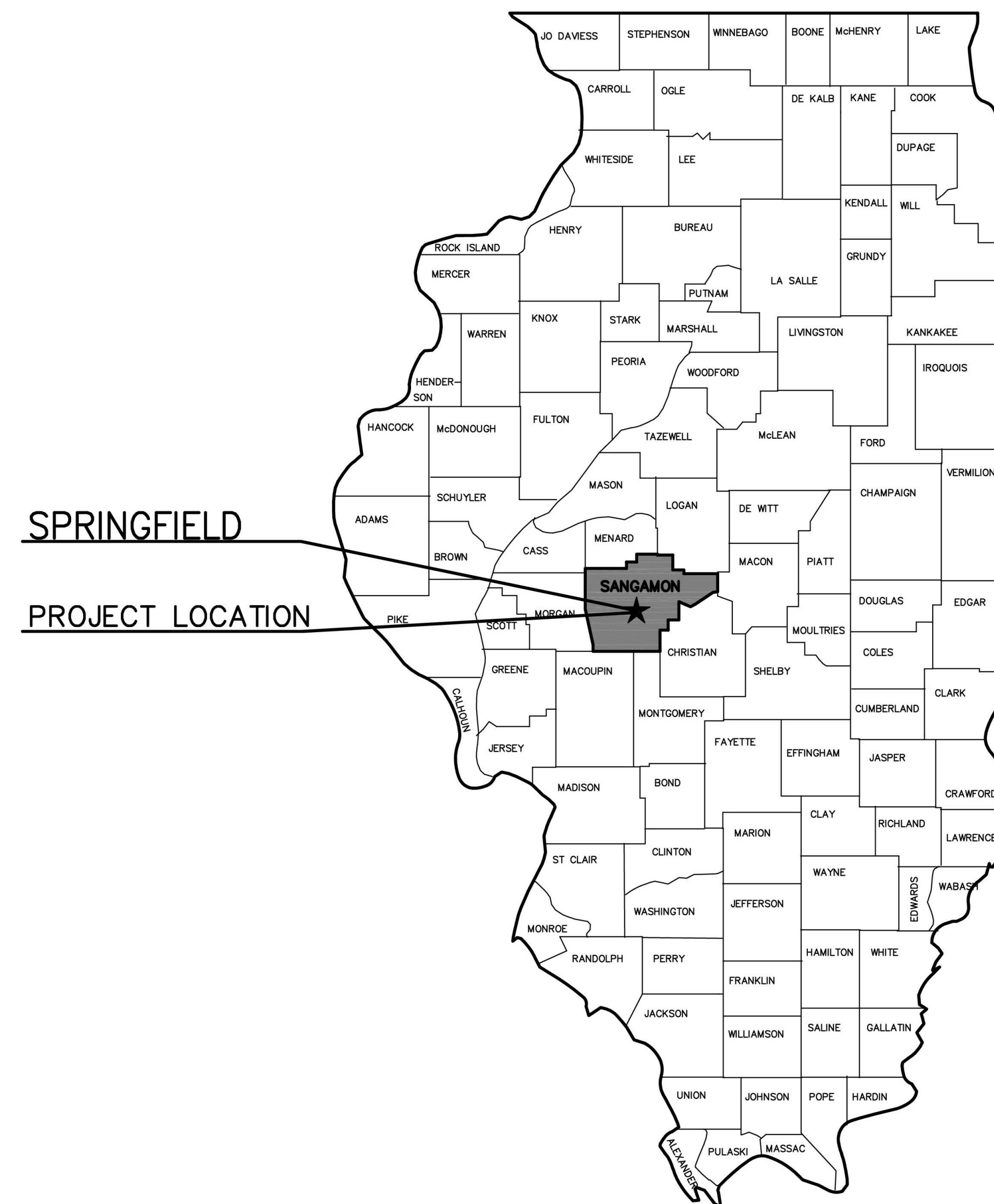
CYCLONE ENERGY GROUP
815 S WABASH AVENUE, CHICAGO, IL 60605

ESTIMATING:

MIDDLETON CONSTRUCTION CONSULTING
5600 N RIVER ROAD, SUITE 950, ROSEMONT, IL 60018

GEOTECHNICAL:

GSG CONSULTANTS, INC.
735 REMINGTON ROAD, SCHAUMBURG, IL 60173



SHEET INDEX

Sheet Number	Sheet Name
G-100	COVER SHEET
EXH-001	SITE LAYOUT EXHIBIT
EXH-002	SITE UTILITY EXHIBIT
EXH-003	SITE DEMOLITION PLAN
A-100	CONCEPTUAL FLOOR PLAN
A-200	CONCEPTUAL EXTERIOR ELEVATIONS
M-001	MECHANICAL SPACE PRESSURIZATION
M-002	MECHANICAL SPACE TEMPERATURE & RELATIVE HUMIDITY
M-003	MECHANICAL KEY PLAN

NOTE:

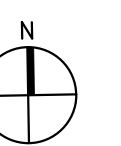
CONCEPT DRAWINGS ARE REFERENCE INFORMATION DOCUMENTS AND ARE NOT CONSIDERED CONTRACT DOCUMENTS.

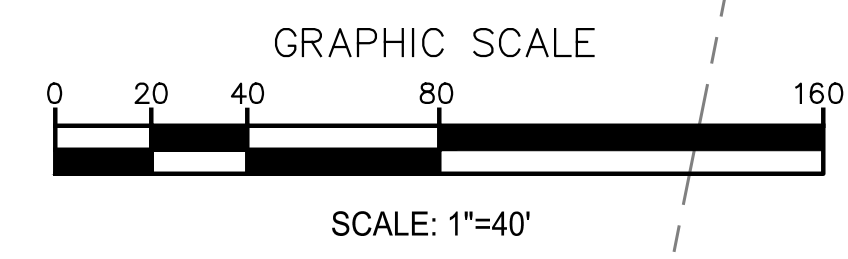
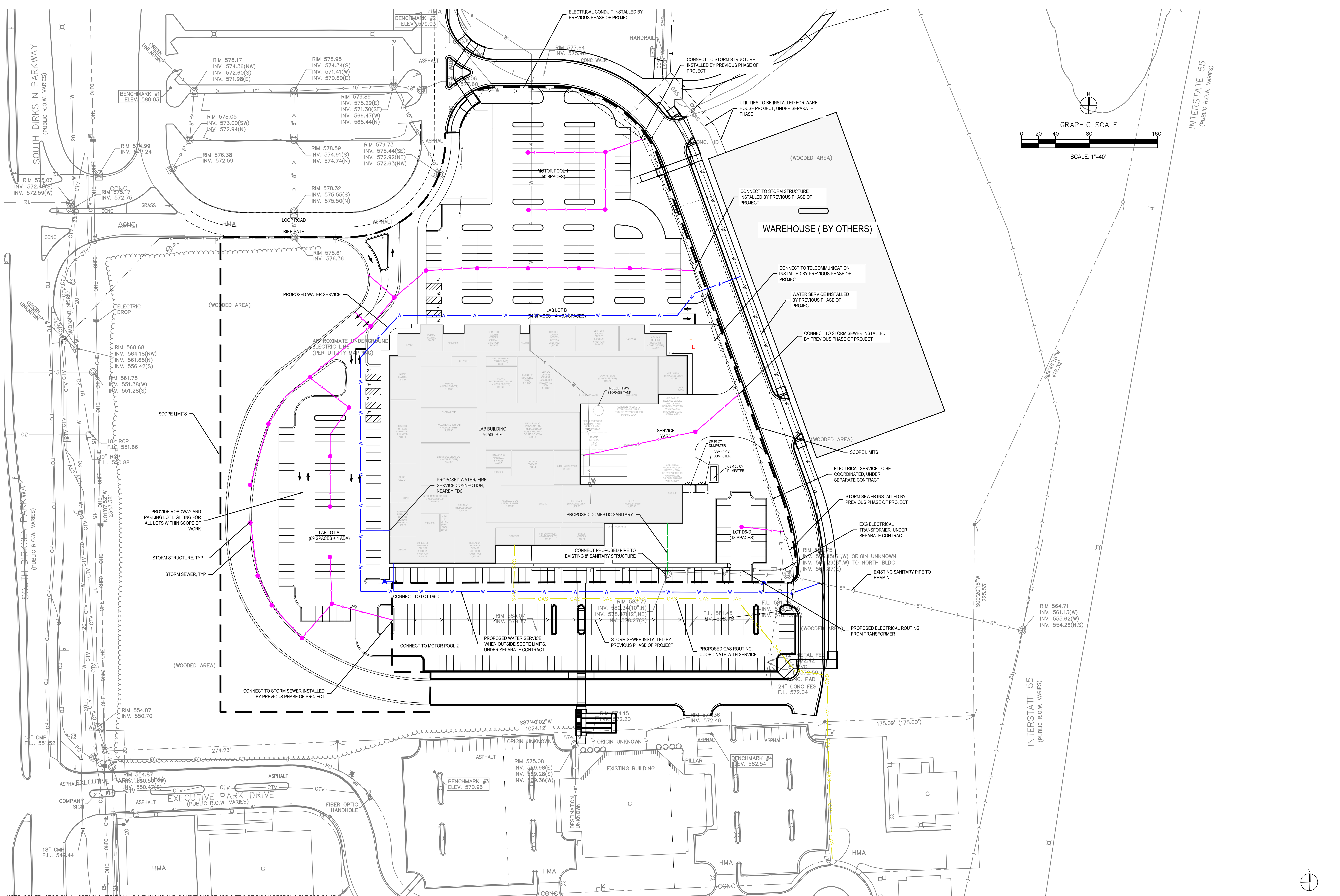
REFERENCE INFORMATION DOCUMENTS ARE PROVIDED FOR INFORMATIONAL PURPOSES ONLY, AND ARE RELIED UPON AT THE PROPOSER'S/DESIGN BUILDER'S OWN RISK. THE CONCEPT DRAWINGS DO NOT WARRANT OR REPRESENT THAT THE INFORMATION CONTAINED HEREIN IS COMPLETE OR ACCURATE OR THAT SUCH INFORMATION IS IN CONFORMITY WITH THE REQUIREMENTS OF THE PROJECT. DESIGN-BUILDER SHALL HAVE NO RIGHT TO ADDITIONAL COMPENSATION OR TIME EXTENSION BASED ON ANY INCOMPLETENESS OR INACCURACY IN THE CONCEPT DRAWINGS.

NOTE: CONTRACTOR SHALL OBTAIN & VERIFY ALL DIMENSIONS AND CONDITIONS AT JOB SITE & BE FULLY RESPONSIBLE FOR SAME.

ISSUED FOR - FINAL REPORT

REVISIONS/ISSUANCES			DRAWN	PREPARED	PRELIMINARY NOT FOR CONSTRUCTION OR RECORDING	<u>CIVIL/STRUCTURAL/MEFPF:</u> Epstein Global 600 W Fulton Street Chicago, Illinois 60661	<u>LABORATORY:</u> HERA Laboratory Planners, Inc. 1447 Peachtree Street NE Atlanta, Georgia 30309	<u>SECURITY:</u> Engineering Plus 9018 Heritage Parkway Woodridge, Illinois 60517	<u>LEED:</u> Cyclone Energy Group 815 S Wabash Avenue Chicago, Illinois 60605	 Tilton, Kelly + Bell, LLC 55 West Monroe - Suite 1975 Chicago, IL 60603 (312) 447-3100 www.tiltonkellybell.com	 Capital Development Board Building a Better Illinois	State of Illinois JB PRITZKER, GOVERNOR Illinois Capital Development Board	SHEET TITLE:	PROJECT NUMBER:
NO.	DATE	REMARKS	Author	Approver									COVER SHEET	630-442-057
			TRACED	APPROVED										<u>GEOTECHNICAL:</u> GSG Consultants, Inc. 735 Remington Road Schaumburg, Illinois 60173
			---	Approver									Illinois Department of Transportation - Construct Materials Lab	SHEET NUMBER: G-100
			CHECKED	APPROVED										SHEET NUMBER: G-100
			Checker	Approver										OF #
													Hanley Complex, Springfield, IL 62764, Sangamon County, Illinois	





NOTE: CONTRACTOR SHALL OBTAIN & VERIFY ALL DIMENSIONS AND CONDITIONS AT JOB SITE & BE FULLY RESPONSIBLE FOR SAME.

NO.	DATE	REMARKS
01	09/15/2022	90%
02	01/12/2023	95%
03	02/08/2023	100%
04	05/09/2023	100% COMPLETE

REVISIONS/ISSUANCES	DRAWN KKW	PREPARED
	TRACED	
	CHECKER DAH	

PRELIMINARY NOT FOR CONSTRUCTION OR RECORDING

CIVIL/STRUCTURAL/MEPEFP:
Epstein Global
 600 W Fulton Street
 Chicago, Illinois 60661

LABORATORY:
HERA Laboratory Planners, Inc.
 1447 Peachtree Street NE
 Atlanta, Georgia 30309

SECURITY:
Engineering Plus
 9018 Heritage Parkway
 Woodridge, Illinois 60517

LEED:
Cyclone Energy Group
 815 S Wabash Avenue
 Chicago, Illinois 60605



Tilton, Kelly + Bell, LLC
 58 West Monroe - Suite 1975
 Chicago, IL 60603
 (312) 447-3100
 www.tiltonkellybell.com

State of Illinois
JB PRITZKER, GOVERNOR
 Illinois Capital Development Board

SHEET TITLE:
SITE UTILITY EXHIBIT

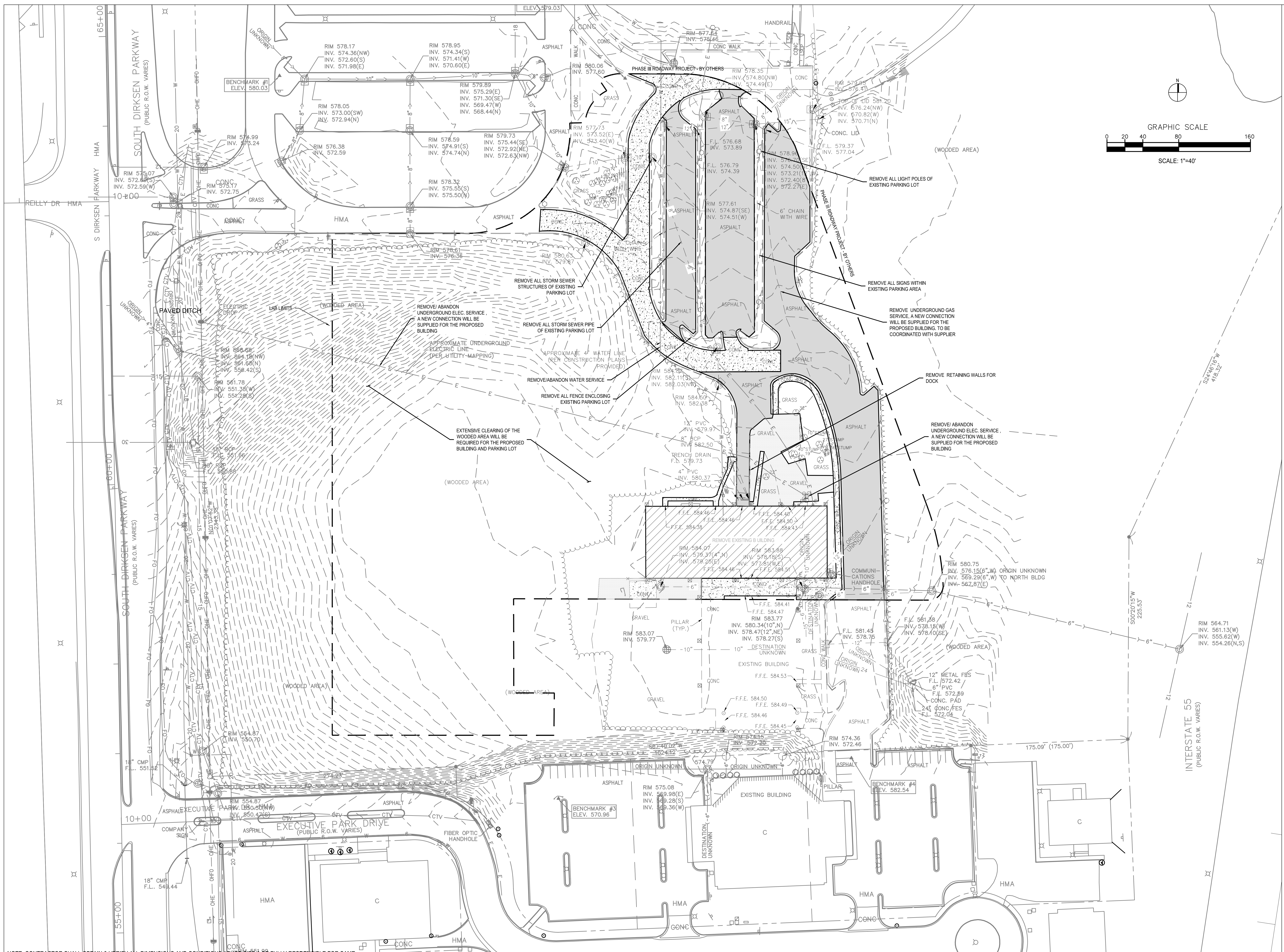
PROJECT:
Illinois Department of Transportation - Construct Materials Lab

Hanley Complex, Springfield, IL 62764, Sangamon County, Illinois

PROJECT NUMBER:
630-442-057

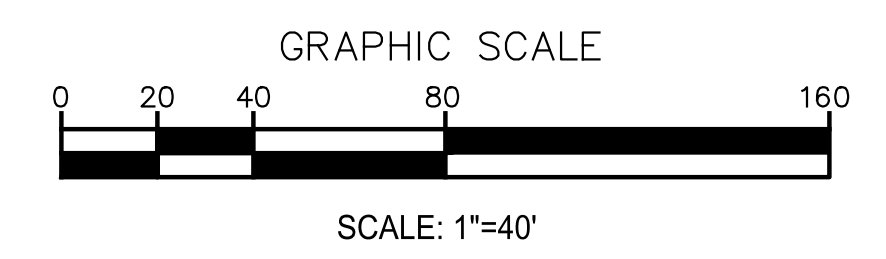
DATE: 05/09/2023

SHEET NUMBER:
EXH- 002
 OF # 3



LEGEND:

- PAVEMENT REMOVAL 5.5" TO 8.5"
- CONCRETE REMOVAL
- GRAVEL REMOVAL
- BUILDING REMOVAL



NOTE: CONTRACTOR SHALL OBTAIN & VERIFY ALL DIMENSIONS AND CONDITIONS AT JOB SITE & BE FULLY RESPONSIBLE FOR SAME.

REVISIONS/ISSUANCES		
NO.	DATE	REMARKS
01	02/08/2023	100%
02	05/09/2023	100% COMPLETE

DRAWN	KKW
CHECKED	DAH

**PRELIMINARY
NOT FOR
CONSTRUCTION
OR RECORDING**

CIVIL/STRUCTURAL/ME/PE/PP:
Epstein Global
600 W Fulton Street
Chicago, Illinois 60661

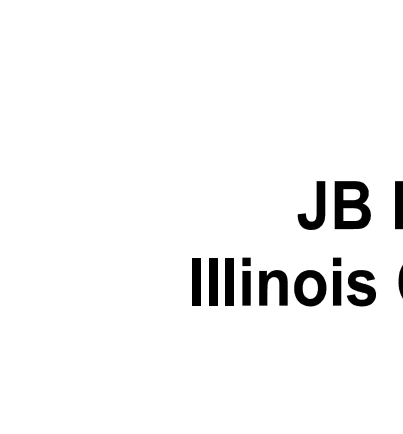
LABORATORY:
HERA Laboratory Planners, Inc.
1447 Peachtree Street NE
Atlanta, Georgia 30309

SECURITY:
Engineering Plus
9018 Heritage Parkway
Woodridge, Illinois 60517

LEED:
Cyclone Energy Group
815 S Wabash Avenue
Chicago, Illinois 60605



Tilton, Kelly + Bell, LLC
55 West Monroe - Suite 1975
Chicago, IL 60603
(312) 447-3100
www.tiltonkellybell.com



State of Illinois
JB PRITZKER, GOVERNOR
Illinois Capital Development Board

SHEET TITLE:
SITE DEMOLITION EXHIBIT

PROJECT:
Illinois Department of Transportation -
Construct Materials Lab

Hanley Complex, Springfield, IL 62764, Sangamon County, Illinois

PROJECT NUMBER:
630-442-057

DATE: 05/09/2023

SHEET NUMBER:
EXH-003

OF # 3



GROSS SQUARE FOOTAGE - 76,500 SF



1 CONCEPTUAL FLOOR PLAN
1/16" = 1'-0"

NOTE:
CONCEPT DRAWINGS ARE PRELIMINARY DOCUMENTS AND ARE NOT CONSIDERED CONTRACT DOCUMENTS.
PRELIMINARY DOCUMENTS ARE PROVIDED FOR INFORMATIONAL PURPOSES ONLY, AND ARE RELIED UPON AT THE PROPOSER'S/DESIGN BUILDER'S OWN RISK. THE CONCEPT DRAWINGS DO NOT WARRANT OR REPRESENT THAT THE INFORMATION CONTAINED HEREIN IS COMPLETE OR ACCURATE OR THAT SUCH INFORMATION IS IN CONFORMITY WITH THE REQUIREMENTS OF THE PROJECT. DESIGN-BUILDER SHALL HAVE NO RIGHT TO ADDITIONAL COMPENSATION OR TIME EXTENSION BASED ON ANY INCOMPLETENESS OR INACCURACY IN THE CONCEPT DRAWINGS.

NOTE: CONTRACTOR SHALL OBTAIN & VERIFY ALL DIMENSIONS AND CONDITIONS AT JOB SITE & BE FULLY RESPONSIBLE FOR SAME.

REVISIONS/ISSUANCES			DRAWN Author	PREPARED Approver
NO.	DATE	REMARKS	TRACED --	APPROVED Approver
			CHECKED Checker	APPROVED Approver

**PRELIMINARY
NOT FOR
CONSTRUCTION
OR RECORDING**

CIVIL/STRUCTURAL/MEPPP:
Epstein Global
600 W Fulton Street
Chicago, Illinois 60661

LABORATORY:
HERA Laboratory Planners, Inc.
1447 Peachtree Street NE
Atlanta, Georgia 30309

SECURITY:
Engineering Plus
9018 Heritage Parkway
Woodridge, Illinois 60517

LEED:
Cyclone Energy Group
815 S Wabash Avenue
Chicago, Illinois 60605

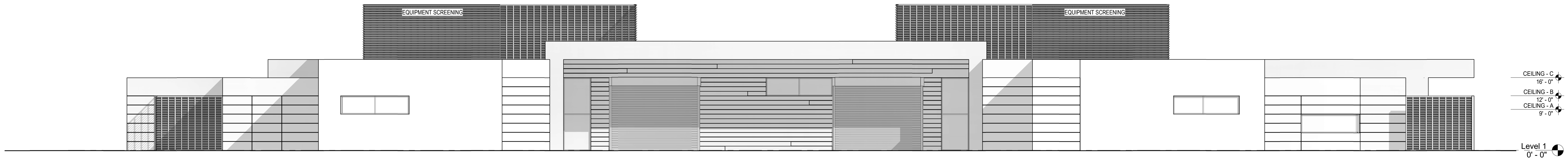
tkb
Tilton, Kelly + Bell, LLC
65 West Monroe - Suite 1975
Chicago, IL 60603
(312) 447-5100
www.tiltonkellybell.com

Capital Development Board
Building a Better Illinois
State of Illinois
JB PRITZKER, GOVERNOR
Illinois Capital Development Board

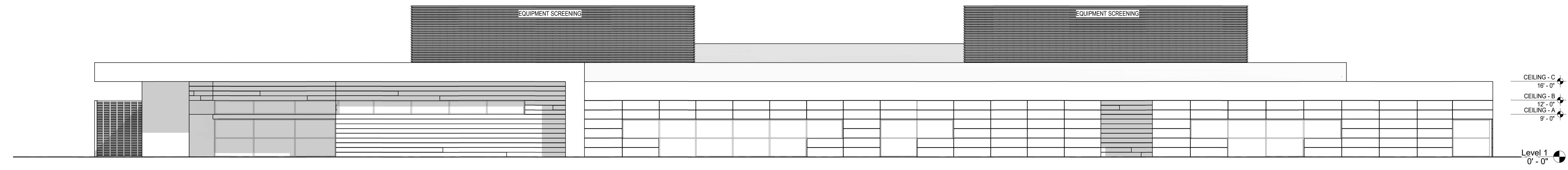
SHEET TITLE:
CONCEPTUAL FLOOR PLAN
PROJECT:
Illinois Department of Transportation -
Construct Materials Lab
Hanley Complex, Springfield, IL 62764, Sangamon County, Illinois

ISSUED FOR - FINAL REPORT
PROJECT NUMBER:
630-442-057
DATE: 05/09/23
SHEET NUMBER:
A-100
OF #

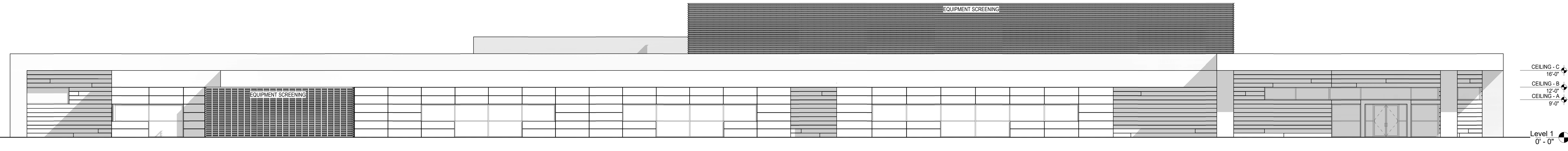




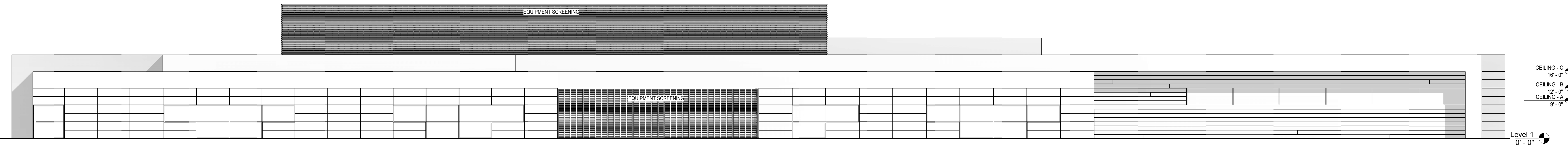
1 EXTERIOR ELEVATION - EAST
1" = 10'-0"



4 EXTERIOR ELEVATION - WEST
1" = 10'-0"



2 EXTERIOR ELEVATION - NORTH
1" = 10'-0"



3 EXTERIOR ELEVATION - SOUTH
1" = 10'-0"

NOTE:
CONCEPT DRAWINGS ARE PRELIMINARY DOCUMENTS AND ARE NOT CONSIDERED CONTRACT DOCUMENTS.
PRELIMINARY DOCUMENTS ARE PROVIDED FOR INFORMATIONAL PURPOSES ONLY, AND ARE RELIED UPON AT THE PROPOSER'S/DESIGN BUILDER'S OWN RISK. THE CONCEPT DRAWINGS DO NOT WARRANT OR REPRESENT THAT THE INFORMATION CONTAINED HEREIN IS COMPLETE OR ACCURATE OR THAT SUCH INFORMATION IS IN CONFORMITY WITH THE REQUIREMENTS OF THE PROJECT. DESIGN-BUILDER SHALL HAVE NO RIGHT TO ADDITIONAL COMPENSATION OR TIME EXTENSION BASED ON ANY INCOMPLETENESS OR INACCURACY IN THE CONCEPT DRAWINGS.

NOTE: CONTRACTOR SHALL OBTAIN & VERIFY ALL DIMENSIONS AND CONDITIONS AT JOB SITE & BE FULLY RESPONSIBLE FOR SAME.

REVISIONS/ISSUANCES			DRAWN	PREPARED
NO.	DATE	REMARKS	Author	Approver
			TRACED	APPROVED
			--	Approver
			CHECKED	APPROVED
			Checker	Approver

**PRELIMINARY
NOT FOR
CONSTRUCTION
OR RECORDING**

CIVIL/STRUCTURAL/MEPP:
Epstein Global
600 W Fulton Street
Chicago, Illinois 60661

LABORATORY:
HERA Laboratory Planners, Inc.
1447 Peachtree Street NE
Atlanta, Georgia 30309

SECURITY:
Engineering Plus
9018 Heritage Parkway
Woodridge, Illinois 60517

LEED:
Cyclone Energy Group
815 S Wabash Avenue
Chicago, Illinois 60605

GEOTECHNICAL:
GSG Consultants, Inc.
735 Remington Road
Schaumburg, Illinois 60173

ESTIMATING:
Middleton Construction Consulting
5600 N River Road, Suite 950
Rosemont, Illinois 60018

t k b
Tilton, Kelly + Bell, LLC
65 West Monroe - Suite 1975
Chicago, IL 60603
(312) 447-3100
www.tiltonkellybell.com

**Capital
Development
Board**
Building a Better Illinois

State of Illinois
JB PRITZKER, GOVERNOR
Illinois Capital Development Board

SHEET TITLE:
CONCEPTUAL EXTERIOR ELEVATIONS

PROJECT:
Illinois Department of Transportation -
Construct Materials Lab

Hanley Complex, Springfield, IL 62764, Sangamon County, Illinois

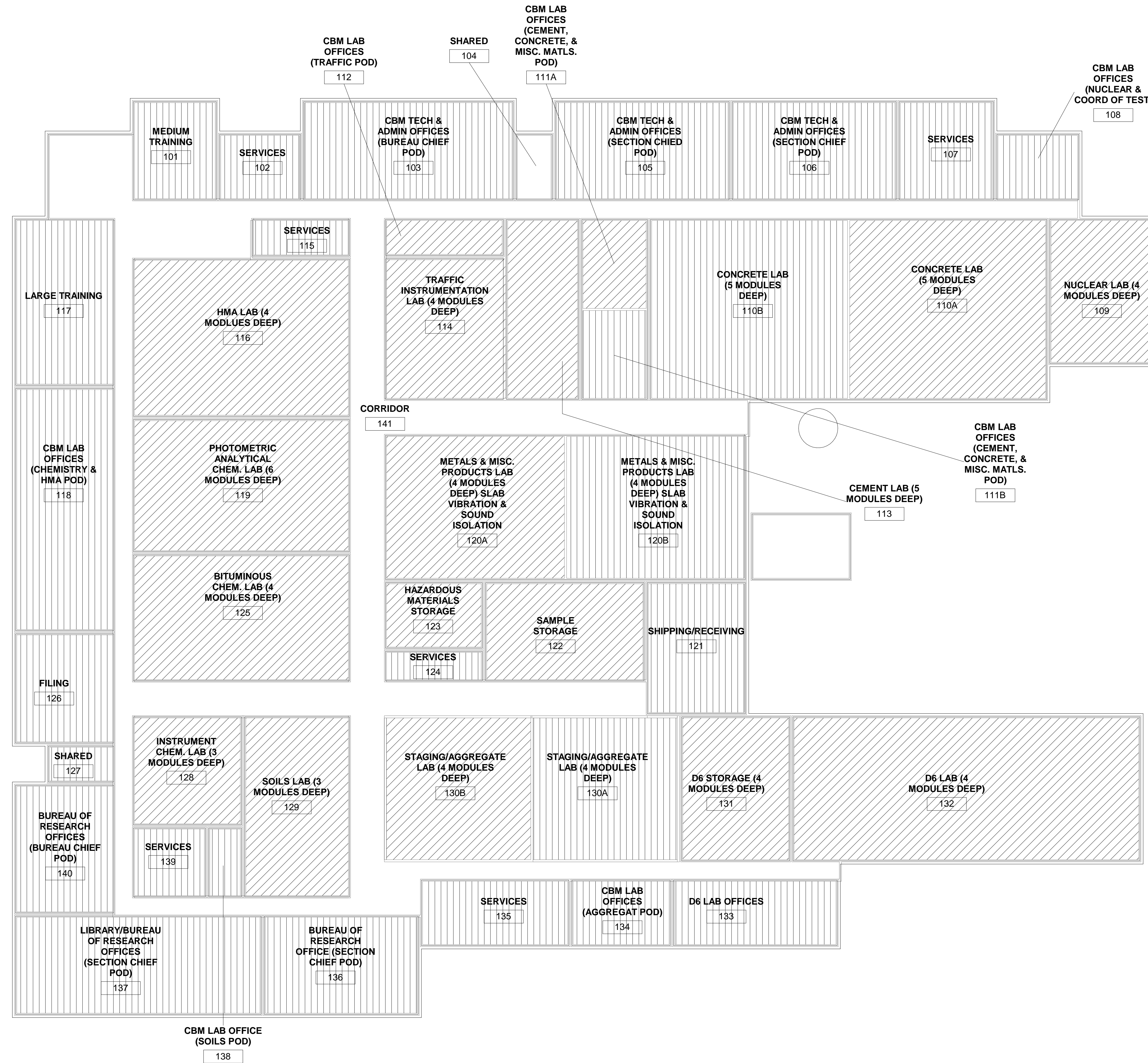
ISSUED FOR - FINAL REPORT

PROJECT NUMBER:
630-442-057

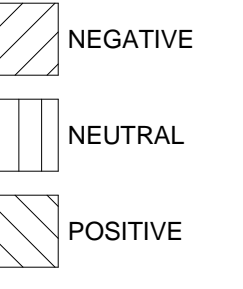
DATE: 05/09/23

SHEET NUMBER:
A-200

OF #



PRESSURE LEVELS



GENERAL NOTE:
 CONCEPT DRAWINGS ARE REFERENCE INFORMATION DOCUMENTS AND ARE NOT CONSIDERED CONTRACT DOCUMENTS.
 REFERENCE INFORMATION DOCUMENTS ARE PROVIDED FOR INFORMATIONAL PURPOSES ONLY AND ARE RELIED UPON AT THE PROPOSER'S/DESIGN BUILDER'S OWN RISK. THE CONCEPT DRAWINGS DO NOT WARRANT OR REPRESENT THAT THE INFORMATION CONTAINED HEREIN IS COMPLETE OR ACCURATE OR THAT SUCH INFORMATION IS IN CONFORMITY WITH THE REQUIREMENTS OF THE PROJECT. DESIGN/BUILDER SHALL HAVE NO RIGHT TO ADDITIONAL COMPENSATION OR TIME EXTENSION BASED ON ANY INCOMPLETENESS OR INACCURACY IN THE CONCEPT DRAWINGS

1 MECHANICAL SPACE PRESSURIZATION PLAN
 SCALE: 1/16" = 1'-0"

NOTE: CONTRACTOR SHALL OBTAIN & VERIFY ALL DIMENSIONS AND CONDITIONS AT JOB SITE & BE FULLY RESPONSIBLE FOR SAME.

NO.	DATE	REMARKS

REVISIONS/ISSUANCES
 DRAWN B. ROSEN
 PREPARED S. BRUNNER
 TRACED --
 APPROVED S. BRUNNER
 CHECKED J. NELSON
 APPROVED S. BRUNNER

PRELIMINARY NOT FOR CONSTRUCTION OR RECORDING

CIVIL/STRUCTURAL/MEPPF:
 Epstein Global
 600 W Fulton Street
 Chicago, Illinois 60661

LABORATORY:
 HERA Laboratory Planners, Inc.
 1447 Peachtree Street NE
 Atlanta, Georgia 30309

SECURITY:
 Engineering Plus
 9013 Heritage Parkway
 Woodridge, Illinois 60517

LEED:
 Cyclone Energy Group
 815 S Wabash Avenue
 Chicago, Illinois 60605

GEOTECHNICAL:
 GSG Consultants, Inc.
 735 Remington Road
 Schaumburg, Illinois 60173

ESTIMATING:
 Middleton Construction Consulting
 5600 N River Road, Suite 950
 Rosemont, Illinois 60018

ftkb
 Tilton, Kelly + Bell, LLC
 65 West Monroe - Suite 1975
 Chicago, IL 60603
 (312) 447-3100
 www.tiltonkellybell.com

Capital Development Board
 Building a Better Illinois

State of Illinois
JB PRITZKER, GOVERNOR
 Illinois Capital Development Board

SHEET TITLE:
MECHANICAL SPACE PRESSURIZATION

PROJECT:
Illinois Department of Transportation - Construct Materials Lab

Hanley Complex, Springfield, IL 62764, Sangamon County, Illinois

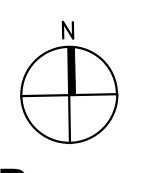
ISSUED FOR

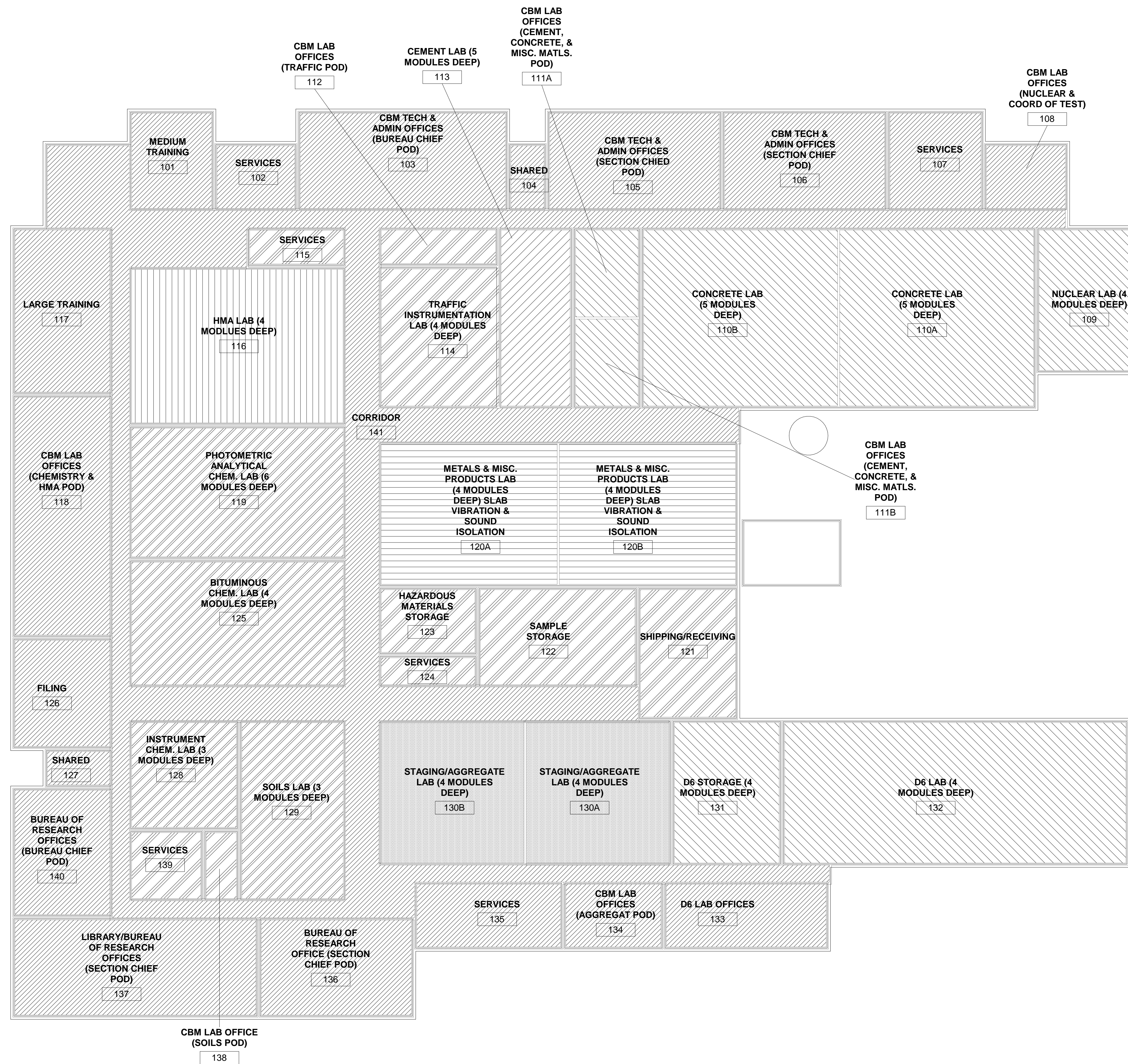
PROJECT NUMBER:
 630-442-057

DATE: 5/9/23

SHEET NUMBER:
M-001

OF #





TEMPERATURE AND RH LEVELS

- 68-72F & 23-55% RH
- 68-72F & 45-55% RH
- 68-74F & 23-55% RH
- 68-80F & 50-60% RH
- 68-88F & 23-55% RH
- 70-77F & 50% RH
- 72-75F & 23-55% RH
- TBD

GENERAL NOTE:
CONCEPT DRAWINGS ARE REFERENCE INFORMATION DOCUMENTS AND ARE NOT CONSIDERED CONTRACT DOCUMENTS.

REFERENCE INFORMATION DOCUMENTS ARE PROVIDED FOR INFORMATIONAL PURPOSES ONLY AND ARE RELED UPON AT THE PROPOSER'S/DESIGN BUILDER'S OWN RISK. THE CONCEPT DRAWINGS DO NOT WARRANT OR REPRESENT THAT THE INFORMATION CONTAINED HEREIN IS COMPLETE OR ACCURATE OR THAT SUCH INFORMATION IS IN CONFORMITY WITH THE REQUIREMENTS OF THE PROJECT. DESIGN-BUILDER SHALL HAVE NO RIGHT TO ADDITIONAL COMPENSATION OR TIME EXTENSION BASED ON ANY INCOMPLETENESS OR INACCURACY IN THE CONCEPT DRAWINGS.

1 MECHANICAL SPACE TEMPERATURE AND RELATIVE HUMIDITY PLAN

SCALE: 1/16" = 1'-0"
NOTE: CONTRACTOR SHALL OBTAIN & VERIFY ALL DIMENSIONS AND CONDITIONS AT JOB SITE & BE FULLY RESPONSIBLE FOR SAME.

NO.	DATE	REMARKS

DRAWN
B. ROSEN

PREPARED
S. BRUNNER

TRACED
S. BRUNNER

CHECKED
J. NELSON

APPROVED
S. BRUNNER

APPROVED
S. BRUNNER

**PRELIMINARY
NOT FOR
CONSTRUCTION
OR RECORDING**

CIVIL/STRUCTURAL/MEPP:
Epstein Global
600 W Fulton Street
Chicago, Illinois 60661

LABORATORY:
HERA Laboratory Planners, Inc.
1447 Peachtree Street NE
Atlanta, Georgia 30309

SECURITY:
Engineering Plus
9018 Heritage Parkway
Woodridge, Illinois 60517

LEED:
Cyclone Energy Group
815 S Wabash Avenue
Chicago, Illinois 60605

GEOTECHNICAL:
GSG Consultants, Inc.
735 Remington Road
Schaumburg, Illinois 60173

ESTIMATING:
Middleton Construction Consulting
5600 N River Road, Suite 950
Rosemont, Illinois 60018

ftkb
Tilton, Kelly + Bell, LLC
65 West Monroe - Suite 1975
Chicago, IL 60603
(312) 447-3100
www.tiltonkellybell.com

Capital Development Board
Building a Better Illinois

State of Illinois
JB PRITZKER, GOVERNOR
Illinois Capital Development Board

SHEET TITLE:
MECHANICAL SPACE TEMPERATURE AND RELATIVE HUMIDITY PLAN

PROJECT:
Illinois Department of Transportation - Construct Materials Lab

Hanley Complex, Springfield, IL 62764, Sangamon County, Illinois

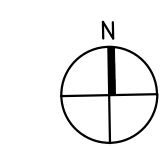
ISSUED FOR

PROJECT NUMBER:
330-442-057

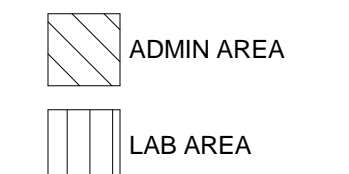
DATE: 5/9/23

SHEET NUMBER:
M-002

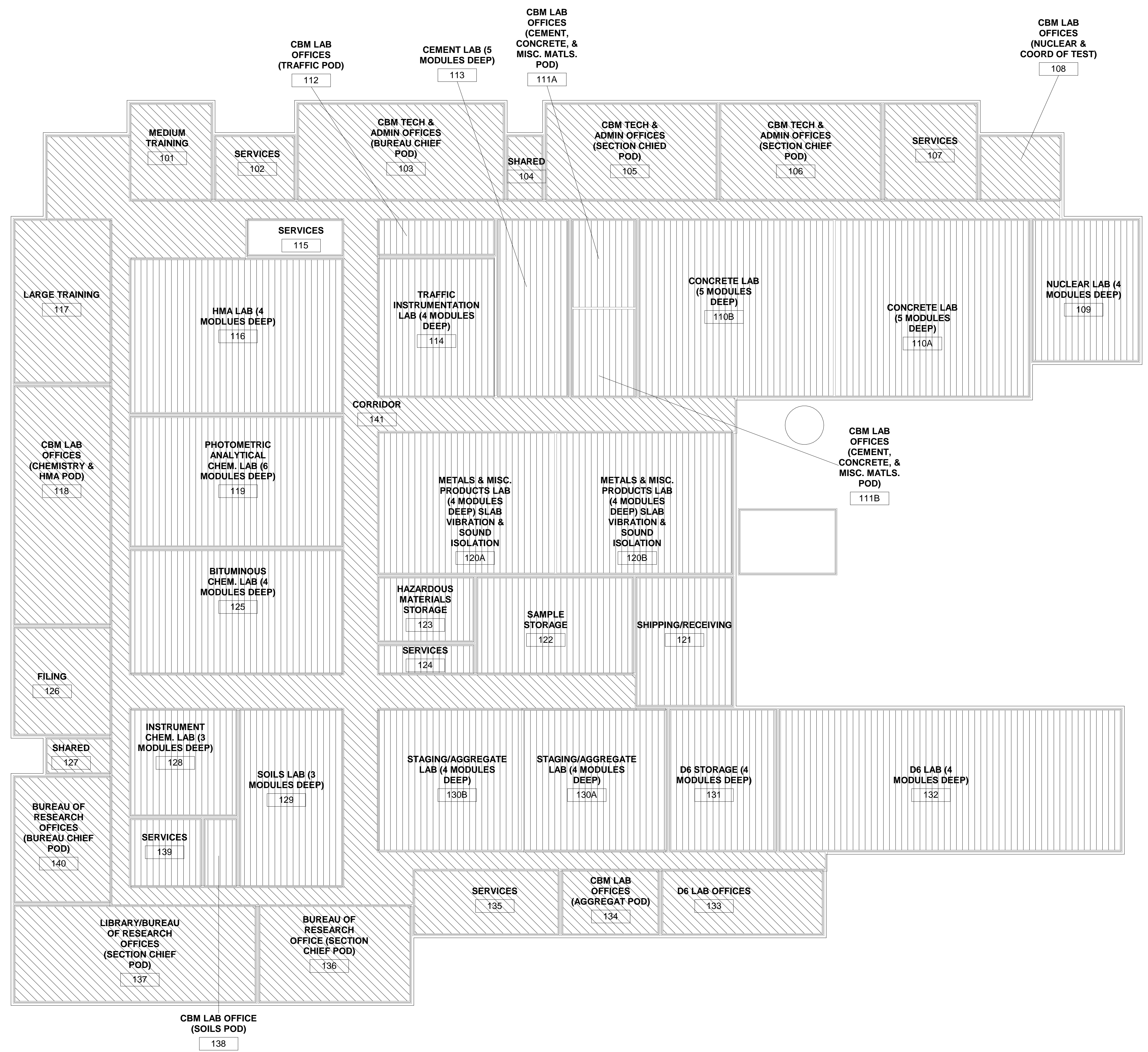
OF #



HVAC ZONING LEGEND



GENERAL NOTE:
 CONCEPT DRAWINGS ARE REFERENCE INFORMATION DOCUMENTS AND ARE NOT CONSIDERED CONTRACT DOCUMENTS.
 REFERENCE INFORMATION DOCUMENTS ARE PROVIDED FOR INFORMATIONAL PURPOSES ONLY AND ARE RELIED UPON AT THE PROPOSER'S/DESIGN BUILDER'S OWN RISK. THE CONCEPT DRAWINGS DO NOT WARRANT OR REPRESENT THAT THE INFORMATION CONTAINED HEREIN IS COMPLETE OR ACCURATE OR THAT SUCH INFORMATION IS IN CONFORMITY WITH THE REQUIREMENTS OF THE PROJECT. DESIGN-BUILDER SHALL HAVE NO RIGHT TO ADDITIONAL COMPENSATION OR TIME EXTENSION BASED ON ANY INCOMPLETENESS OR INACCURACY IN THE CONCEPT DRAWINGS



1 MECHANICAL KEY PLAN

SCALE: 1/16" = 1'-0"
 NOTE: CONTRACTOR SHALL OBTAIN & VERIFY ALL DIMENSIONS AND CONDITIONS AT JOB SITE & BE FULLY RESPONSIBLE FOR SAME.

NO.	DATE	REMARKS

DRAWN
B. ROSEN

PREPARED
S. BRUNNER

TRACED
--

CHECKED
J. NELSON

APPROVED
S. BRUNNER

APPROVED
S. BRUNNER

**PRELIMINARY
NOT FOR
CONSTRUCTION
OR RECORDING**

CIVIL/STRUCTURAL/MEPP:
 Epstein Global
 600 W Fulton Street
 Chicago, Illinois 60661

LABORATORY:
 HERA Laboratory Planners, Inc.
 1447 Peachtree Street NE
 Atlanta, Georgia 30309

SECURITY:
 Engineering Plus
 9013 Heritage Parkway
 Woodridge, Illinois 60517

LEED:
 Cyclone Energy Group
 815 S Wabash Avenue
 Chicago, Illinois 60605

GEOTECHNICAL:
 GSG Consultants, Inc.
 735 Remington Road
 Schaumburg, Illinois 60173

ESTIMATING:
 Middleton Construction Consulting
 5600 N River Road, Suite 950
 Rosemont, Illinois 60018

ftkb
 Tilton, Kelly + Bell, LLC
 65 West Monroe - Suite 1975
 Chicago, IL 60603
 (312) 447-3100
 www.tiltonkellybell.com

Capital Development Board
 Building a Better Illinois

State of Illinois
JB PRITZKER, GOVERNOR
 Illinois Capital Development Board

SHEET TITLE:
MECHANICAL KEY PLAN

PROJECT:
Illinois Department of Transportation - Construct Materials Lab

Hanley Complex, Springfield, IL 62764, Sangamon County, Illinois

ISSUED FOR

PROJECT NUMBER:
630-442-057

DATE: 5/9/23

SHEET NUMBER:
M-003

OF #

