CDB - PROJECT NUMBER 040-010-115

NEW NURSING HOME & DOMICILIARY

ILLINOIS VETERANS' HOME QUINCY

VOLUME 1 OF 4 - SITE & UTILITIES SERIES

ISSUED FOR BRIDGING - NOT FOR CONSTRUCTION

PREPARED FOR:

STATE OF ILLINOIS
CAPITAL DEVELOPMENT BOARD

Bridging Architect:
Perkins Eastman
209 S. LaSalle St., Suite 400, Chicago, IL 60604

Using Agency:
Illinois Veterans' Home Quincy
1707 N. 12th St., Quincy, IL 62301

Illinois Department of Veterans' Affairs
833 S Spring St., Springfield, IL 62794

Civil / Site:
David Mason + Associates
464 N. Milwaukee Ave., Chicago, IL 60654

Landscape:
Hitchcock Design Group
22 E. Chicago Ave., Suite 200A, Naperville, IL 60654

Structural:
David Mason + Associates
464 N. Milwaukee Ave., Chicago, IL 60654

Heating, Ventilation, Plumbing, & Fire Protection:
BRiC Partnership, LLC
100 E. Washington St., Suite 220, Belleville, IL 62220

Electrical:
Webb Engineering Services Inc.
1400 S. 3rd St., Suite 201, St. Louis, MO 63104

Historic Preservation:
HPZS
213 W. Institute Pl., Suite 502, Chicago, IL 60610

Food & Laundry Service:
Food Facilities Concepts, Inc.
1100 Washington Ave., Suite 302, Carnegie, PA 15106

Geotechnical & Environment:
GSG Consultants, Inc.
2942 W. Van Buren, Chicago, IL 60612

Remediation Design:
Tropical Environmental, Inc.
1350 Chase St., Algonquin, IL 60102

Tech, Data, & Security:
Shen Milsom & Wilke
2 N. Riverside Plz., Suite 1460, Chicago, IL 60606

Cost Consultant:
Middleton Construction Consulting
5600 N. River Rd., Suite 950, Rosemont, IL 60018

Specifications:
ArchiTech Consulting, Inc.
800 E. Northwest Hwy., Suite 208, Mount Prospect, IL 60056

CDB Building Inventory No.

New Construction:
TBD Long-Term Care (LTC)
TBD Domiciliary (DOM)

Major Renovation:
W0643 Nielson Dining Hall

Minor Renovation:
W0660 Multi-Therapy
W0661 Fifer Infirmary
W0621 Andrews Infirmary

Demolition:
W0650 Kent Infirmary
W0603 Northern Guest House
W0646 Elmore Infirmary
W0653 Truck Maintenance
W0637 Vehicle Garage
W0644 Schapers Hospital
W0647 Markword Infirmary
W0618 Fletcher Infirmary

Adams County, Illinois

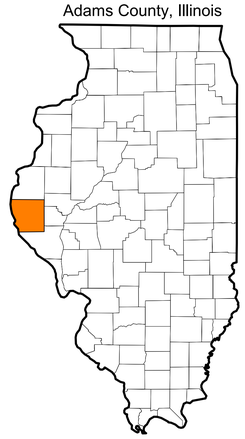

Illinois Veterans' Home Campus - Quincy, IL

INDEX OF DRAWINGS:

VOL 1 **SITE & UTILITIES SERIES**

GENERAL
S-G001 COVER SHEET

CIVIL
S-C100 EXISTING CONDITIONS - OVERALL
S-C101 EXISTING CONDITIONS - TOPOGRAPHY
S-C102 EXISTING CONDITIONS - UTILITIES
S-C103 EXISTING CONDITIONS - STORM SEWER
S-C104 EXISTING CONDITIONS - SANITARY SEWER
S-C105 EXISTING CONDITIONS - WATER UTILITIES
S-C106 EXISTING CONDITIONS - ELECTRIC UTILITIES
S-C107 EXISTING CONDITIONS - GAS UTILITIES
S-C200 DEMOLITION PLAN
S-C201 UTILITY DEMOLITION PLAN
S-C300 SITE PLAN
S-C301 EMERGENCY AND LARGE VEHICLE - EXHIBIT
S-C400 GRADING PLAN
S-C500 UTILITY PLAN
S-C501 UTILITY CORRIDOR PLAN
S-C600 STORMWATER POLLUTION PREVENTION PLAN

ARCHITECTURE
S-ASD100 OVERALL CAMPUS DEMOLITION SITE PLAN
S-ASD101 CENTRAL CAMPUS DEMOLITION SITE PLAN
S-AS100 OVERALL CAMPUS SITE PLAN
S-AS101 CENTRAL CAMPUS SITE PLAN

LANDSCAPE
S-L001 KEY MAP
S-L002 DETAILS
S-L003 DETAILS
S-L101 CAMPUS GREEN LANDSCAPE PLAN

MECHANICAL
S-M101 EXISTING STEAM DISTRIBUTION SYSTEM SCHEMATIC
S-M102 EXISTING STEAM DISTRIBUTION SYSTEM PICTURES
S-M103 EXISTING CHWS DISTRIBUTION SYSTEM SCHEMATIC

ELECTRICAL
S-E000 GENERAL NOTES, SYMBOLS AND ABBREVIATIONS
S-E101 MEDIUM VOLTAGE LOOP SITE PLAN
S-E102 MEDIUM VOLTAGE SINGLE LINE DIAGRAM
S-E103 SINGLE LINE DIAGRAM ALL BUILDING RISER

TELECOM
S-TT001 TELECOM COVER SHEET
S-TT100 TELECOM SITE PLAN

SECURITY
S-TY001 SECURITY COVER SHEET
S-TY100 SECURITY SITE PLAN

NO.	DATE	ISSUE

ISSUED FOR BRIDGING
NOT FOR CONSTRUCTION

Note: Design-Build Entity shall obtain and verify all dimensions and conditions at job site and be fully responsible for the same. Bridging drawings and narratives are provided for design intent. The design-build entity is responsible for the full design of a project that adheres to all, scope requirements, codes, state and federal regulations and guidelines.

CIVIL / SITE:
DAVID MASON + ASSOCIATES
464 N Milwaukee Avenue
Chicago, IL 60654

STRUCTURAL:
DAVID MASON + ASSOCIATES
464 N Milwaukee Avenue
Chicago, IL 60654

ELECTRICAL:
WEBB ENGINEERING SERVICES INC
1400 S 3rd Street
Suite 201
St Louis, MO 63104

FOOD & LAUNDRY SERVICE:
FOOD FACILITIES CONCEPTS, INC
110 Washington Avenue
Suite 302
Carnegie, PA 15106

HISTORIC PRESERVATION:
HPZS
213 W Institute Place
Suite 502
Chicago, IL 60610

LANDSCAPE:
HITCHCOCK DESIGN GROUP
22 E Chicago Avenue
Suite 200A
Naperville, IL 60540

HEATING, VENTILATION, PLUMBING & FIRE PROTECTION:
BRIC PARTNERSHIP, LLC
100 E Washington Street
Suite 220
Belleville, IL 62220

TECH, DATA, & SECURITY:
SHEN MILSOM & WILKE
2 N Riverside Plaza
Suite 1460
Chicago, IL 60606

GEOTECH & ENVIRONMENT:
GSG CONSULTANTS, INC
2942 W VanBuren
Chicago, IL 60612

REMEDITATION DESIGN:
TROPICAL ENVIRONMENTAL, INC
1350 Chase Street
Algonquin, IL 60102

PE PROJECT No: 77550

PERKINS — EASTMAN
209 S LaSalle Street, Suite 400
Chicago, IL 60604
T. +1 312 755 1200
F. +1 312 755 1155

KEY PLAN:

N

State of Illinois
JB PRITZKER, GOVERNOR
Illinois Capital Development Board

SHEET TITLE:
COVER SHEET

PROJECT:
NEW NURSING HOME & DOMICILIARY
ILLINOIS VETERANS' HOME QUINCY
1707 NORTH 12 STREET
QUINCY, ADAMS COUNTY, ILLINOIS 62301

PROJECT NO. 040-010-115
DATE: 11/11/2019
SHEET NO. S-G001
VOLUME: VOLUME 1 OF 4

LEGEND:EXISTING CONDITIONS

- PROPERTY BOUNDARY
- PROPERTY CORNERS
- 585 5' CONTOUR
- 590 10' CONTOUR
- RAILROAD
- TREE LINE
- FENCE
- TREE
- BUSH
- BENCHMARK

NOTES:

1. TOPOGRAPHIC INFORMATION IS BASED ON "VETERANS HOME – QUINCY ILLINOIS MASTER PLAN TOPOGRAPHIC SURVEY". DATED 12/14/2018. PREPARED BY DAVID MASON + ASSOCIATES.

   1A. BASIS OF BEARINGS – CALCULATED BEARINGS ARE GRID NORTH BASED ON GPS OBSERVATIONS FROM CONTINUOUSLY OPERATING REFERENCE STATIONS "MOCN", "MOHL" AND "ILSA" (ILLINOIS STATE PLANE COORDINATE SYSTEM NAD 1983, ILLINOIS WEST ZONE 1202)

   COORDINATE VALUES FOR THE CORS STATIONS

   MOCN
   NORTH = 386832.555 METERS (1269133.141 FEET)
   EAST = 582653.128 METERS (1911587.803 FEET)

   MOHL
   NORTH = 336902.468 METERS (1105320.848 FEET)
   EAST = 594099.954 METERS (1949142.931 FEET)

   ILSA
   NORTH = 345557.801 METERS (1133717.551 FEET)
   EAST = 747661.364 METERS (2452952.326 FEET)

2. BOUNDARY INFORMATION IS BASED ON "BOUNDARY SURVEY QUINCY, ILLINOIS ADAMS COUNTY". DATED 07/30/2018. PREPARED BY HBK ENGINEERING.

   1A. BASIS OF BEARING IS GPS MEASUREMENTS IN THE ILLINOIS STATE PLANE COORDINATE SYSTEM WEST ZONE NAD 83 ADJUSTMENT 12.

3. UTILITY INFORMATION IS BASED ON "ILLINOIS VETERAN'S HOME EMERGENCY WATER SYSTEM UPGRADE GAS MAIN IMPROVEMENTS QUINCY, ILLINOIS". DATED 01/15/2016. PREPARED BY POEPPING, STONE, BACH & ASSOCIATES, AND BRIC PARTNERSHIP, LLC.

FOR REFERENCE ONLY

NO.	DATE	ISSUE

ISSUED FOR BRIDGING
NOT FOR CONSTRUCTION

Note: Design-Build Entity shall obtain and verify all dimensions and conditions at job site and be fully responsible for the same. Bridging drawings and narratives are provided for design intent. The design-build entity is responsible for the full design of a project that adheres to all, scope requirements, codes, state and federal regulations and guidelines.

CIVIL / SITE:
DAVID MASON + ASSOCIATES
464 N Milwaukee Avenue
Chicago, IL 60654

STRUCTURAL:
DAVID MASON + ASSOCIATES
464 N Milwaukee Avenue
Chicago, IL 60654

ELECTRICAL:
WEBB ENGINEERING SERVICES INC
1400 S 3rd Street
Suite 201
St Louis, MO 63104

FOOD & LAUNDRY SERVICE:
FOOD FACILITIES CONCEPTS, INC
110 Washington Avenue
Suite 302
Carnegie, PA 15106

HISTORIC PRESERVATION:
HPZS
213 W Institute Place
Suite 502
Chicago, IL 60610

LANDSCAPE:
HITCHCOCK DESIGN GROUP
22 E Chicago Avenue
Suite 200A
Naperville, IL 60540

HEATING, VENTILATION, PLUMBING & FIRE PROTECTION:
BRIC PARTNERSHIP, LLC
100 E Washington Street
Suite 220
Belleville, IL 62220

TECH, DATA, & SECURITY:
SHEN MILSOM & WILKE
2 N Riverside Plaza
Suite 1460
Chicago, IL 60606

GEOTECH & ENVIRONMENT:
GSG CONSULTANTS, INC
2942 W VanBuren
Chicago, IL 60612

REMEDITATION DESIGN:
TROPICAL ENVIRONMENTAL, INC
1350 Chase Street
Algonquin, IL 60102

PE PROJECT No: 77550

PERKINS—EASTMAN
209 S LaSalle Street, Suite 400
Chicago, IL 60604
T. +1 312 755 1200
F. +1 312 755 1155

KEY PLAN:

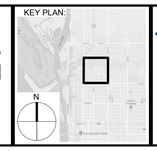

Capital Development Board
Building a Better Illinois

State of Illinois
JB PRITZKER, GOVERNOR
Illinois Capital Development Board

SHEET TITLE:
EXISTING CONDITIONS - OVERALL

PROJECT:
NEW NURSING HOME & DOMICILIARY
ILLINOIS VETERANS' HOME QUINCY
1707 NORTH 12 STREET
QUINCY, ADAMS COUNTY, ILLINOIS 62301

0' 50' 100' 200' 300'
SCALE : 1" = 100'-0"

PROJECT NO. 040-010-115
DATE: 11 November, 2019
SHEET NO. **S-C100**
VOLUME: VOLUME 1 OF 4

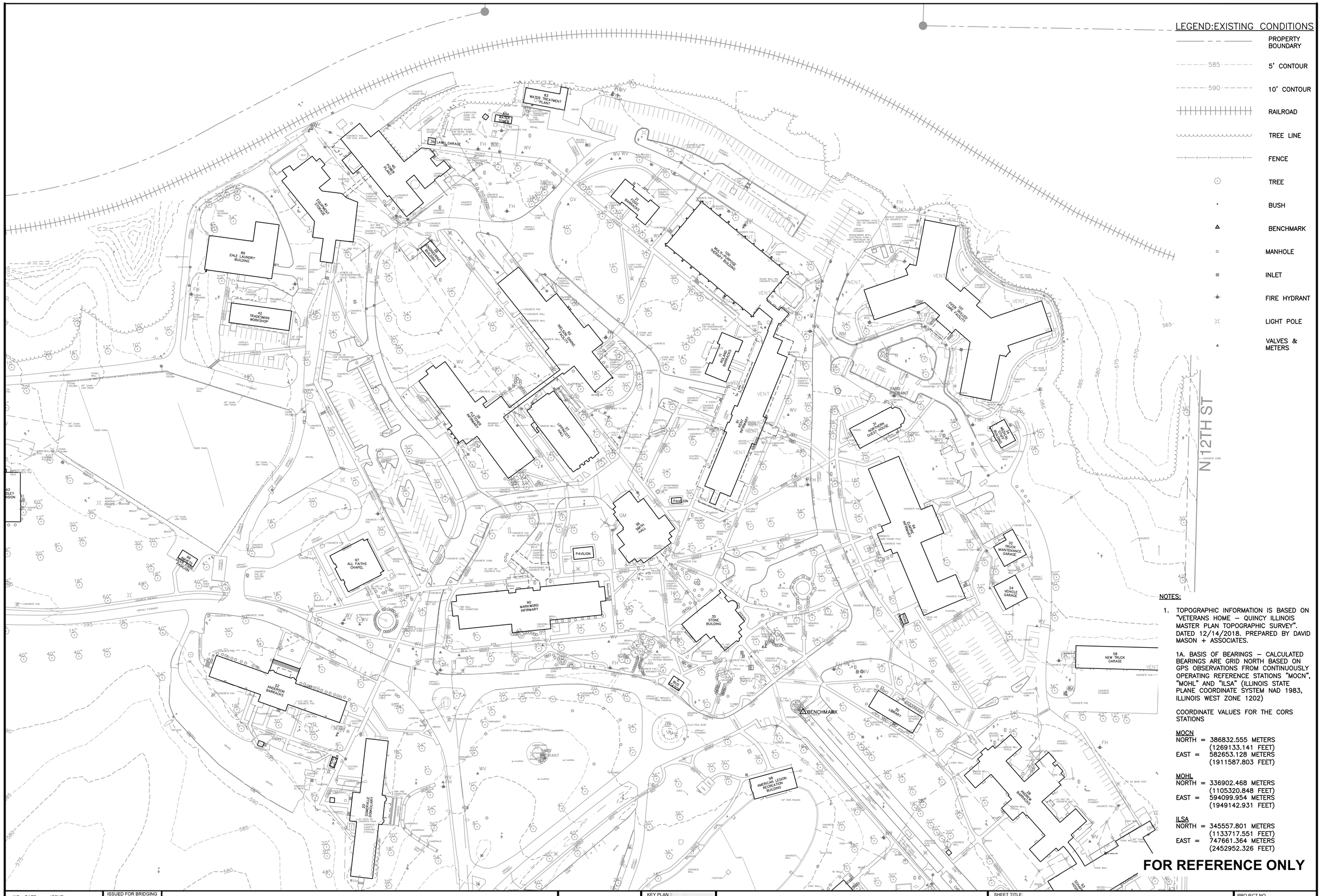

NOTES:

1. TOPOGRAPHIC INFORMATION IS BASED ON "VETERANS HOME – QUINCY ILLINOIS MASTER PLAN TOPOGRAPHIC SURVEY". DATED 12/14/2018. PREPARED BY DAVID MASON + ASSOCIATES.

1A. BASIS OF BEARINGS – CALCULATED BEARINGS ARE GRID NORTH BASED ON GPS OBSERVATIONS FROM CONTINUOUSLY OPERATING REFERENCE STATIONS "MOCN", "MOHL" AND "ILSA" (ILLINOIS STATE PLANE COORDINATE SYSTEM NAD 1983, ILLINOIS WEST ZONE 1202)

COORDINATE VALUES FOR THE CORS STATIONS

MOCN
NORTH = 386832.555 METERS (1269133.141 FEET)
EAST = 582653.128 METERS (1911587.803 FEET)

MOHL
NORTH = 336902.468 METERS (1105320.848 FEET)
EAST = 594099.954 METERS (1949142.931 FEET)

ILSA
NORTH = 345557.801 METERS (1133717.551 FEET)
EAST = 747661.364 METERS (2452952.326 FEET)

FOR REFERENCE ONLY

NO.	DATE	ISSUE

ISSUED FOR BIDDING
NOT FOR CONSTRUCTION

Note: Design-Build Entity shall obtain and verify all dimensions and conditions at job site and be fully responsible for the same. Bridging drawings and narratives are provided for design intent. The design-build entity is responsible for the full design of a project that adheres to all, scope requirements, codes, state and federal regulations and guidelines.

CIVIL / SITE:
DAVID MASON + ASSOCIATES
464 N Milwaukee Avenue
Chicago, IL 60654

LANDSCAPE:
HITCHCOCK DESIGN GROUP
22 E Chicago Avenue
Suite 200A
Naperville, IL 60540

STRUCTURAL:
DAVID MASON + ASSOCIATES
464 N Milwaukee Avenue
Chicago, IL 60654

HEATING, VENTILATION, PLUMBING & FIRE PROTECTION:
BRIC PARTNERSHIP, LLC
100 E Washington Street
Suite 220
Belleville, IL 62220

ELECTRICAL:
WEBB ENGINEERING SERVICES INC
1400 S 3rd Street
Suite 201
St Louis, MO 63104

TECH, DATA, & SECURITY:
SHEN MILSOM & WILKE
2 N Riverside Plaza
Suite 1460
Chicago, IL 60606

FOOD & LAUNDRY SERVICE:
FOOD FACILITIES CONCEPTS, INC
110 Washington Avenue
Suite 302
Carnegie, PA 15106

GEOTECH & ENVIRONMENT:
GSG CONSULTANTS, INC
2942 W VanBuren
Chicago, IL 60612

HISTORIC PRESERVATION:
HPZS
213 W Institute Place
Suite 502
Chicago, IL 60610

REMEDITATION DESIGN:
TROPICAL ENVIRONMENTAL, INC
1350 Chase Street
Algonquin, IL 60102

PE PROJECT No: 77550

PERKINS — EASTMAN
209 S LaSalle Street, Suite 400
Chicago, IL 60604
T. +1 312 755 1200
F. +1 312 755 1155

KEY PLAN:

Capital Development Board
Building a Better Illinois

State of Illinois
JB PRITZKER, GOVERNOR
Illinois Capital Development Board

SHEET TITLE:
EXISTING CONDITIONS - TOPOGRAPHY

PROJECT:
NEW NURSING HOME & DOMICILIARY
ILLINOIS VETERANS' HOME QUINCY
1707 NORTH 12 STREET
QUINCY, ADAMS COUNTY, ILLINOIS 62301

0' 30' 60' 120' 180'
SCALE : 1" = 60'-0"

PROJECT NO. 040-010-115
DATE: 11 November, 2019
SHEET NO. **S-C101**
VOLUME: VOLUME 1 OF 4

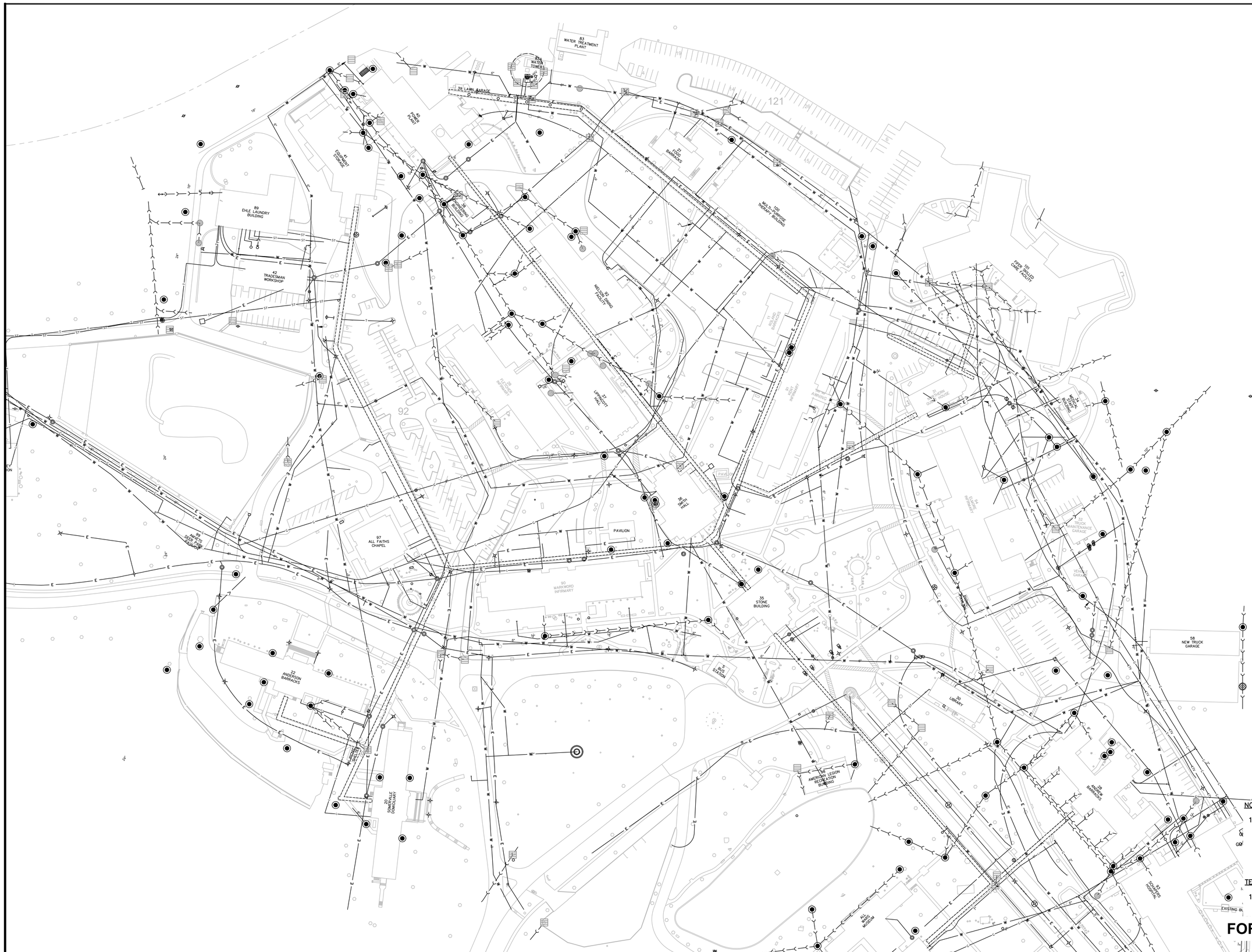

LEGEND:UTILITIES

- PROPERTY BOUNDARY
- STORM SEWER
- SANITARY SEWER
- WATER MAIN
- ELECTRIC
- GAS MAIN
- STEAM MAIN
- STEAM MAIN
- TREE
- BUSH
- MANHOLE
- CATCH BASIN
- INLET
- POWER POLE
- ELECTRIC MANHOLE
- LIGHT POLE

NOTES:

1. UTILITY INFORMATION IS BASED ON "ILLINOIS VETERAN'S HOME EMERGENCY WATER SYSTEM UPGRADE GAS MAIN IMPROVEMENTS QUINCY, ILLINOIS". DATED 01/15/2016. PREPARED BY POEPPING, STONE, BACH & ASSOCIATES, AND BRIC PARTNERSHIP, LLC.

TELEVISING NOTE:

1. CONTRACTOR SHALL TELEVISE AND MAP EXISTING STORM AND SANITARY UTILITIES PRIOR TO THE START OF CONSTRUCTION.

FOR REFERENCE ONLY

NO.	DATE	ISSUE

ISSUED FOR BRIDGING NOT FOR CONSTRUCTION

Note: Design-Build Entity shall obtain and verify all dimensions and conditions at job site and be fully responsible for the same. Bridging drawings and narratives are provided for design intent. The design-build entity is responsible for the full design of a project that adheres to all, scope requirements, codes, state and federal regulations and guidelines.

CIVIL / SITE:
DAVID MASON + ASSOCIATES
464 N Milwaukee Avenue
Chicago, IL 60654

STRUCTURAL:
DAVID MASON + ASSOCIATES
464 N Milwaukee Avenue
Chicago, IL 60654

ELECTRICAL:
WEBB ENGINEERING SERVICES INC
1400 S 3rd Street
Suite 201
St Louis, MO 63104

FOOD & LAUNDRY SERVICE:
FOOD FACILITIES CONCEPTS, INC
110 Washington Avenue
Suite 302
Carnegie, PA 15106

HISTORIC PRESERVATION:
HPZS
213 W Institute Place
Suite 502
Chicago, IL 60610

LANDSCAPE:
HITCHCOCK DESIGN GROUP
22 E Chicago Avenue
Suite 200A
Naperville, IL 60540

HEATING, VENTILATION, PLUMBING & FIRE PROTECTION:
BRIC PARTNERSHIP, LLC
100 E Washington Street
Suite 220
Belleville, IL 62220

TECH, DATA, & SECURITY:
SHEN WILSOM & WILKE
2 N Riverside Plaza
Suite 1460
Chicago, IL 60606

GEOTECH & ENVIRONMENT:
GSG CONSULTANTS, INC
2942 W VanBuren
Chicago, IL 60612

REMEDITATION DESIGN:
TROPICAL ENVIRONMENTAL, INC
1350 Chase Street
Algonquin, IL 60102

PE PROJECT No: 77550

PERKINS — EASTMAN
209 S LaSalle Street, Suite 400
Chicago, IL 60604
T. +1 312 755 1200
F. +1 312 755 1155

KEY PLAN:

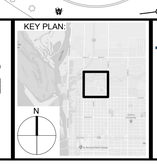

Capital Development Board
Building a Better Illinois

State of Illinois
JB PRITZKER, GOVERNOR
Illinois Capital Development Board

SHEET TITLE:
EXISTING CONDITIONS - UTILITIES

PROJECT:
NEW NURSING HOME & DOMICILIARY
ILLINOIS VETERANS' HOME QUINCY
1707 NORTH 12 STREET
QUINCY, ADAMS COUNTY, ILLINOIS 62301

0' 30' 60' 120' 180'
SCALE : 1" = 60'-0"

PROJECT NO. 040-010-115
DATE: 11 November, 2019
SHEET NO. **S-C102**
VOLUME: VOLUME 1 OF 4

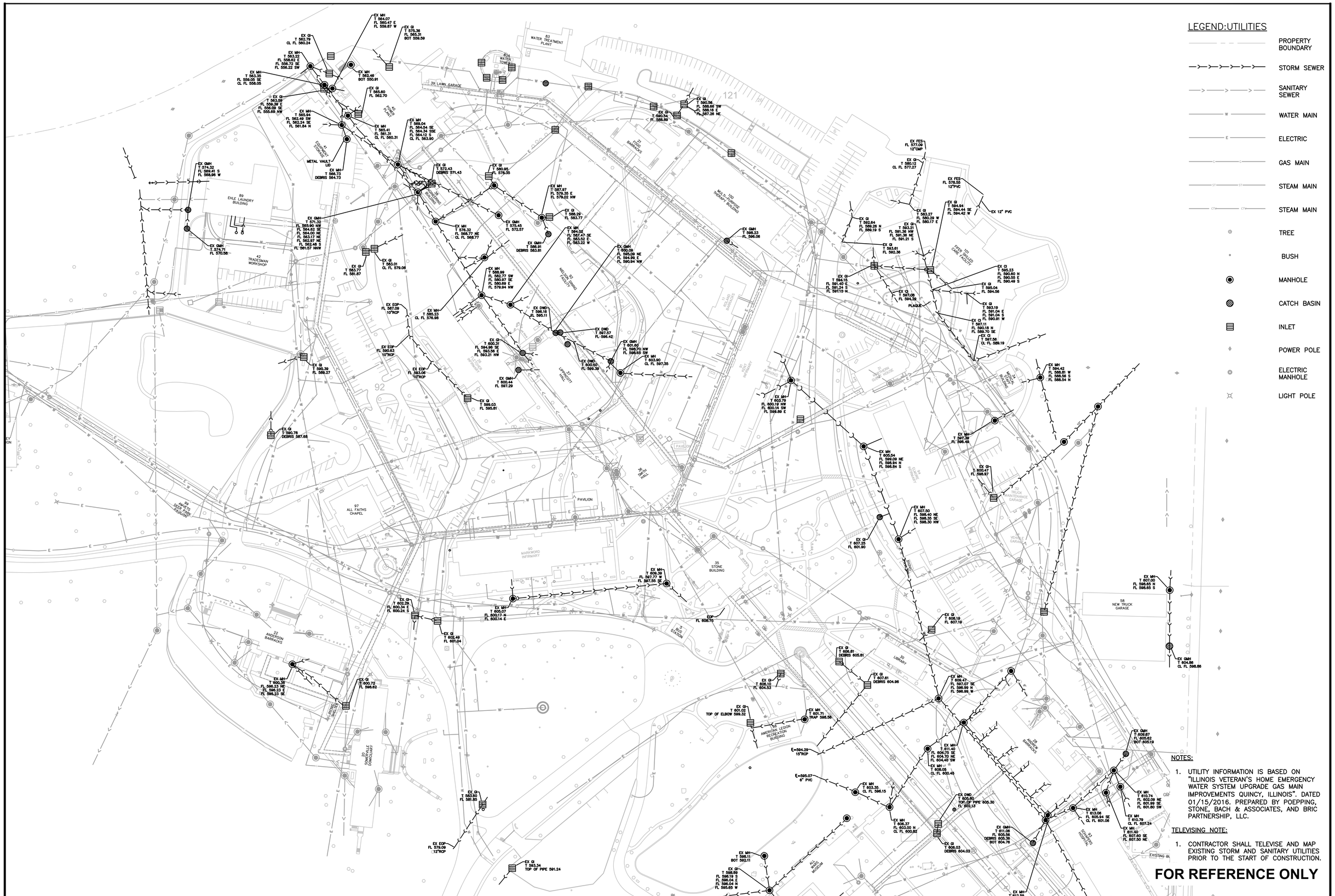

NO.	DATE	ISSUE

ISSUED FOR BRIDGING
NOT FOR CONSTRUCTION

Note: Design-Build Entity shall obtain and verify all dimensions and conditions at job site and be fully responsible for the same. Bridging drawings and narratives are provided for design intent. The design-build entity is responsible for the full design of a project that adheres to all, scope requirements, codes, state and federal regulations and guidelines.

CIVIL / SITE:
DAVID MASON + ASSOCIATES
464 N Milwaukee Avenue
Chicago, IL 60654

STRUCTURAL:
DAVID MASON + ASSOCIATES
464 N Milwaukee Avenue
Chicago, IL 60654

ELECTRICAL:
WEBB ENGINEERING SERVICES INC
1400 S 3rd Street
Suite 201
St Louis, MO 63104

FOOD & LAUNDRY SERVICE:
FOOD FACILITIES CONCEPTS, INC
110 Washington Avenue
Suite 302
Carnegie, PA 15106

HISTORIC PRESERVATION:
HPZS
213 W Institute Place
Suite 502
Chicago, IL 60610

LANDSCAPE:
HITCHCOCK DESIGN GROUP
22 E Chicago Avenue
Suite 200A
Naperville, IL 60540

HEATING, VENTILATION, PLUMBING & FIRE PROTECTION:
BRIC PARTNERSHIP, LLC
100 E Washington Street
Suite 220
Belleville, IL 62220

TECH, DATA, & SECURITY:
SHEN MILSOM & WILKE
2 N Riverside Plaza
Suite 1460
Chicago, IL 60606

GEOTECH & ENVIRONMENT:
GSG CONSULTANTS, INC
2942 W VanBuren
Chicago, IL 60612

REMEDITATION DESIGN:
TROPICAL ENVIRONMENTAL, INC
1350 Chase Street
Algonquin, IL 60102

PE PROJECT No: 77550

PERKINS — EASTMAN
209 S LaSalle Street, Suite 400
Chicago, IL 60604
T. +1 312 755 1200
F. +1 312 755 1155

KEY PLAN:

State of Illinois
JB PRITZKER, GOVERNOR
Illinois Capital Development Board

SHEET TITLE:
EXISTING CONDITIONS - STORM SEWER

PROJECT:
NEW NURSING HOME & DOMICILIARY
ILLINOIS VETERANS' HOME QUINCY
1707 NORTH 12 STREET
QUINCY, ADAMS COUNTY, ILLINOIS 62301

0' 30' 60' 120' 180'
SCALE : 1" = 60'-0"

PROJECT NO. 040-010-115
DATE: 11 November, 2019
SHEET NO. **S-C103**
VOLUME: VOLUME 1 OF 4

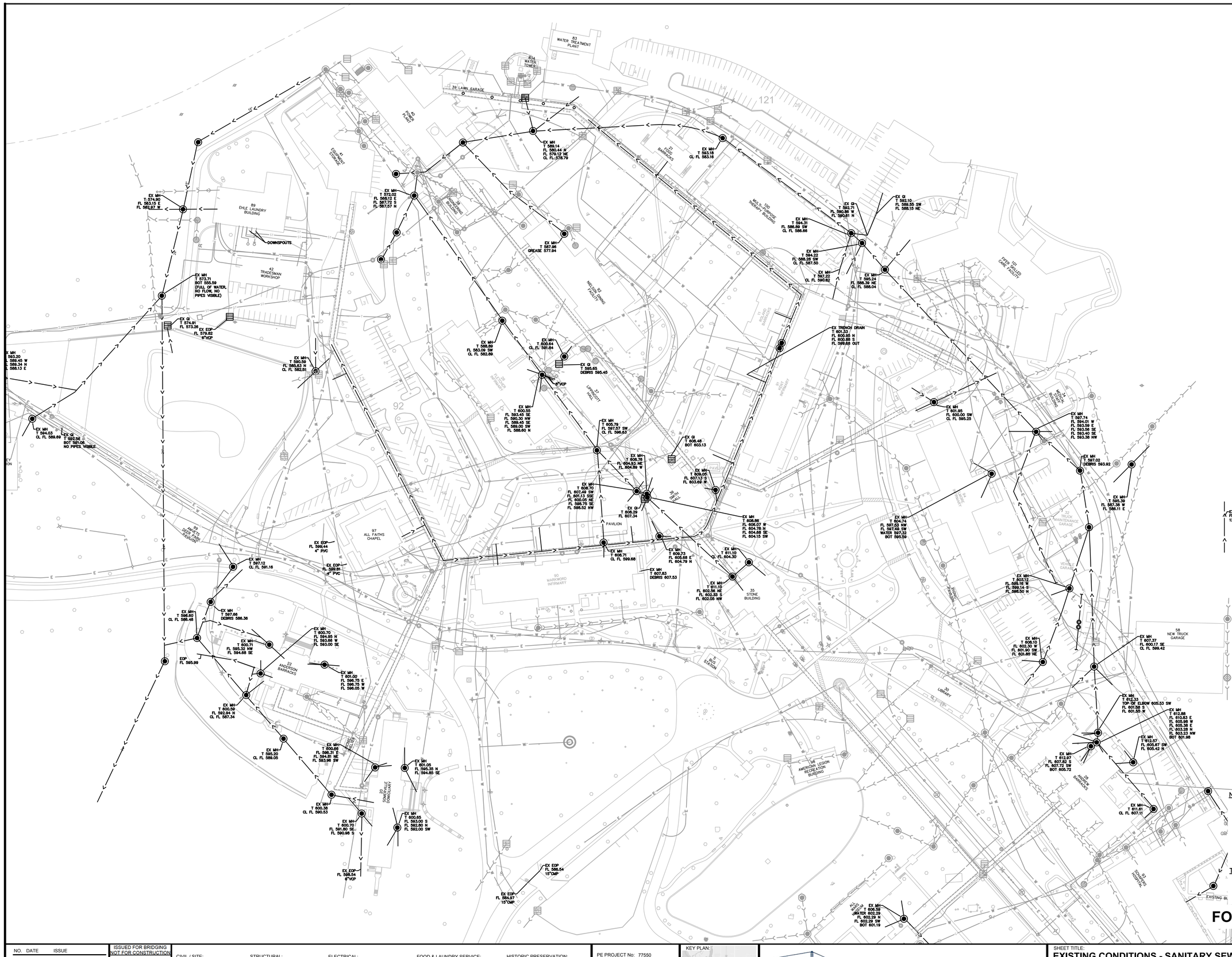

LEGEND:UTILITIES

- PROPERTY BOUNDARY
- STORM SEWER
- SANITARY SEWER
- WATER MAIN
- ELECTRIC
- GAS MAIN
- STEAM MAIN
- STEAM MAIN
- TREE
- BUSH
- MANHOLE
- CATCH BASIN
- INLET
- POWER POLE
- ELECTRIC MANHOLE
- LIGHT POLE

NOTES:

1. UTILITY INFORMATION IS BASED ON "ILLINOIS VETERAN'S HOME EMERGENCY WATER SYSTEM UPGRADE GAS MAIN IMPROVEMENTS QUINCY, ILLINOIS". DATED 01/15/2016. PREPARED BY POEPPING, STONE, BACH & ASSOCIATES, AND BRIC PARTNERSHIP, LLC.

TELEVISING NOTE:

1. CONTRACTOR SHALL TELEVISE AND MAP EXISTING STORM AND SANITARY UTILITIES PRIOR TO THE START OF CONSTRUCTION.

FOR REFERENCE ONLY

NO.	DATE	ISSUE

ISSUED FOR BRIDGING
NOT FOR CONSTRUCTION

Note: Design-Build Entity shall obtain and verify all dimensions and conditions at job site and be fully responsible for the same. Bridging drawings and narratives are provided for design intent. The design-build entity is responsible for the full design of a project that adheres to all, scope requirements, codes, state and federal regulations and guidelines.

CIVIL / SITE:
DAVID MASON + ASSOCIATES
464 N Milwaukee Avenue
Chicago, IL 60654

STRUCTURAL:
DAVID MASON + ASSOCIATES
464 N Milwaukee Avenue
Chicago, IL 60654

ELECTRICAL:
WEBB ENGINEERING SERVICES INC
1400 S 3rd Street
Suite 201
St Louis, MO 63104

FOOD & LAUNDRY SERVICE:
FOOD FACILITIES CONCEPTS, INC
110 Washington Avenue
Suite 302
Carnegie, PA 15106

HISTORIC PRESERVATION:
HPZS
213 W Institute Place
Suite 502
Chicago, IL 60610

LANDSCAPE:
HITCHCOCK DESIGN GROUP
22 E Chicago Avenue
Suite 200A
Naperville, IL 60540

HEATING, VENTILATION, PLUMBING & FIRE PROTECTION:
BRIC PARTNERSHIP, LLC
100 E Washington Street
Suite 220
Belleville, IL 62220

TECH, DATA, & SECURITY:
SHEN MILSOM & WILKE
2 N Riverside Plaza
Suite 1460
Chicago, IL 60606

GEOTECH & ENVIRONMENT:
GSG CONSULTANTS, INC
2942 W VanBuren
Chicago, IL 60612

REMEDITATION DESIGN:
TROPICAL ENVIRONMENTAL, INC
1350 Chase Street
Algonquin, IL 60102

PE PROJECT No: 77550

PERKINS — EASTMAN
209 S LaSalle Street, Suite 400
Chicago, IL 60604
T. +1 312 755 1200
F. +1 312 755 1155

KEY PLAN:

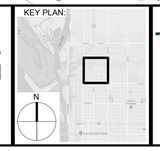

State of Illinois

JB PRITZKER, GOVERNOR
Illinois Capital Development Board

SHEET TITLE:
EXISTING CONDITIONS - SANITARY SEWER

PROJECT:
NEW NURSING HOME & DOMICILIARY
ILLINOIS VETERANS' HOME QUINCY
1707 NORTH 12 STREET
QUINCY, ADAMS COUNTY, ILLINOIS 62301

0' 30' 60' 120' 180'
SCALE : 1" = 60'-0"

PROJECT NO. 040-010-115
DATE: 11 November, 2019
SHEET NO. **S-C104**
VOLUME: VOLUME 1 OF 4

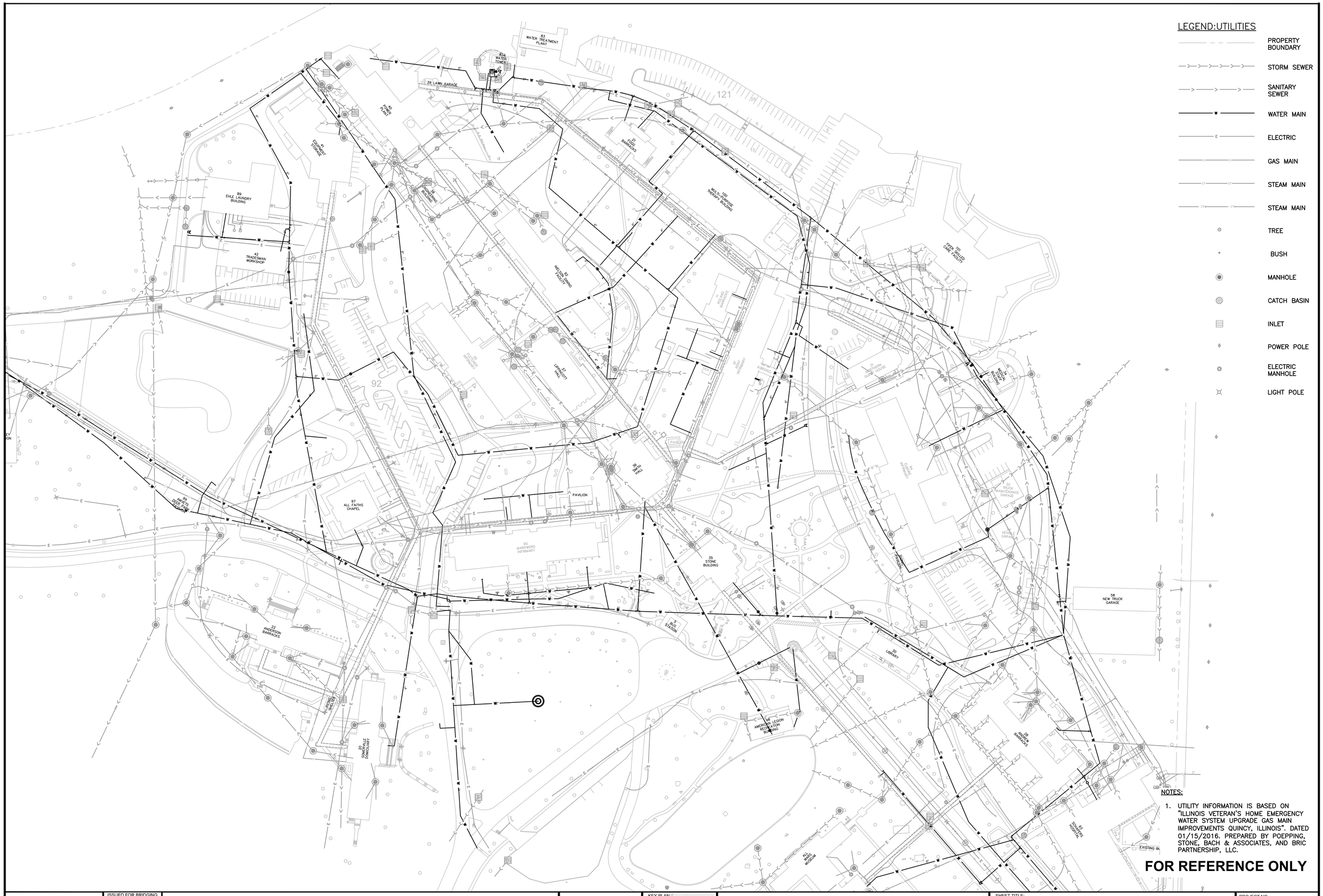

NOTES:

1. UTILITY INFORMATION IS BASED ON "ILLINOIS VETERAN'S HOME EMERGENCY WATER SYSTEM UPGRADE GAS MAIN IMPROVEMENTS QUINCY, ILLINOIS", DATED 01/15/2016. PREPARED BY POEPPING, STONE, BACH & ASSOCIATES, AND BRIC PARTNERSHIP, LLC.

FOR REFERENCE ONLY

NO.	DATE	ISSUE

ISSUED FOR BRIDGING NOT FOR CONSTRUCTION

Note: Design-Build Entity shall obtain and verify all dimensions and conditions at job site and be fully responsible for the same. Bridging drawings and narratives are provided for design intent. The design-build entity is responsible for the full design of a project that adheres to all, scope requirements, codes, state and federal regulations and guidelines.

CIVIL / SITE:
DAVID MASON + ASSOCIATES
464 N Milwaukee Avenue
Chicago, IL 60654

STRUCTURAL:
DAVID MASON + ASSOCIATES
464 N Milwaukee Avenue
Chicago, IL 60654

ELECTRICAL:
WEBB ENGINEERING SERVICES INC
1400 S 3rd Street
Suite 201
St Louis, MO 63104

FOOD & LAUNDRY SERVICE:
FOOD FACILITIES CONCEPTS, INC
110 Washington Avenue
Suite 302
Carnegie, PA 15106

HISTORIC PRESERVATION:
HPZS
213 W Institute Place
Suite 502
Chicago, IL 60610

LANDSCAPE:
HITCHCOCK DESIGN GROUP
22 E Chicago Avenue
Suite 200A
Naperville, IL 60540

HEATING, VENTILATION, PLUMBING & FIRE PROTECTION:
BRIC PARTNERSHIP, LLC
100 E Washington Street
Suite 220
Belleville, IL 62220

TECH, DATA, & SECURITY:
SHEN MILSOM & WILKE
2 N Riverside Plaza
Suite 1460
Chicago, IL 60606

GEOTECH & ENVIRONMENT:
GSG CONSULTANTS, INC
2942 W VanBuren
Chicago, IL 60612

REMEDITATION DESIGN:
TROPICAL ENVIRONMENTAL, INC
1350 Chase Street
Algonquin, IL 60102

PE PROJECT No: 77550

PERKINS — EASTMAN
209 S LaSalle Street, Suite 400
Chicago, IL 60604
T. +1 312 755 1200
F. +1 312 755 1155

KEY PLAN:

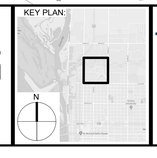

State of Illinois

JB PRITZKER, GOVERNOR
Illinois Capital Development Board

SHEET TITLE:
EXISTING CONDITIONS - WATER UTILITIES

PROJECT:
NEW NURSING HOME & DOMICILIARY
ILLINOIS VETERANS' HOME QUINCY
1707 NORTH 12 STREET
QUINCY, ADAMS COUNTY, ILLINOIS 62301

0' 30' 60' 120' 180'
SCALE : 1" = 60'-0"

PROJECT NO. 040-010-115
DATE: 11 November, 2019
SHEET NO. **S-C105**
VOLUME: VOLUME 1 OF 4

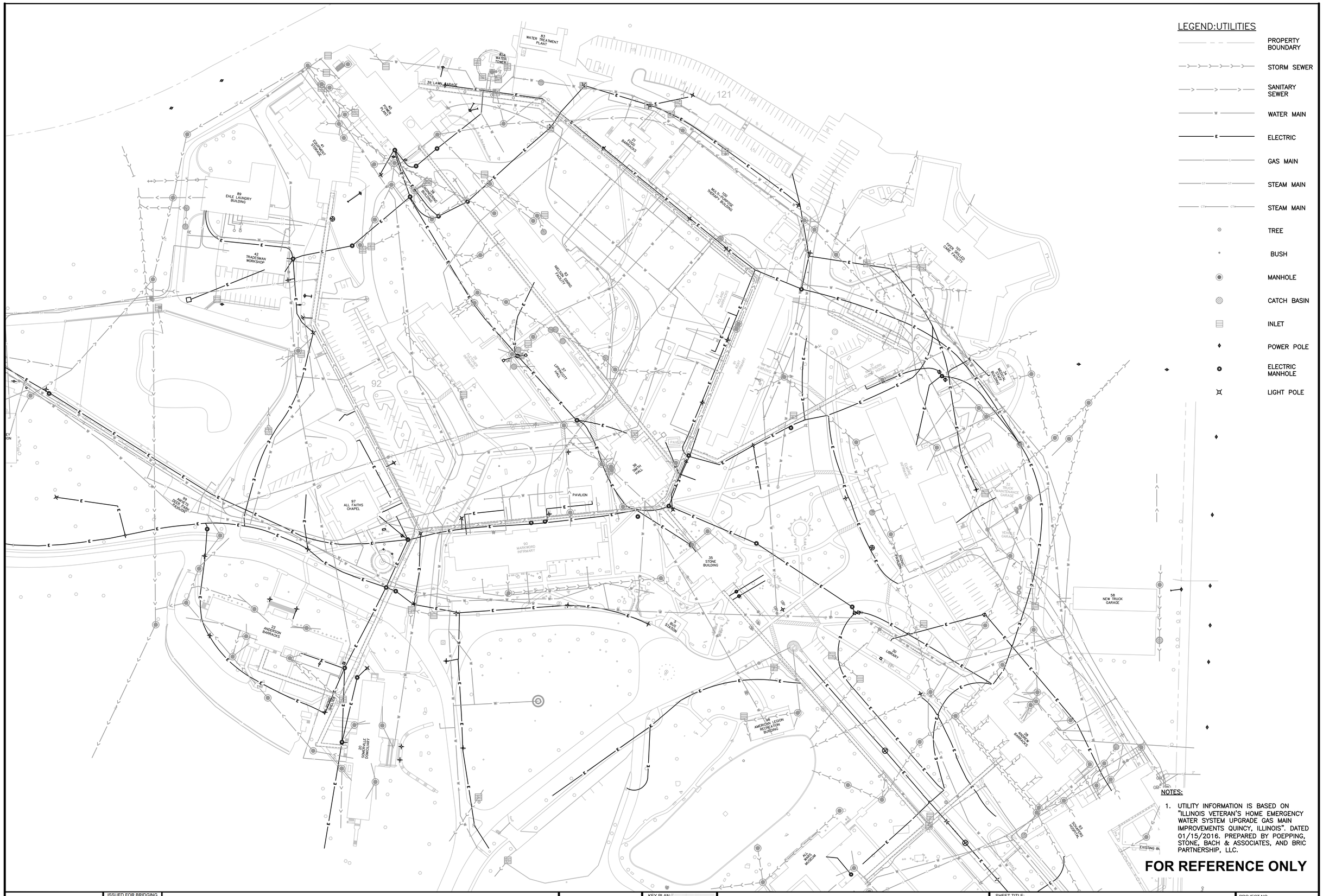

NOTES:

1. UTILITY INFORMATION IS BASED ON "ILLINOIS VETERAN'S HOME EMERGENCY WATER SYSTEM UPGRADE GAS MAIN IMPROVEMENTS QUINCY, ILLINOIS", DATED 01/15/2016. PREPARED BY POEPPING, STONE, BACH & ASSOCIATES, AND BRIC PARTNERSHIP, LLC.

FOR REFERENCE ONLY

NO.	DATE	ISSUE

ISSUED FOR BRIDGING NOT FOR CONSTRUCTION

Note: Design-Build Entity shall obtain and verify all dimensions and conditions at job site and be fully responsible for the same. Bridging drawings and narratives are provided for design intent. The design-build entity is responsible for the full design of a project that adheres to all, scope requirements, codes, state and federal regulations and guidelines.

CIVIL / SITE:
DAVID MASON + ASSOCIATES
464 N Milwaukee Avenue
Chicago, IL 60654

STRUCTURAL:
DAVID MASON + ASSOCIATES
464 N Milwaukee Avenue
Chicago, IL 60654

ELECTRICAL:
WEBB ENGINEERING SERVICES INC
1400 S 3rd Street
Suite 201
St Louis, MO 63104

FOOD & LAUNDRY SERVICE:
FOOD FACILITIES CONCEPTS, INC
110 Washington Avenue
Suite 302
Carnegie, PA 15106

HISTORIC PRESERVATION:
HPZS
213 W Institute Place
Suite 502
Chicago, IL 60610

LANDSCAPE:
HITCHCOCK DESIGN GROUP
22 E Chicago Avenue
Suite 200A
Naperville, IL 60540

HEATING, VENTILATION, PLUMBING & FIRE PROTECTION:
BRIC PARTNERSHIP, LLC
100 E Washington Street
Suite 220
Belleville, IL 62220

TECH, DATA, & SECURITY:
SHEN MILSOM & WILKE
2 N Riverside Plaza
Suite 1460
Chicago, IL 60606

GEOTECH & ENVIRONMENT:
GSG CONSULTANTS, INC
2942 W VanBuren
Chicago, IL 60612

REMEDITATION DESIGN:
TROPICAL ENVIRONMENTAL, INC
1350 Chase Street
Algonquin, IL 60102

PE PROJECT No: 77550

PERKINS — EASTMAN
209 S LaSalle Street, Suite 400
Chicago, IL 60604
T. +1 312 755 1200
F. +1 312 755 1155

KEY PLAN:

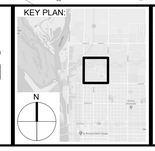

Capital Development Board
Building a Better Illinois

State of Illinois
JB PRITZKER, GOVERNOR
Illinois Capital Development Board

SHEET TITLE:
EXISTING CONDITIONS - ELECTRIC UTILITIES

PROJECT:
NEW NURSING HOME & DOMICILIARY
ILLINOIS VETERANS' HOME QUINCY
1707 NORTH 12 STREET
QUINCY, ADAMS COUNTY, ILLINOIS 62301

0' 30' 60' 120' 180'
SCALE : 1" = 60'-0"

PROJECT NO. 040-010-115
DATE: 11 November, 2019
SHEET NO. **S-C106**
VOLUME: VOLUME 1 OF 4

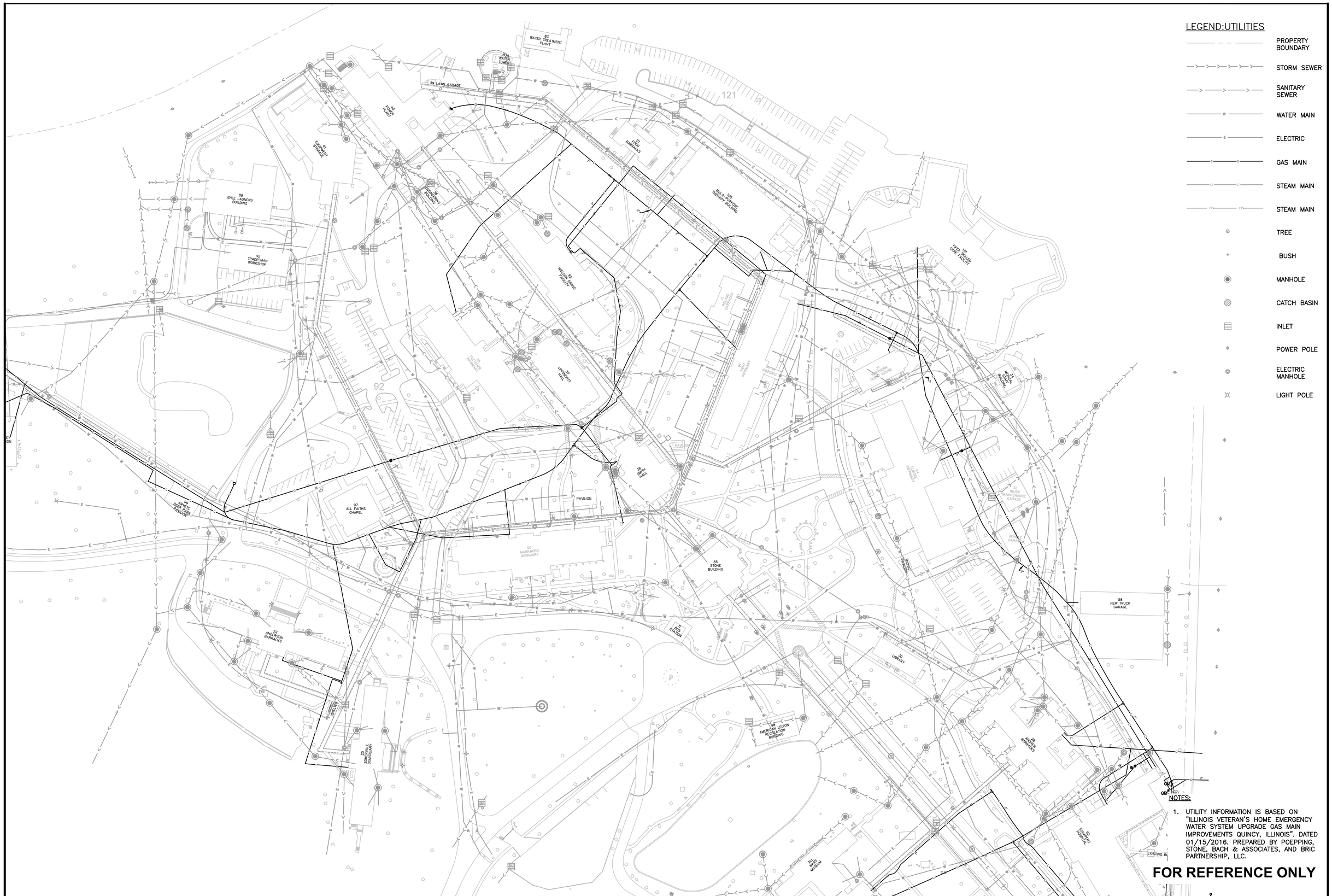

NOTES:

1. UTILITY INFORMATION IS BASED ON "ILLINOIS VETERAN'S HOME EMERGENCY WATER SYSTEM UPGRADE GAS MAIN IMPROVEMENTS QUINCY, ILLINOIS". DATED 01/15/2016. PREPARED BY POEPPING, STONE, BACH & ASSOCIATES, AND BRIC PARTNERSHIP, LLC.

FOR REFERENCE ONLY

NO.	DATE	ISSUE

ISSUED FOR BRIDGING
NOT FOR CONSTRUCTION

Note: Design-Build Entity shall obtain and verify all dimensions and conditions at job site and be fully responsible for the same. Bridging drawings and narratives are provided for design intent. The design-build entity is responsible for the full design of a project that adheres to all, scope requirements, codes, state and federal regulations and guidelines.

CIVIL / SITE:
DAVID MASON + ASSOCIATES
464 N Milwaukee Avenue
Chicago, IL 60654

STRUCTURAL:
DAVID MASON + ASSOCIATES
464 N Milwaukee Avenue
Chicago, IL 60654

ELECTRICAL:
WEBB ENGINEERING SERVICES INC
1400 S 3rd Street
Suite 201
St Louis, MO 63104

FOOD & LAUNDRY SERVICE:
FOOD FACILITIES CONCEPTS, INC
110 Washington Avenue
Suite 302
Carnegie, PA 15106

HISTORIC PRESERVATION:
HPZS
213 W Institute Place
Suite 502
Chicago, IL 60610

LANDSCAPE:
HITCHCOCK DESIGN GROUP
22 E Chicago Avenue
Suite 200A
Naperville, IL 60540

HEATING, VENTILATION, PLUMBING & FIRE PROTECTION:
BRIC PARTNERSHIP, LLC
100 E Washington Street
Suite 220
Belleville, IL 62220

TECH, DATA, & SECURITY:
SHEN WILSOM & WILKE
2 N Riverside Plaza
Suite 1460
Chicago, IL 60606

GEOTECH & ENVIRONMENT:
GSG CONSULTANTS, INC
2942 W VanBuren
Chicago, IL 60612

REMEDITATION DESIGN:
TROPICAL ENVIRONMENTAL, INC
1350 Chase Street
Algonquin, IL 60102

PE PROJECT No: 77550

PERKINS — EASTMAN
209 S LaSalle Street, Suite 400
Chicago, IL 60604
T. +1 312 755 1200
F. +1 312 755 1155

KEY PLAN:

State of Illinois

JB PRITZKER, GOVERNOR
Illinois Capital Development Board

Building a Better Illinois

SHEET TITLE:
EXISTING CONDITIONS - GAS UTILITIES

PROJECT:
NEW NURSING HOME & DOMICILIARY
ILLINOIS VETERANS' HOME QUINCY
1707 NORTH 12 STREET
QUINCY, ADAMS COUNTY, ILLINOIS 62301

0' 30' 60' 120' 180'
SCALE : 1" = 60'-0"

PROJECT NO. 040-010-115
DATE: 11 November, 2019
SHEET NO. **S-C107**
VOLUME: VOLUME 1 OF 4

NO.	DATE	ISSUE

ISSUED FOR BRIDGING
NOT FOR CONSTRUCTION

Note: Design-Build Entity shall obtain and verify all dimensions and conditions at job site and be fully responsible for the same. Bridging drawings and narratives are provided for design intent. The design-build entity is responsible for the full design of a project that adheres to all, scope requirements, codes, state and federal regulations and guidelines.

CIVIL / SITE:
DAVID MASON + ASSOCIATES
464 N Milwaukee Avenue
Chicago, IL 60654

LANDSCAPE:
HITCHCOCK DESIGN GROUP
22 E Chicago Avenue
Suite 200A
Naperville, IL 60540

STRUCTURAL:
DAVID MASON + ASSOCIATES
464 N Milwaukee Avenue
Chicago, IL 60654

HEATING, VENTILATION, PLUMBING & FIRE PROTECTION:
BRIC PARTNERSHIP, LLC
100 E Washington Street
Suite 220
Belleville, IL 62220

ELECTRICAL:
WEBB ENGINEERING SERVICES INC
1400 S 3rd Street
Suite 201
St Louis, MO 63104

TECH, DATA, & SECURITY:
SHEN MILSOM & WILKE
2 N Riverside Plaza
Suite 1460
Chicago, IL 60606

FOOD & LAUNDRY SERVICE:
FOOD FACILITIES CONCEPTS, INC
110 Washington Avenue
Suite 302
Carnegie, PA 15106

GEOTECH & ENVIRONMENT:
GSG CONSULTANTS, INC
2942 W VanBuren
Chicago, IL 60612

HISTORIC PRESERVATION:
HPZS
213 W Institute Place
Suite 502
Chicago, IL 60610

REMEDITATION DESIGN:
TROPICAL ENVIRONMENTAL, INC
1350 Chase Street
Algonquin, IL 60102

PE PROJECT No: 77550

PERKINS — EASTMAN
209 S LaSalle Street, Suite 400
Chicago, IL 60604
T. +1 312 755 1200
F. +1 312 755 1155

KEY PLAN:

State of Illinois

JB PRITZKER, GOVERNOR
Illinois Capital Development Board

Building a Better Illinois

SHEET TITLE:
DEMOLITION PLAN

PROJECT:
NEW NURSING HOME & DOMICILIARY
ILLINOIS VETERANS' HOME QUINCY
1707 NORTH 12 STREET
QUINCY, ADAMS COUNTY, ILLINOIS 62301

0' 30' 60' 120' 180'
SCALE : 1" = 60'-0"

PROJECT NO. 040-010-115
DATE: 11 November, 2019
SHEET NO. **S-C200**
VOLUME: VOLUME 1 OF 4

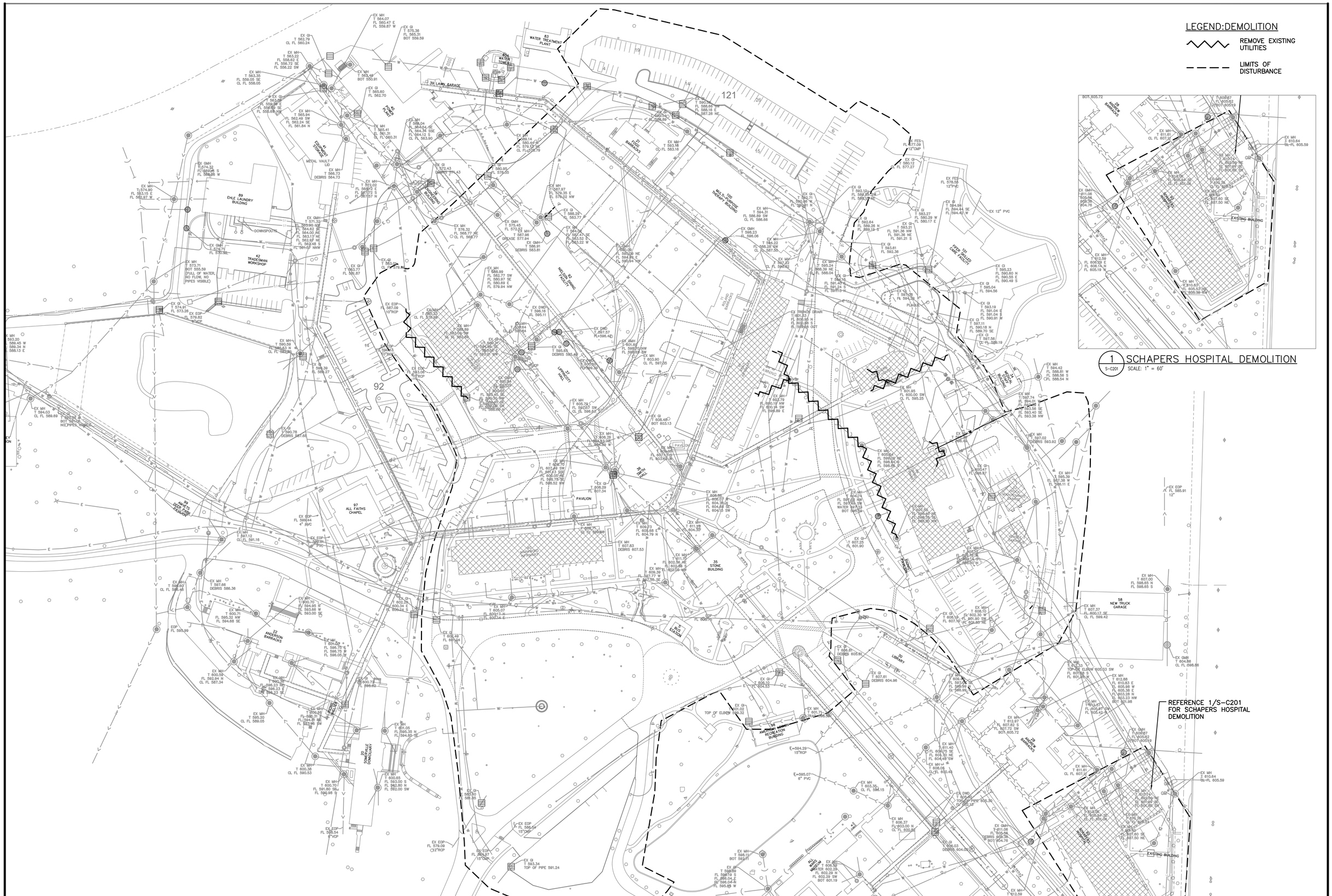

NO.	DATE	ISSUE

ISSUED FOR BRIDGING
NOT FOR CONSTRUCTION

Note: Design-Build Entity shall obtain and verify all dimensions and conditions at job site and be fully responsible for the same. Bridging drawings and narratives are provided for design intent. The design-build entity is responsible for the full design of a project that adheres to all, scope requirements, codes, state and federal regulations and guidelines.

CIVIL / SITE:
DAVID MASON + ASSOCIATES
464 N Milwaukee Avenue
Chicago, IL 60654

STRUCTURAL:
DAVID MASON + ASSOCIATES
464 N Milwaukee Avenue
Chicago, IL 60654

ELECTRICAL:
WEBB ENGINEERING SERVICES INC
1400 S 3rd Street
Suite 201
St Louis, MO 63104

FOOD & LAUNDRY SERVICE:
FOOD FACILITIES CONCEPTS, INC
110 Washington Avenue
Suite 302
Carnegie, PA 15106

HISTORIC PRESERVATION:
HPZS
213 W Institute Place
Suite 502
Chicago, IL 60610

LANDSCAPE:
HITCHCOCK DESIGN GROUP
22 E Chicago Avenue
Suite 200A
Naperville, IL 60540

HEATING, VENTILATION, PLUMBING & FIRE PROTECTION:
BRIC PARTNERSHIP, LLC
100 E Washington Street
Suite 220
Belleville, IL 62220

TECH, DATA, & SECURITY:
SHEN MILSOM & WILKE
2 N Riverside Plaza
Suite 1460
Chicago, IL 60606

GEOTECH & ENVIRONMENT:
GSG CONSULTANTS, INC
2942 W VanBuren
Chicago, IL 60612

REMEDITATION DESIGN:
TROPICAL ENVIRONMENTAL, INC
1350 Chase Street
Algonquin, IL 60102

PE PROJECT No: 77550

PERKINS — EASTMAN
209 S LaSalle Street, Suite 400
Chicago, IL 60604
T. +1 312 755 1200
F. +1 312 755 1155

KEY PLAN:

State of Illinois
JB PRITZKER, GOVERNOR
Illinois Capital Development Board

SHEET TITLE:
UTILITY DEMOLITION PLAN

PROJECT:
NEW NURSING HOME & DOMICILIARY
ILLINOIS VETERANS' HOME QUINCY
1707 NORTH 12 STREET
QUINCY, ADAMS COUNTY, ILLINOIS 62301

0' 30' 60' 120' 180'
SCALE : 1" = 60'-0"

PROJECT NO. 040-010-115
DATE: 11 November, 2019
SHEET NO. **S-C201**
VOLUME: VOLUME 1 OF 4

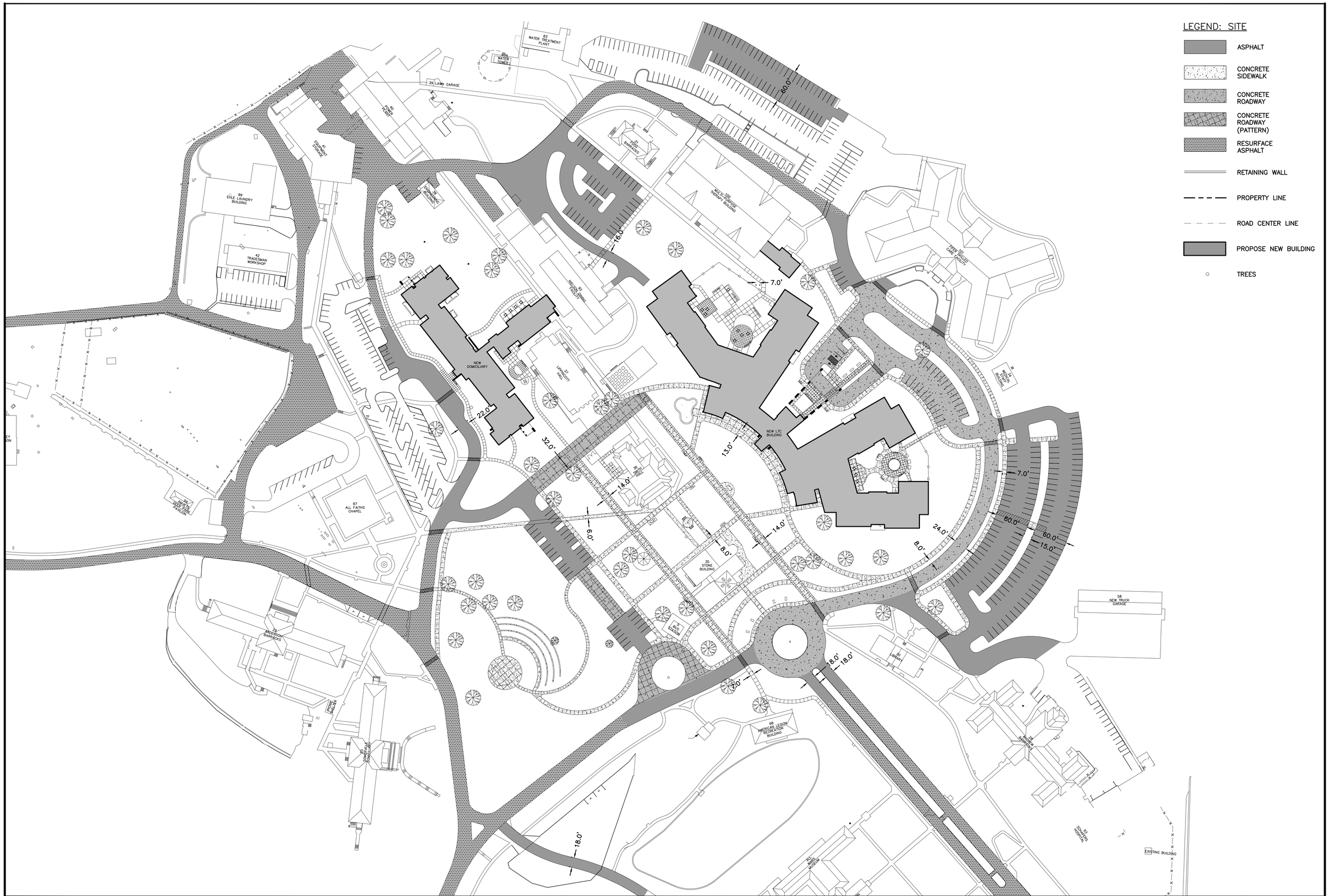

NO.	DATE	ISSUE

ISSUED FOR BRIDGING
NOT FOR CONSTRUCTION

Note: Design-Build Entity shall obtain and verify all dimensions and conditions at job site and be fully responsible for the same. Bridging drawings and narratives are provided for design intent. The design-build entity is responsible for the full design of a project that adheres to all, scope requirements, codes, state and federal regulations and guidelines.

CIVIL / SITE:
DAVID MASON + ASSOCIATES
464 N Milwaukee Avenue
Chicago, IL 60654

STRUCTURAL:
DAVID MASON + ASSOCIATES
464 N Milwaukee Avenue
Chicago, IL 60654

ELECTRICAL:
WEBB ENGINEERING SERVICES INC
1400 S 3rd Street
Suite 201
St Louis, MO 63104

FOOD & LAUNDRY SERVICE:
FOOD FACILITIES CONCEPTS, INC
110 Washington Avenue
Suite 302
Carnegie, PA 15106

HISTORIC PRESERVATION:
HPZS
213 W Institute Place
Suite 502
Chicago, IL 60610

LANDSCAPE:
HITCHCOCK DESIGN GROUP
22 E Chicago Avenue
Suite 200A
Naperville, IL 60540

HEATING, VENTILATION, PLUMBING & FIRE PROTECTION:
BRIC PARTNERSHIP, LLC
100 E Washington Street
Suite 220
Belleville, IL 62220

TECH, DATA, & SECURITY:
SHEN MILSOM & WILKE
2 N Riverside Plaza
Suite 1460
Chicago, IL 60606

GEOTECH & ENVIRONMENT:
GSG CONSULTANTS, INC
2942 W VanBuren
Chicago, IL 60612

REMEDITATION DESIGN:
TROPICAL ENVIRONMENTAL, INC
1350 Chase Street
Algonquin, IL 60102

PE PROJECT No: 77550

PERKINS—EASTMAN
209 S LaSalle Street, Suite 400
Chicago, IL 60604
T. +1 312 755 1200
F. +1 312 755 1155

KEY PLAN

State of Illinois
JB PRITZKER, GOVERNOR
Illinois Capital Development Board

Building a Better Illinois

SHEET TITLE:
SITE PLAN

PROJECT:
NEW NURSING HOME & DOMICILIARY
ILLINOIS VETERANS' HOME QUINCY
1707 NORTH 12 STREET
QUINCY, ADAMS COUNTY, ILLINOIS 62301

0' 30' 60' 120' 180'
SCALE : 1" = 60'-0"

PROJECT NO. 040-010-115
DATE: 11 November, 2019
SHEET NO. **S-C300**
VOLUME: VOLUME 1 OF 4

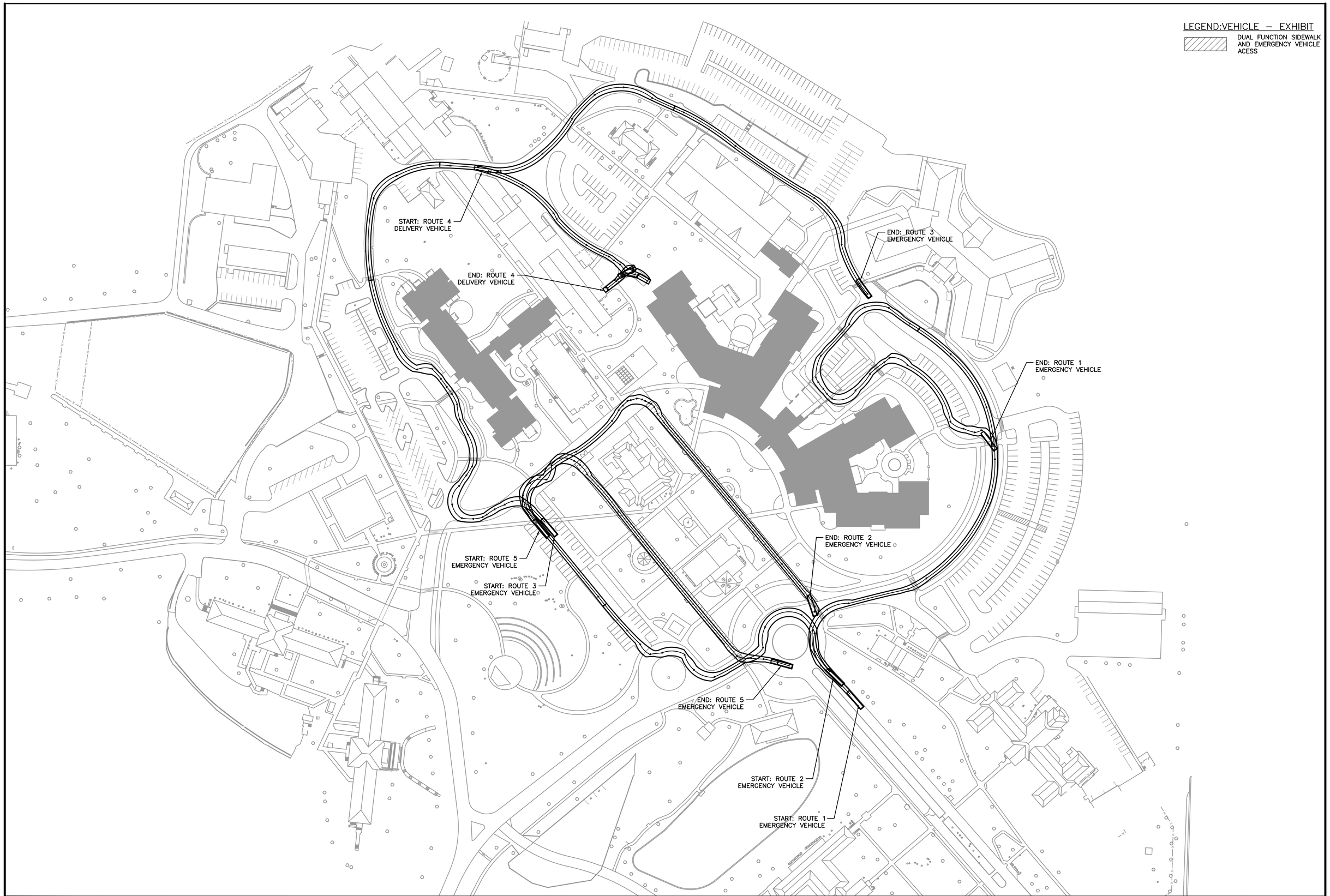

NO.	DATE	ISSUE

ISSUED FOR BRIDGING
NOT FOR CONSTRUCTION

Note: Design-Build Entity shall obtain and verify all dimensions and conditions at job site and be fully responsible for the same. Bridging drawings and narratives are provided for design intent. The design-build entity is responsible for the full design of a project that adheres to all, scope requirements, codes, state and federal regulations and guidelines.

CIVIL / SITE:
DAVID MASON + ASSOCIATES
464 N Milwaukee Avenue
Chicago, IL 60654

STRUCTURAL:
DAVID MASON + ASSOCIATES
464 N Milwaukee Avenue
Chicago, IL 60654

ELECTRICAL:
WEBB ENGINEERING SERVICES INC
1400 S 3rd Street
Suite 201
St Louis, MO 63104

FOOD & LAUNDRY SERVICE:
FOOD FACILITIES CONCEPTS, INC
110 Washington Avenue
Suite 302
Carnegie, PA 15106

HISTORIC PRESERVATION:
HPZS
213 W Institute Place
Suite 502
Chicago, IL 60610

LANDSCAPE:
HITCHCOCK DESIGN GROUP
22 E Chicago Avenue
Suite 200A
Naperville, IL 60540

HEATING, VENTILATION, PLUMBING & FIRE PROTECTION:
BRIC PARTNERSHIP, LLC
100 E Washington Street
Suite 220
Belleville, IL 62220

TECH, DATA, & SECURITY:
SHEN MILSOM & WILKE
2 N Riverside Plaza
Suite 1460
Chicago, IL 60606

GEOTECH & ENVIRONMENT:
GSG CONSULTANTS, INC
2942 W VanBuren
Chicago, IL 60612

REMEDITATION DESIGN:
TROPICAL ENVIRONMENTAL, INC
1350 Chase Street
Algonquin, IL 60102

PE PROJECT No: 77550

PERKINS—EASTMAN
209 S LaSalle Street, Suite 400
Chicago, IL 60604
T. +1 312 755 1200
F. +1 312 755 1155

KEY PLAN:

State of Illinois
JB PRITZKER, GOVERNOR
Illinois Capital Development Board

SHEET TITLE:
EMERGENCY AND LARGE VEHICLE - EXHIBIT

PROJECT:
NEW NURSING HOME & DOMICILIARY
ILLINOIS VETERANS' HOME QUINCY
1707 NORTH 12 STREET
QUINCY, ADAMS COUNTY, ILLINOIS 62301

0' 30' 60' 120' 180'
SCALE : 1" = 60'-0"

PROJECT NO. 040-010-115
DATE: 11 November, 2019
SHEET NO. **S-C301**
VOLUME: VOLUME 1 OF 4

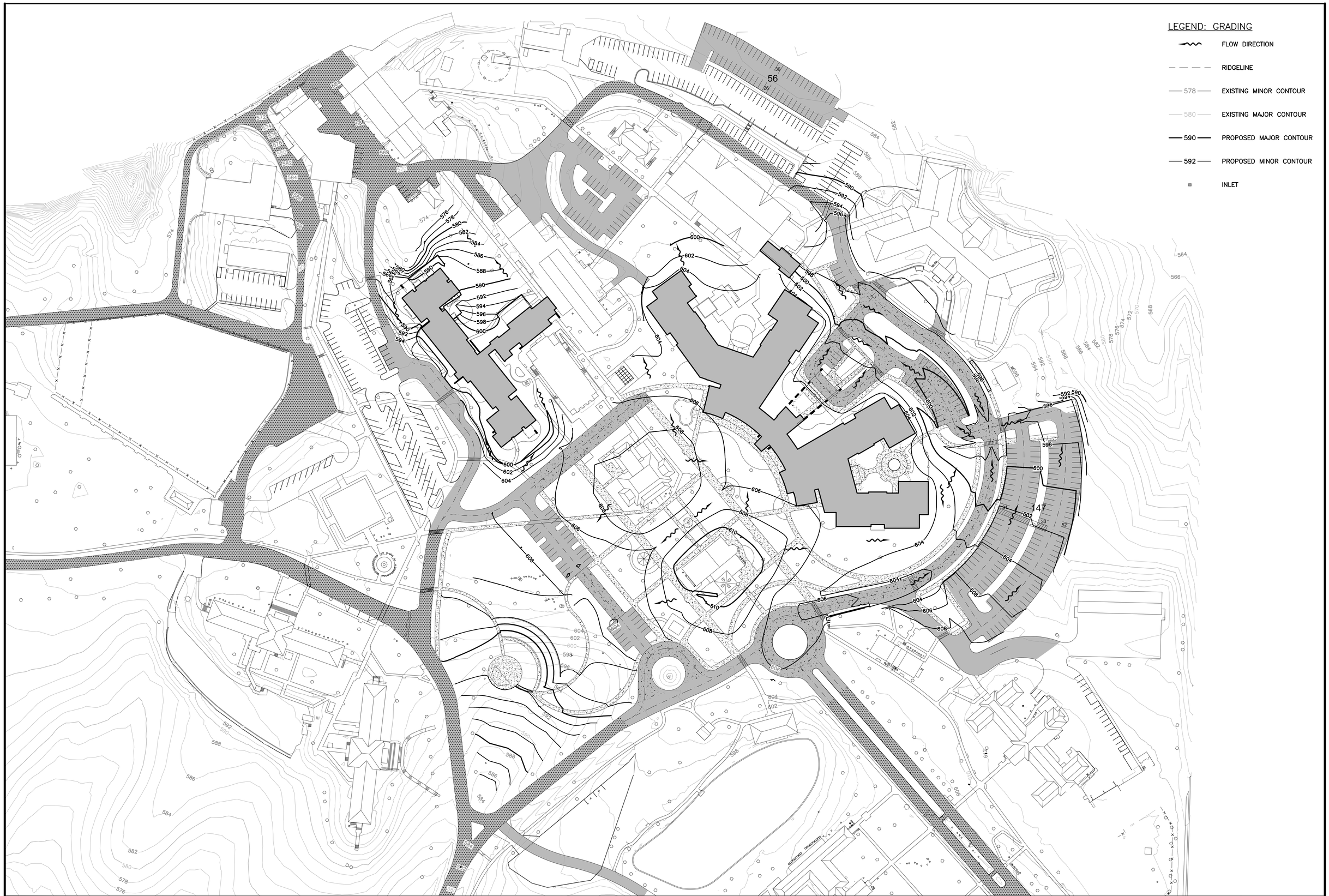

NO.	DATE	ISSUE

ISSUED FOR BRIDGING
NOT FOR CONSTRUCTION

Note: Design-Build Entity shall obtain and verify all dimensions and conditions at job site and be fully responsible for the same. Bridging drawings and narratives are provided for design intent. The design-build entity is responsible for the full design of a project that adheres to all, scope requirements, codes, state and federal regulations and guidelines.

CIVIL / SITE:
DAVID MASON + ASSOCIATES
464 N Milwaukee Avenue
Chicago, IL 60654

STRUCTURAL:
DAVID MASON + ASSOCIATES
464 N Milwaukee Avenue
Chicago, IL 60654

ELECTRICAL:
WEBB ENGINEERING SERVICES INC
1400 S 3rd Street
Suite 201
St Louis, MO 63104

FOOD & LAUNDRY SERVICE:
FOOD FACILITIES CONCEPTS, INC
110 Washington Avenue
Suite 302
Carnegie, PA 15106

HISTORIC PRESERVATION:
HPZS
213 W Institute Place
Suite 502
Chicago, IL 60610

LANDSCAPE:
HITCHCOCK DESIGN GROUP
22 E Chicago Avenue
Suite 200A
Naperville, IL 60540

HEATING, VENTILATION, PLUMBING & FIRE PROTECTION:
BRIC PARTNERSHIP, LLC
100 E Washington Street
Suite 220
Belleville, IL 62220

TECH, DATA, & SECURITY:
SHEN MILSOM & WILKE
2 N Riverside Plaza
Suite 1460
Chicago, IL 60606

GEOTECH & ENVIRONMENT:
GSG CONSULTANTS, INC
2942 W VanBuren
Chicago, IL 60612

REMEDITATION DESIGN:
TROPICAL ENVIRONMENTAL, INC
1350 Chase Street
Algonquin, IL 60102

PE PROJECT No: 77550

PERKINS — EASTMAN
209 S LaSalle Street, Suite 400
Chicago, IL 60604
T. +1 312 755 1200
F. +1 312 755 1155

KEY PLAN:

Capital Development Board
Building a Better Illinois

State of Illinois
JB PRITZKER, GOVERNOR
Illinois Capital Development Board

SHEET TITLE:
GRADING PLAN

PROJECT:
NEW NURSING HOME & DOMICILIARY
ILLINOIS VETERANS' HOME QUINCY
1707 NORTH 12 STREET
QUINCY, ADAMS COUNTY, ILLINOIS 62301

0' 30' 60' 120' 180'
SCALE : 1" = 60'-0"

PROJECT NO. 040-010-115
DATE: 11 November, 2019
SHEET NO. **S-C400**
VOLUME: VOLUME 1 OF 4

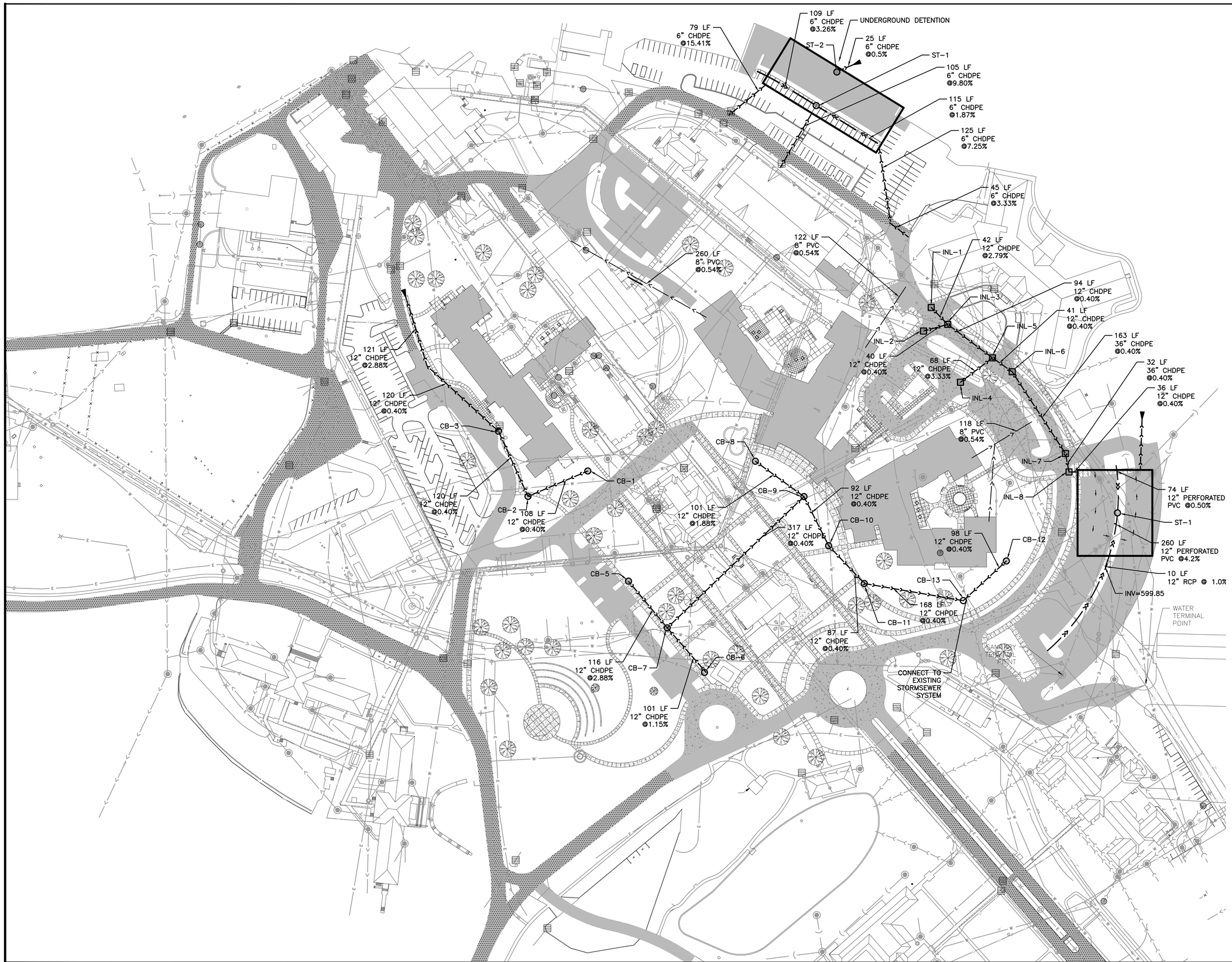

LEGEND: UTILITY

- CLEANOUT
- CATCH BASIN
- 2' DIA. INLET
- STORMWATER OUTFALL
- SANITARY SEWER
- PERFORATED PVC SDR 35
- CHDPE
- UNDERGROUND DETENTION

CATCH BASIN LEGEND:

CB-1
4' DIA. C.B.
OPEN LID
RIM=599.63
INV=595.63

CB-2
4' DIA. C.B.
W/OPEN LID
RIM=599.77
INV=595.19

CB-3
4' DIA. C.B.
W/OPEN LID
RIM=599.00
INV(SE)=594.72
INV(NW)=594.55

CB-4
4' DIA. C.B.
W/OPEN LID
RIM=593.21
INV=589.21

OUTLET PIPE
INV=585.73

CB-5
4' DIA. C.B.
W/OPEN LID
RIM=605.88
INV=601.88

CB-6
4' DIA. C.B.
W/OPEN LID
RIM=606.42
INV=601.41

CB-7
4' DIA. C.B.
W/OPEN LID
RIM=604.71
INV(NW)=600.71
INV(NE,SE)=600.25

CB-8
4' DIA. C.B.
W/OPEN LID
RIM=606.52
INV=602.51

CB-9
4' DIA. C.B.
W/OPEN LID
RIM=604.62
INV(NW)=600.62
INV(SW,SE)=598.98

CB-10
4' DIA. C.B.
W/OPEN LID
RIM=606.47
INV=598.61

CB-11
4' DIA. C.B.
W/OPEN LID
RIM=606.59
INV=598.27

CB-12
4' DIA. C.B.
W/OPEN LID
RIM=603.78
INV=599.48

CB-13
4' DIA. C.B.
W/OPEN LID
RIM=603.80
INV=599.09, 597.60,

INLET LEGEND:

INL-1
RIM=597.43
INV=593.43

INL-2
RIM=597.43
INV=593.43

INL-3
RIM=597.80
INV=593.27

INL-4
RIM=600.75
INV=595.67

INL-5
RIM=597.96
INV(SW)=593.43
INV(NW,SE)=592.90

INL-6
RIM=597.88
INV=592.74

INL-7
RIM=597.39
INV=592.09

INL-8
RIM=597.54
INV=591.96

OUTLET PIPE
INV=591.91

STRUCTURE LEGEND:

ST-1
W/OPEN LID
RIM=597.97
INV=580.00

ST-2
W/OPEN LID
RIM=578.45

ST-3
W/OPEN LID
RIM=595.56

NO.	DATE	ISSUE

ISSUED FOR BRIDGING
NOT FOR CONSTRUCTION

Note: Design-Build Entity shall obtain and verify all dimensions and conditions at job site and be fully responsible for the same. Bridging drawings and narratives are provided for design intent. The design-build entity is responsible for the full design of a project that adheres to all, scope requirements, codes, state and federal regulations and guidelines.

CIVIL / SITE:
DAVID MASON + ASSOCIATES
464 N Milwaukee Avenue
Chicago, IL 60654

STRUCTURAL:
DAVID MASON + ASSOCIATES
464 N Milwaukee Avenue
Chicago, IL 60654

ELECTRICAL:
WEBB ENGINEERING SERVICES INC
1400 S 3rd Street
Suite 201
St Louis, MO 63104

FOOD & LAUNDRY SERVICE:
FOOD FACILITIES CONCEPTS, INC
110 Washington Avenue
Suite 302
Carnegie, PA 15106

HISTORIC PRESERVATION:
HPZS
213 W Institute Place
Suite 502
Chicago, IL 60610

LANDSCAPE:
HITCHCOCK DESIGN GROUP
22 E Chicago Avenue
Suite 200A
Naperville, IL 60540

HEATING, VENTILATION, PLUMBING & FIRE PROTECTION:
BRIC PARTNERSHIP, LLC
100 E Washington Street
Suite 220
Belleville, IL 62220

TECH, DATA, & SECURITY:
SHEN MILSOM & WILKE
2 N Riverside Plaza
Suite 1460
Chicago, IL 60606

GEOTECH & ENVIRONMENT:
GSG CONSULTANTS, INC
2942 W VanBuren
Chicago, IL 60612

REMEDITATION DESIGN:
TROPICAL ENVIRONMENTAL, INC
1350 Chase Street
Algonquin, IL 60102

PE PROJECT No: 77550

PERKINS—EASTMAN
209 S LaSalle Street, Suite 400
Chicago, IL 60604
T. +1 312 755 1200
F. +1 312 755 1155

KEY PLAN:

Capital Development Board
Building a Better Illinois

State of Illinois
JB PRITZKER, GOVERNOR
Illinois Capital Development Board

SHEET TITLE:
UTILITY PLAN

PROJECT:
NEW NURSING HOME & DOMICILIARY
ILLINOIS VETERANS' HOME QUINCY
1707 NORTH 12 STREET
QUINCY, ADAMS COUNTY, ILLINOIS 62301

0' 30' 60' 120' 180'
SCALE : 1" = 60'-0"

PROJECT NO. 040-010-115
DATE: 11 November, 2019
SHEET NO. **S-C500**
VOLUME: VOLUME 1 OF 4

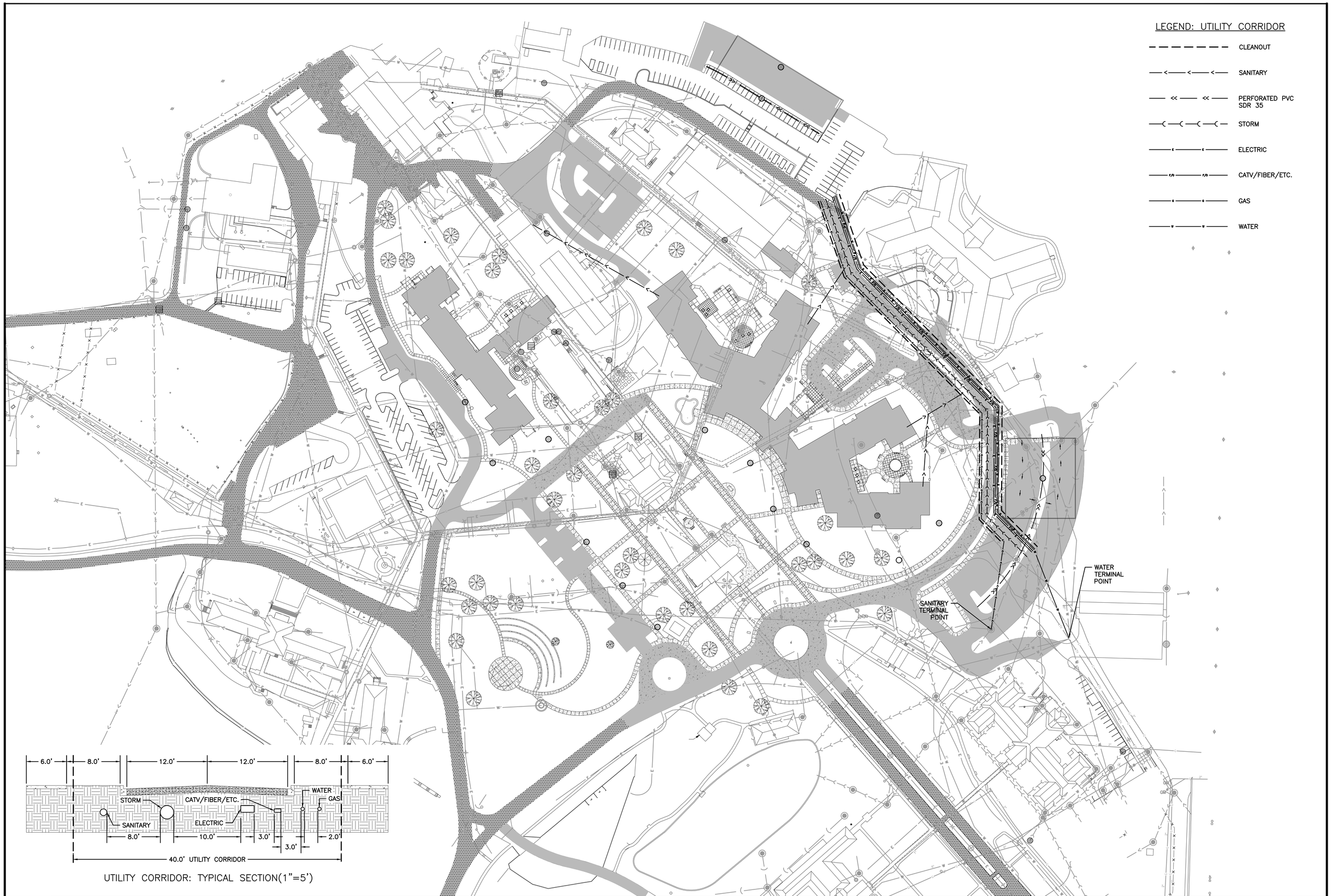

UTILITY CORRIDOR: TYPICAL SECTION(1"=5')

NO.	DATE	ISSUE

ISSUED FOR BRIDGING
NOT FOR CONSTRUCTION

Note: Design-Build Entity shall obtain and verify all dimensions and conditions at job site and be fully responsible for the same. Bridging drawings and narratives are provided for design intent. The design-build entity is responsible for the full design of a project that adheres to all, scope requirements, codes, state and federal regulations and guidelines.

CIVIL / SITE:
DAVID MASON + ASSOCIATES
464 N Milwaukee Avenue
Chicago, IL 60654

STRUCTURAL:
DAVID MASON + ASSOCIATES
464 N Milwaukee Avenue
Chicago, IL 60654

ELECTRICAL:
WEBB ENGINEERING SERVICES INC
1400 S 3rd Street
Suite 201
St Louis, MO 63104

FOOD & LAUNDRY SERVICE:
FOOD FACILITIES CONCEPTS, INC
110 Washington Avenue
Suite 302
Carnegie, PA 15106

HISTORIC PRESERVATION:
HPZS
213 W Institute Place
Suite 502
Chicago, IL 60610

LANDSCAPE:
HITCHCOCK DESIGN GROUP
22 E Chicago Avenue
Suite 200A
Naperville, IL 60540

HEATING, VENTILATION, PLUMBING & FIRE PROTECTION:
BRIC PARTNERSHIP, LLC
100 E Washington Street
Suite 220
Belleville, IL 62220

TECH, DATA, & SECURITY:
SHEN MILSOM & WILKE
2 N Riverside Plaza
Suite 1460
Chicago, IL 60606

GEOTECH & ENVIRONMENT:
GSG CONSULTANTS, INC
2942 W VanBuren
Chicago, IL 60612

REMEDITATION DESIGN:
TROPICAL ENVIRONMENTAL, INC
1350 Chase Street
Algonquin, IL 60102

PE PROJECT No: 77550

PERKINS — EASTMAN
209 S LaSalle Street, Suite 400
Chicago, IL 60604
T. +1 312 755 1200
F. +1 312 755 1155

KEY PLAN:

State of Illinois
JB PRITZKER, GOVERNOR
Illinois Capital Development Board

SHEET TITLE:
UTILITY CORRIDOR PLAN

PROJECT:
NEW NURSING HOME & DOMICILIARY
ILLINOIS VETERANS' HOME QUINCY
1707 NORTH 12 STREET
QUINCY, ADAMS COUNTY, ILLINOIS 62301

0' 30' 60' 120' 180'
SCALE : 1" = 60'-0"

PROJECT NO. 040-010-115
DATE: 11 November, 2019
SHEET NO. **S-C501**
VOLUME: VOLUME 1 OF 4

NO.	DATE	ISSUE

ISSUED FOR BRIDGING
NOT FOR CONSTRUCTION

Note: Design-Build Entity shall obtain and verify all dimensions and conditions at job site and be fully responsible for the same. Bridging drawings and narratives are provided for design intent. The design-build entity is responsible for the full design of a project that adheres to all, scope requirements, codes, state and federal regulations and guidelines.

CIVIL / SITE:
DAVID MASON + ASSOCIATES
464 N Milwaukee Avenue
Chicago, IL 60654

STRUCTURAL:
DAVID MASON + ASSOCIATES
464 N Milwaukee Avenue
Chicago, IL 60654

ELECTRICAL:
WEBB ENGINEERING SERVICES INC
1400 S 3rd Street
Suite 201
St Louis, MO 63104

FOOD & LAUNDRY SERVICE:
FOOD FACILITIES CONCEPTS, INC
110 Washington Avenue
Suite 302
Carnegie, PA 15106

HISTORIC PRESERVATION:
HPZS
213 W Institute Place
Suite 502
Chicago, IL 60610

LANDSCAPE:
HITCHCOCK DESIGN GROUP
22 E Chicago Avenue
Suite 200A
Naperville, IL 60540

HEATING, VENTILATION, PLUMBING & FIRE PROTECTION:
BRIC PARTNERSHIP, LLC
100 E Washington Street
Suite 220
Belleville, IL 62220

TECH, DATA, & SECURITY:
SHEN WILSOM & WILKE
2 N Riverside Plaza
Suite 1460
Chicago, IL 60606

GEOTECH & ENVIRONMENT:
GSG CONSULTANTS, INC
2942 W VanBuren
Chicago, IL 60612

REMEDITATION DESIGN:
TROPICAL ENVIRONMENTAL, INC
1350 Chase Street
Algonquin, IL 60102

PE PROJECT No: 77550

PERKINS — EASTMAN
209 S LaSalle Street, Suite 400
Chicago, IL 60604
T. +1 312 755 1200
F. +1 312 755 1155

KEY PLAN:

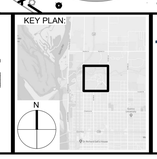

Capital Development Board
Building a Better Illinois

State of Illinois

JB PRITZKER, GOVERNOR
Illinois Capital Development Board

SHEET TITLE:
STORMWATER POLLUTION PREVENTION PLAN

PROJECT:
NEW NURSING HOME & DOMICILIARY
ILLINOIS VETERANS' HOME QUINCY
1707 NORTH 12 STREET
QUINCY, ADAMS COUNTY, ILLINOIS 62301

0' 30' 60' 120' 180'
SCALE : 1" = 60'-0"

PROJECT NO. 040-010-115

DATE: 11 November, 2019

SHEET NO.
S-C600

VOLUME: VOLUME 1 OF 4

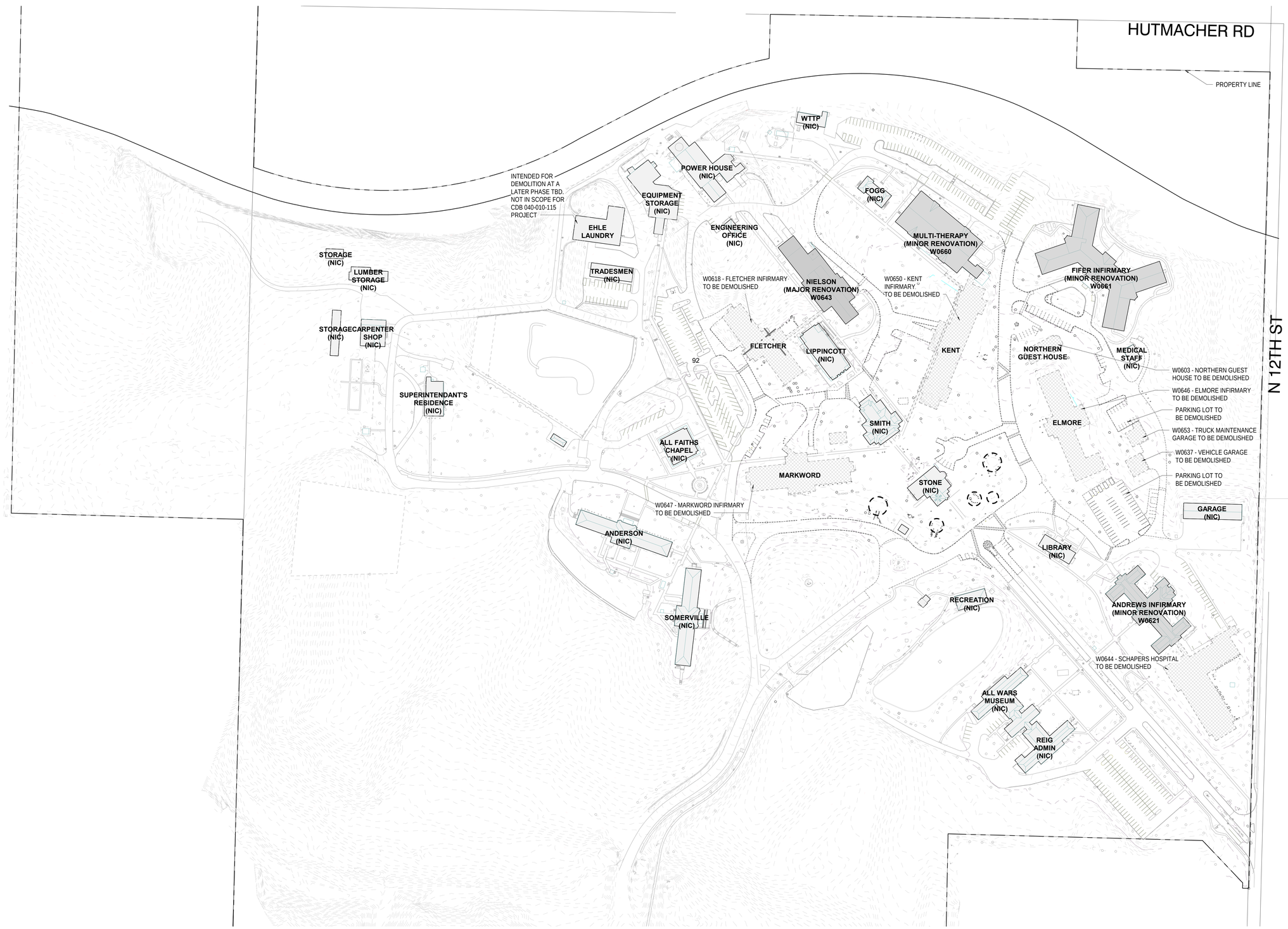

DEMOLITION LEGEND

- EXISTING MONUMENT TO BE DISMANTLED, MOVED, STORED, REFURBISHED, AND REINSTALLED IN NEW LOCATION
- EXISTING PARTITIONS, ROADS, EQUIPMENT, ETC. (SHOWN DASHED) TO BE REMOVED
- EXISTING SITE CONSTRUCTION TO REMAIN
- BUILDING TO BE REMOVED - SEE SCOPE NOTES FOR ITEMS TO BE REMOVED
- EXISTING BUILDING TO REMAIN (NIC)
- EXISTING BUILDING TO HAVE MINOR RENOVATION - SEE SCOPE NOTES FOR ITEMS TO BE RENOVATED
- EXISTING BUILDING TO HAVE MAJOR RENOVATION - SEE SCOPE NOTES FOR ITEMS TO BE RENOVATED

SEE CIVIL DRAWINGS FOR FULL EXTENT OF SITE DEMOLITION

1 OVERALL CAMPUS DEMOLITION SITE PLAN
1" = 100'-0"

0' 50' 100' 200' 300'
SCALE : 1" = 100'-0"

NO.	DATE	ISSUE

ISSUED FOR BRIDGING
NOT FOR CONSTRUCTION

Note: Design-Build Entity shall obtain and verify all dimensions and conditions at job site and be fully responsible for the same. Bridging drawings and narratives are provided for design intent. The design-build entity is responsible for the full design of a project that adheres to all, scope requirements, codes, state and federal regulations and guidelines.

CIVIL / SITE:
DAVID MASON + ASSOCIATES
464 N Milwaukee Avenue
Chicago, IL 60654

STRUCTURAL:
DAVID MASON + ASSOCIATES
464 N Milwaukee Avenue
Chicago, IL 60654

ELECTRICAL:
WEBB ENGINEERING SERVICES INC
1400 S 3rd Street
Suite 201
St Louis, MO 63104

FOOD & LAUNDRY SERVICE:
FOOD FACILITIES CONCEPTS, INC
110 Washington Avenue
Suite 302
Carnegie, PA 15106

HISTORIC PRESERVATION:
HPZS
213 W Institute Place
Suite 502
Chicago, IL 60610

LANDSCAPE:
HITCHCOCK DESIGN GROUP
22 E Chicago Avenue
Suite 200A
Naperville, IL 60540

HEATING, VENTILATION, PLUMBING & FIRE PROTECTION:
BRIC PARTNERSHIP, LLC
100 E Washington Street
Suite 220
Belleville, IL 62220

TECH, DATA, & SECURITY:
SHEN MILSOM & WILKE
2 N Riverside Plaza
Suite 1460
Chicago, IL 60606

GEOTECH & ENVIRONMENT:
GSG CONSULTANTS, INC
2942 W VanBuren
Chicago, IL 60612

REMEDITATION DESIGN:
TROPICAL ENVIRONMENTAL, INC
1350 Chase Street
Algonquin, IL 60102

PE PROJECT No: 77550

PERKINS — EASTMAN
209 S LaSalle Street, Suite 400
Chicago, IL 60604
T. +1 312 755 1200
F. +1 312 755 1155

KEY PLAN:

N

Capital Development Board
Building a Better Illinois

State of Illinois
JB PRITZKER, GOVERNOR
Illinois Capital Development Board

SHEET TITLE:
OVERALL CAMPUS DEMOLITION SITE PLAN

PROJECT:
NEW NURSING HOME & DOMICILIARY
ILLINOIS VETERANS' HOME QUINCY
1707 NORTH 12 STREET
QUINCY, ADAMS COUNTY, ILLINOIS 62301

PROJECT NO. 040-010-115
DATE: 11/11/2019
SHEET NO. S-ASD100
VOLUME: VOLUME 1 OF 4

DEMOLITION LEGEND

- EXISTING MONUMENT TO BE DISMANTLED, MOVED, STORED, REFURBISHED, AND REINSTALLED IN NEW LOCATION
- EXISTING PARTITIONS, ROADS, EQUIPMENT, ETC. (SHOWN DASHED) TO BE REMOVED
- EXISTING SITE CONSTRUCTION TO REMAIN
- BUILDING TO BE REMOVED - SEE SCOPE NOTES FOR ITEMS TO BE REMOVED
- EXISTING BUILDING TO REMAIN (NIC)
- EXISTING BUILDING TO HAVE MINOR RENOVATION - SEE SCOPE NOTES FOR ITEMS TO BE RENOVATED
- EXISTING BUILDING TO HAVE MAJOR RENOVATION - SEE SCOPE NOTES FOR ITEMS TO BE RENOVATED

SEE CIVIL DRAWINGS FOR FULL EXTENT OF SITE DEMOLITION

1 CENTRAL CAMPUS SITE DEMOLITION PLAN
1" = 60'-0"

NO.	DATE	ISSUE

ISSUED FOR BRIDGING NOT FOR CONSTRUCTION

Note: Design-Build Entity shall obtain and verify all dimensions and conditions at job site and be fully responsible for the same. Bridging drawings and narratives are provided for design intent. The design-build entity is responsible for the full design of a project that adheres to all, scope requirements, codes, state and federal regulations and guidelines.

CIVIL / SITE:
DAVID MASON + ASSOCIATES
464 N Milwaukee Avenue
Chicago, IL 60654

STRUCTURAL:
DAVID MASON + ASSOCIATES
464 N Milwaukee Avenue
Chicago, IL 60654

ELECTRICAL:
WEBB ENGINEERING SERVICES INC
1400 S 3rd Street
Suite 201
St Louis, MO 63104

FOOD & LAUNDRY SERVICE:
FOOD FACILITIES CONCEPTS, INC
110 Washington Avenue
Suite 302
Carnegie, PA 15106

HISTORIC PRESERVATION:
HPZS
213 W Institute Place
Suite 502
Chicago, IL 60610

LANDSCAPE:
HITCHCOCK DESIGN GROUP
22 E Chicago Avenue
Suite 200A
Naperville, IL 60540

HEATING, VENTILATION, PLUMBING & FIRE PROTECTION:
BRIC PARTNERSHIP, LLC
100 E Washington Street
Suite 220
Belleville, IL 62220

TECH, DATA, & SECURITY:
SHEN MILSOM & WILKE
2 N Riverside Plaza
Suite 1460
Chicago, IL 60606

GEOTECH & ENVIRONMENT:
GSG CONSULTANTS, INC
2942 W VanBuren
Chicago, IL 60612

REMEDITATION DESIGN:
TROPICAL ENVIRONMENTAL, INC
1350 Chase Street
Algonquin, IL 60102

PE PROJECT No: 77550

PERKINS — EASTMAN
209 S LaSalle Street, Suite 400
Chicago, IL 60604
T. +1 312 755 1200
F. +1 312 755 1155

KEY PLAN:

N

Capital Development Board
Building a Better Illinois

State of Illinois
JB PRITZKER, GOVERNOR
Illinois Capital Development Board

SHEET TITLE:
CENTRAL CAMPUS DEMOLITION SITE PLAN

PROJECT:
NEW NURSING HOME & DOMICILIARY
ILLINOIS VETERANS' HOME QUINCY
1707 NORTH 12 STREET
QUINCY, ADAMS COUNTY, ILLINOIS 62301

PROJECT NO. 040-010-115
DATE: 11/11/2019
SHEET NO. S-ASD101
VOLUME: VOLUME 1 OF 4

1 OVERALL CAMPUS SITE PLAN
1" = 100'-0"

NO.	DATE	ISSUE

ISSUED FOR BRIDGING
NOT FOR CONSTRUCTION

Note: Design-Build Entity shall obtain and verify all dimensions and conditions at job site and be fully responsible for the same. Bridging drawings and narratives are provided for design intent. The design-build entity is responsible for the full design of a project that adheres to all, scope requirements, codes, state and federal regulations and guidelines.

CIVIL / SITE:
DAVID MASON + ASSOCIATES
464 N Milwaukee Avenue
Chicago, IL 60654

STRUCTURAL:
DAVID MASON + ASSOCIATES
464 N Milwaukee Avenue
Chicago, IL 60654

ELECTRICAL:
WEBB ENGINEERING SERVICES INC
1400 S 3rd Street
Suite 201
St Louis, MO 63104

FOOD & LAUNDRY SERVICE:
FOOD FACILITIES CONCEPTS, INC
110 Washington Avenue
Suite 302
Carnegie, PA 15106

HISTORIC PRESERVATION:
HPZS
213 W Institute Place
Suite 502
Chicago, IL 60610

LANDSCAPE:
HITCHCOCK DESIGN GROUP
22 E Chicago Avenue
Suite 200A
Naperville, IL 60540

HEATING, VENTILATION, PLUMBING & FIRE PROTECTION:
BRIC PARTNERSHIP, LLC
100 E Washington Street
Suite 220
Belleville, IL 62220

TECH, DATA, & SECURITY:
SHEN MILSOM & WILKE
2 N Riverside Plaza
Suite 1460
Chicago, IL 60606

GEOTECH & ENVIRONMENT:
GSG CONSULTANTS, INC
2942 W VanBuren
Chicago, IL 60612

REMEDITATION DESIGN:
TROPICAL ENVIRONMENTAL, INC
1350 Chase Street
Algonquin, IL 60102

PE PROJECT No: 77550

PERKINS — EASTMAN
209 S LaSalle Street, Suite 400
Chicago, IL 60604
T. +1 312 755 1200
F. +1 312 755 1155

KEY PLAN:

N

Capital Development Board
Building a Better Illinois

State of Illinois
JB PRITZKER, GOVERNOR
Illinois Capital Development Board

SHEET TITLE:
OVERALL CAMPUS SITE PLAN

PROJECT:
NEW NURSING HOME & DOMICILIARY
ILLINOIS VETERANS' HOME QUINCY
1707 NORTH 12 STREET
QUINCY, ADAMS COUNTY, ILLINOIS 62301

PROJECT NO. 040-010-115
DATE: 11/11/2019
SHEET NO. S-AS100
VOLUME: VOLUME 1 OF 4

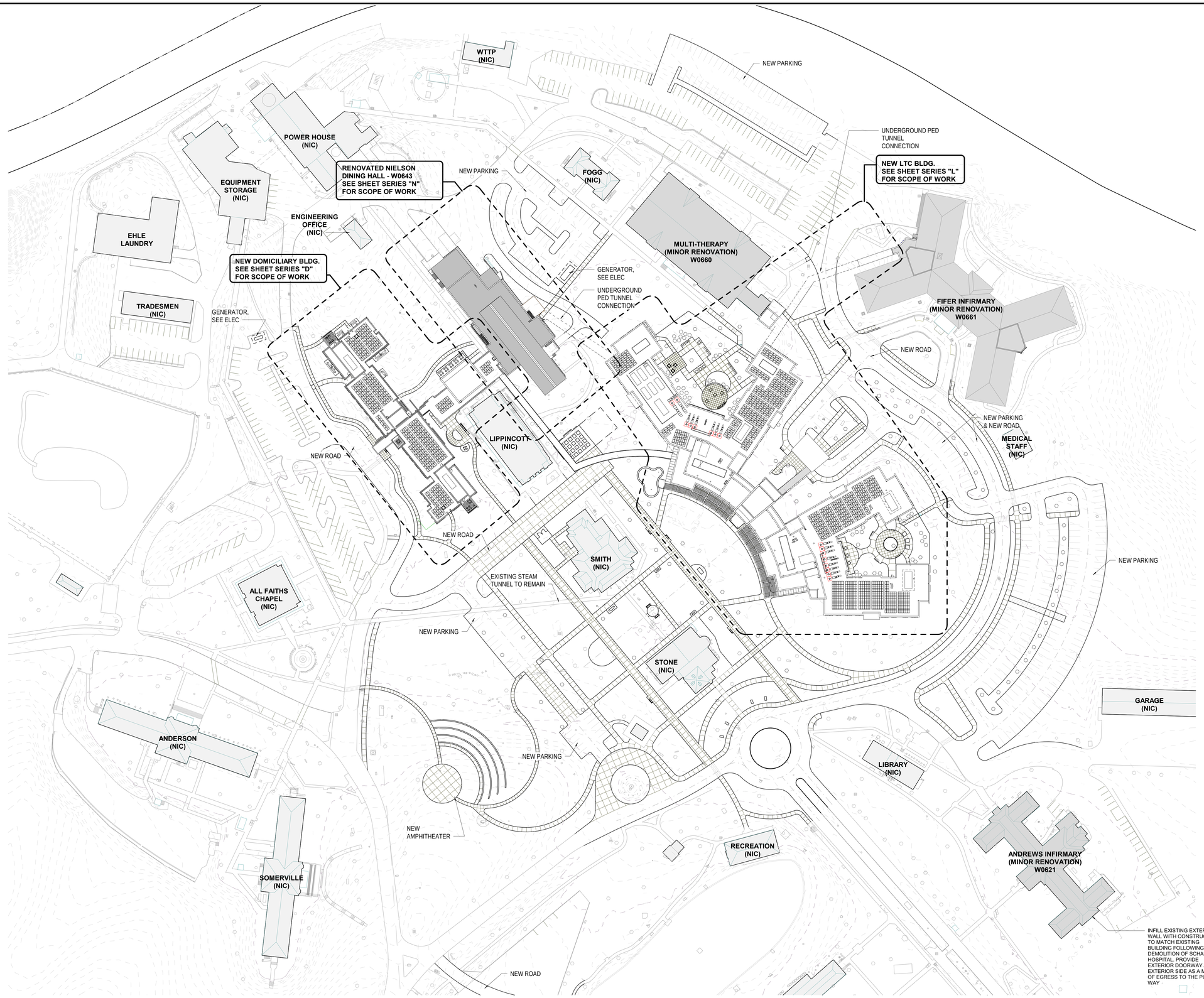

1 CENTRAL CAMPUS SITE PLAN
1" = 60'-0"

NO.	DATE	ISSUE

ISSUED FOR BRIDGING
NOT FOR CONSTRUCTION

Note: Design-Build Entity shall obtain and verify all dimensions and conditions at job site and be fully responsible for the same. Bridging drawings and narratives are provided for design intent. The design-build entity is responsible for the full design of a project that adheres to all, scope requirements, codes, state and federal regulations and guidelines.

CIVIL / SITE:
DAVID MASON + ASSOCIATES
464 N Milwaukee Avenue
Chicago, IL 60654

STRUCTURAL:
DAVID MASON + ASSOCIATES
464 N Milwaukee Avenue
Chicago, IL 60654

ELECTRICAL:
WEBB ENGINEERING SERVICES INC
1400 S 3rd Street
Suite 201
St Louis, MO 63104

FOOD & LAUNDRY SERVICE:
FOOD FACILITIES CONCEPTS, INC
110 Washington Avenue
Suite 302
Carnegie, PA 15106

HISTORIC PRESERVATION:
HPZS
213 W Institute Place
Suite 502
Chicago, IL 60610

LANDSCAPE:
HITCHCOCK DESIGN GROUP
22 E Chicago Avenue
Suite 200A
Naperville, IL 60540

HEATING, VENTILATION, PLUMBING & FIRE PROTECTION:
BRIC PARTNERSHIP, LLC
100 E Washington Street
Suite 220
Belleville, IL 62220

TECH, DATA, & SECURITY:
SHEN MILSOM & WILKE
2 N Riverside Plaza
Suite 1460
Chicago, IL 60606

GEOTECH & ENVIRONMENT:
GSG CONSULTANTS, INC
2942 W VanBuren
Chicago, IL 60612

REMEDITATION DESIGN:
TROPICAL ENVIRONMENTAL, INC
1350 Chase Street
Algonquin, IL 60102

PE PROJECT No: 77550

PERKINS — EASTMAN
209 S LaSalle Street, Suite 400
Chicago, IL 60604
T. +1 312 755 1200
F. +1 312 755 1155

KEY PLAN:

N

Capital Development Board
Building a Better Illinois

State of Illinois
JB PRITZKER, GOVERNOR
Illinois Capital Development Board

SHEET TITLE:
CENTRAL CAMPUS SITE PLAN

PROJECT:
NEW NURSING HOME & DOMICILIARY
ILLINOIS VETERANS' HOME QUINCY
1707 NORTH 12 STREET
QUINCY, ADAMS COUNTY, ILLINOIS 62301

PROJECT NO. 040-010-115
DATE: 11/11/2019
SHEET NO. S-AS101
VOLUME: VOLUME 1 OF 4

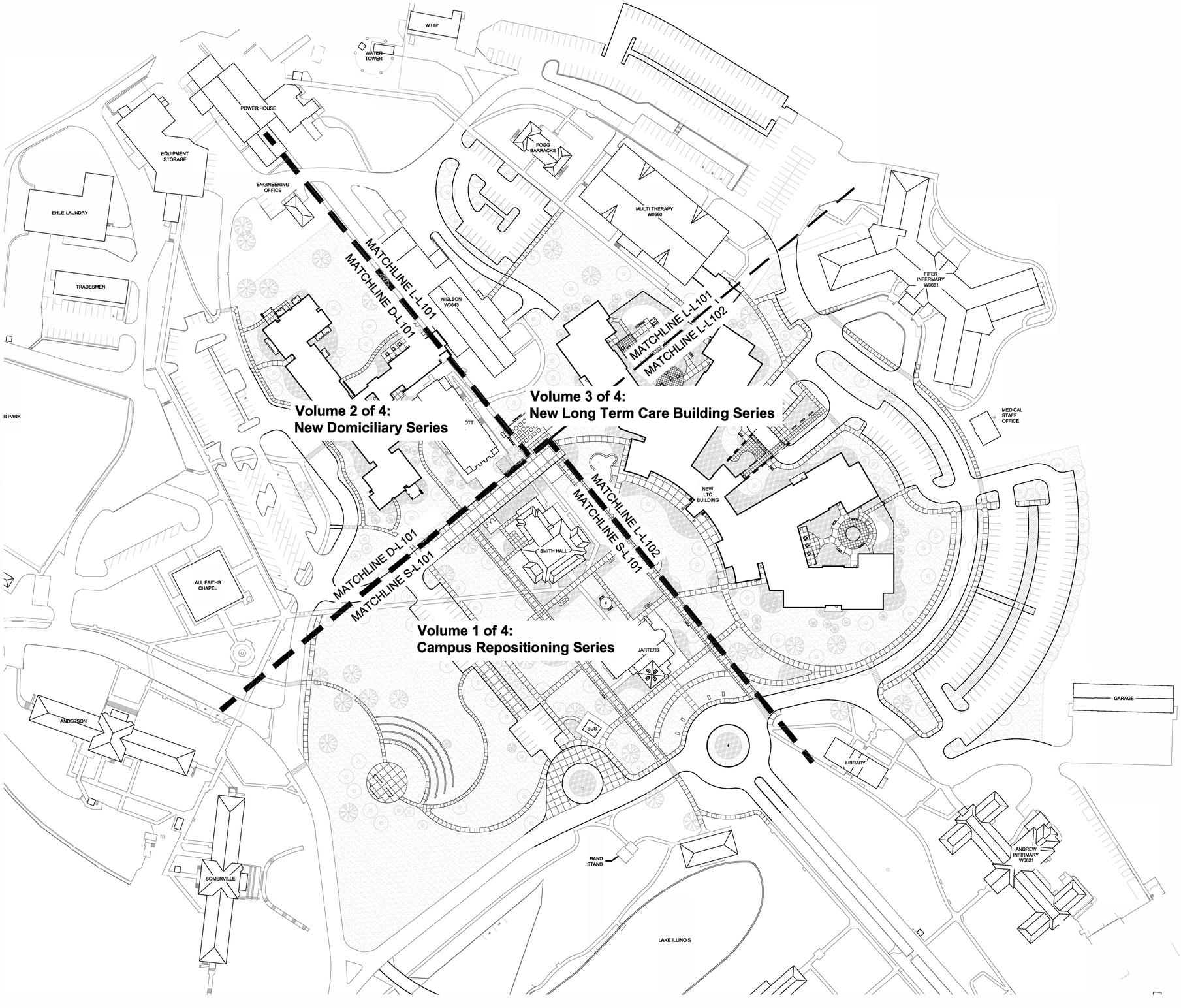

Sheet Index

Volume 1 of 4:
Campus Repositionning Series
S-L001 Key Map
S-L002 Details
S-L003 Details
S-L101 Campus Green Landscape Plan

Volume 2 of 4:
New Domiciliary Series
D-L101 Landscape Plan and Enlargement

Volume 3 of 4:
New Long Term Care Building Series
L-L101 Landscape Plan
L-L102 Landscape Plan
L-L103 Landscape Enlargements
L-L104 Landscape Enlargement

NO.	DATE	ISSUE

ISSUED FOR BRIDGING
NOT FOR CONSTRUCTION

Note: Design-Build Entity shall obtain and verify all dimensions and conditions at job site and be fully responsible for the same. Bridging drawings and narratives are provided for design intent. The design-build entity is responsible for the full design of a project that adheres to all, scope requirements, codes, state and federal regulations and guidelines.

CIVIL / SITE:
DAVID MASON + ASSOCIATES
464 N Milwaukee Avenue
Chicago, IL 60654

STRUCTURAL:
DAVID MASON + ASSOCIATES
464 N Milwaukee Avenue
Chicago, IL 60654

ELECTRICAL:
WEBB ENGINEERING SERVICES INC
1400 S 3rd Street
Suite 201
St Louis, MO 63104

FOOD & LAUNDRY SERVICE:
FOOD FACILITIES CONCEPTS, INC
110 Washington Avenue
Suite 302
Carnegie, PA 15106

HISTORIC PRESERVATION:
HPZS
213 W Institute Place
Suite 502
Chicago, IL 60610

LANDSCAPE:
HITCHCOCK DESIGN GROUP
22 E Chicago Avenue
Suite 200A
Naperville, IL 60540

HEATING, VENTILATION, PLUMBING & FIRE PROTECTION:
BRIC PARTNERSHIP, LLC
100 E Washington Street
Suite 220
Belleville, IL 62220

TECH, DATA, & SECURITY:
SHEN MILSOM & WILKE
2 N Riverside Plaza
Suite 1460
Chicago, IL 60606

GEOTECH & ENVIRONMENT:
GSG CONSULTANTS, INC
2942 W VanBuren
Chicago, IL 60612

REMEDITATION DESIGN:
TROPICAL ENVIRONMENTAL, INC
1350 Chase Street
Algonquin, IL 60102

PE PROJECT No: 77550

PERKINS — EASTMAN
209 S LaSalle Street, Suite 400
Chicago, IL 60604
T. +1 312 755 1200
F. +1 312 755 1155

KEY PLAN:

N

State of Illinois

JB PRITZKER, GOVERNOR
Illinois Capital Development Board

SHEET TITLE:
KEY MAP

PROJECT:
NEW NURSING HOME & DOMICILIARY
ILLINOIS VETERANS' HOME QUINCY
1707 NORTH 12 STREET
QUINCY, ADAMS COUNTY, ILLINOIS 62301

0' 30' 60' 120' 180'
SCALE : 1" = 60'-0"

PROJECT NO. 040-010-115
DATE: 11/11/2019
SHEET NO. **S-L001**
VOLUME: VOLUME 1 OF 4

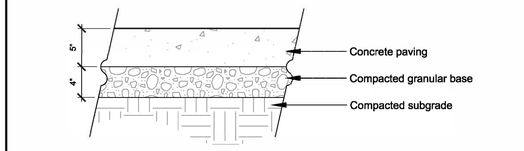

Concrete Flatwork
Scale: 1 1/2" = 1'-0"
d-conc flat

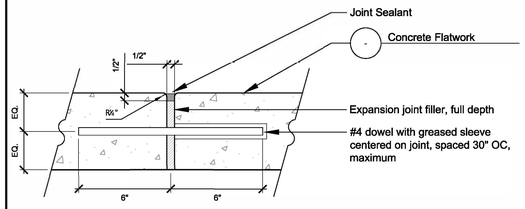

Expansion Joint
Scale: 3" = 1'-0"
d-conc-joint-exp

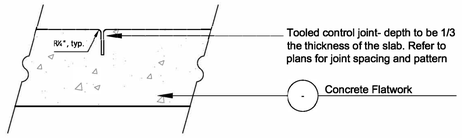

Control Joint
Scale: 3" = 1'-0"
d-conc control joint

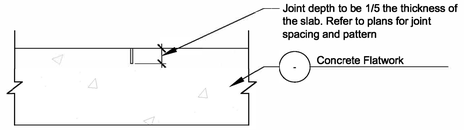

Saw-Cut Control Joint
Scale: 3" = 1'-0"
d-conc-saw-cj

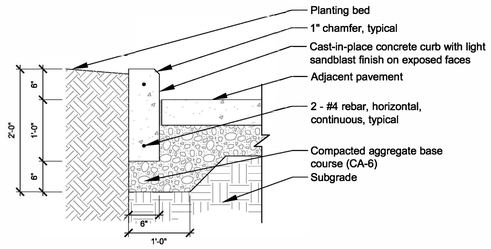

Planter Curb
Scale: 1" = 1'-0"
Note: Stone base and subgrade pitched at 1% toward underdrain
d-curb-planter

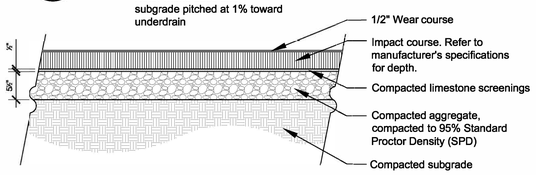

Poured In Place Play Surfacing
Scale: 1" = 1'-0"
d-pip-rubber

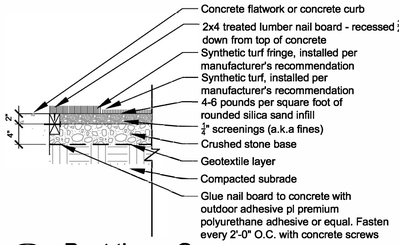

Putting Green
Scale: 1" = 1'-0"

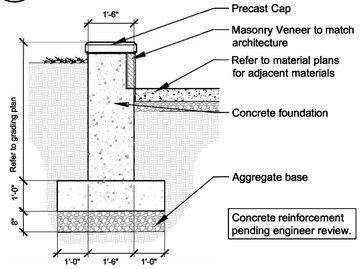

Seat Wall
Scale: 1/2" = 1'-0"

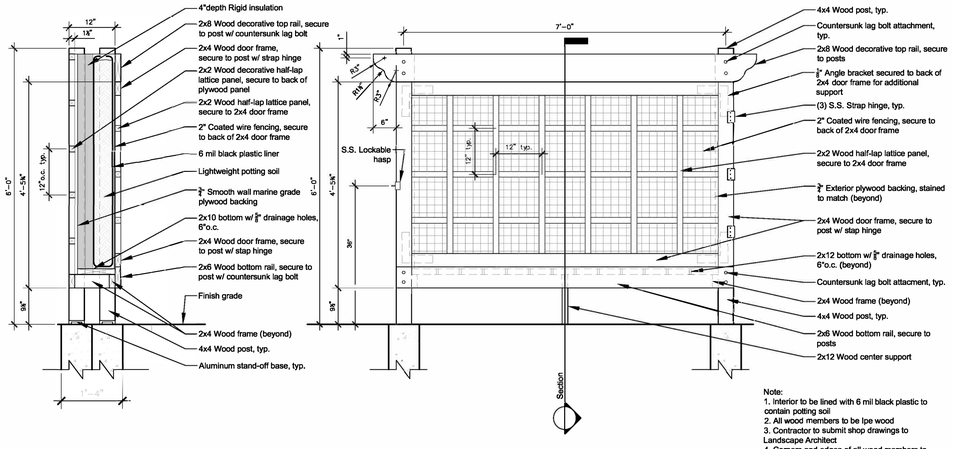

Note:
1. Interior to be lined with 6 mil black plastic to contain potting soil
2. All wood members to be Ipe wood
3. Contractor to submit shop drawings to Landscape Architect
4. Corners and edges of all wood members to be sanded smooth

Upright Planter
NTS

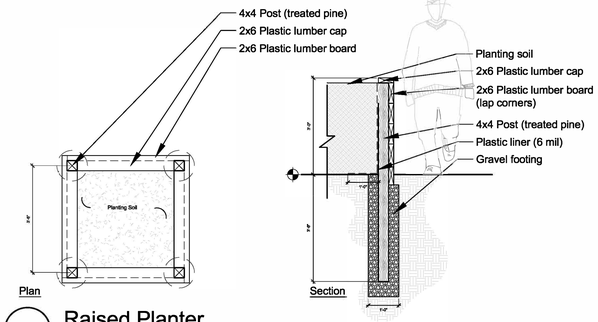

Raised Planter
Scale: 1/2" = 1'-0"

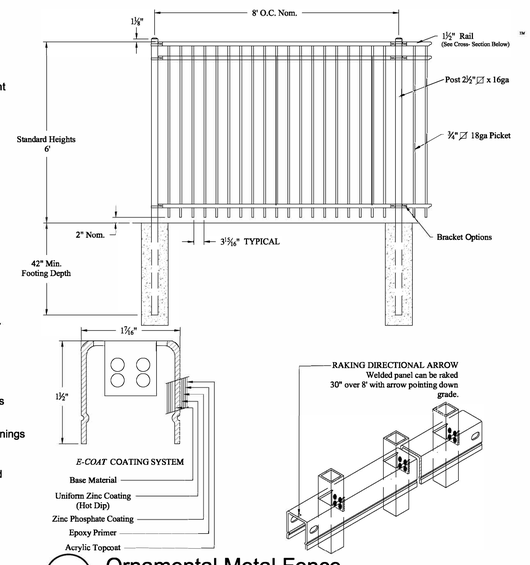

Ornamental Metal Fence
Scale: 1/2" = 1'-0"
d-ornamental metal fence

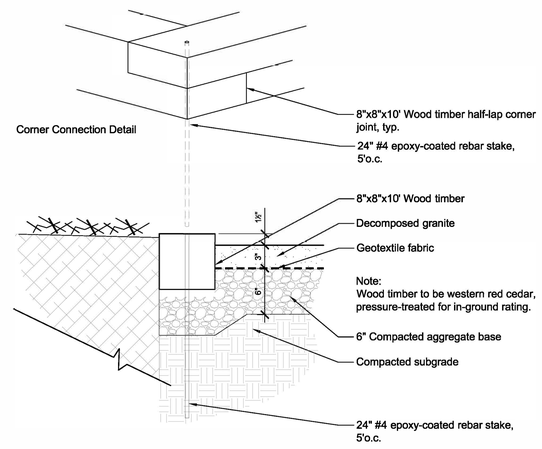

Decomposed Granite and Timber Edging
NTS

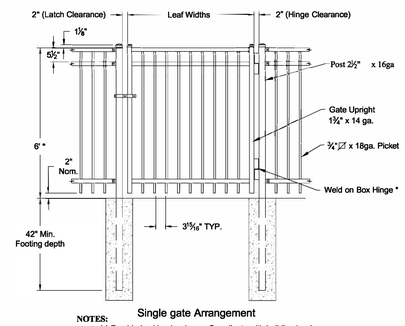

Single gate Arrangement

NOTES:
1.) Provide Locking hardware. Coordinate with building hardware.

Ornamental Metal Gate
Scale: 1/2" = 1'-0"
d-ornamental metal gate

WWII Memorial
NTS

Wounded Veteran Memorial
NTS

Iraqi Memorial
NTS

Cannon
NTS

Korean War Memorial
NTS

NO.	DATE	ISSUE

ISSUED FOR BRIDGING
NOT FOR CONSTRUCTION

Note: Design-Build Entity shall obtain and verify all dimensions and conditions at job site and be fully responsible for the same. Bridging drawings and narratives are provided for design intent. The design-build entity is responsible for the full design of a project that adheres to all, scope requirements, codes, state and federal regulations and guidelines.

CIVIL / SITE:
DAVID MASON + ASSOCIATES
454 N Milwaukee Avenue
Chicago, IL 60654

STRUCTURAL:
DAVID MASON + ASSOCIATES
454 N Milwaukee Avenue
Chicago, IL 60654

ELECTRICAL:
WEBB ENGINEERING SERVICES INC
1400 S 3rd Street
Suite 201
St Louis, MO 63104

FOOD & LAUNDRY SERVICE:
FOOD FACILITIES CONCEPTS, INC
110 Washington Avenue
Suite 302
Carnegie, PA 15106

HISTORIC PRESERVATION:
HPZS
213 W Institute Place
Suite 502
Chicago, IL 60610

LANDSCAPE:
HITCHCOCK DESIGN GROUP
22 E Chicago Avenue
Suite 200A
Naperville, IL 60540

HEATING, VENTILATION, PLUMBING & FIRE PROTECTION:
BRIC PARTNERSHIP, LLC
100 E Washington Street
Suite 220
Belleville, IL 62220

TECH, DATA, & SECURITY:
SHEN MILSOM & WILKE
2 N Riverside Plaza
Suite 1460
Chicago, IL 60606

GEOTECH & ENVIRONMENT:
GSG CONSULTANTS, INC
2942 W VanBuren
Chicago, IL 60612

REMEDITATION DESIGN:
TROPICAL ENVIRONMENTAL, INC
1350 Chase Street
Algonquin, IL 60102

PE PROJECT No: 77550

PERKINS — EASTMAN
209 S LaSalle Street, Suite 400
Chicago, IL 60604
T. +1 312 755 1200
F. +1 312 755 1155

KEY PLAN:

State of Illinois
JB PRITZKER, GOVERNOR
Illinois Capital Development Board

SHEET TITLE:
DETAILS

PROJECT:
NEW NURSING HOME & DOMICILIARY
ILLINOIS VETERANS' HOME QUINCY
1707 NORTH 12 STREET
QUINCY, ADAMS COUNTY, ILLINOIS 62301

As Noted

PROJECT NO. 040-010-115
DATE: 11/11/2019
SHEET NO. **S-L002**
VOLUME: VOLUME 1 OF 4

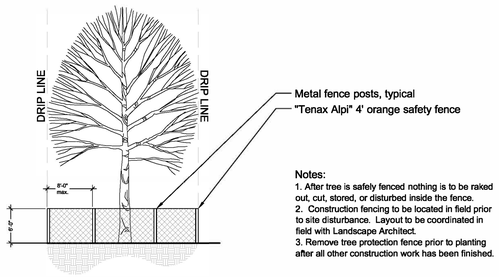

Notes:
1. After tree is safely fenced nothing is to be raked out, cut, stored, or disturbed inside the fence.
2. Construction fencing to be located in field prior to site disturbance. Layout to be coordinated in field with Landscape Architect.
3. Remove tree protection fence prior to planting after all other construction work has been finished.

Tree Protection Fence

NTS

d-tree protection

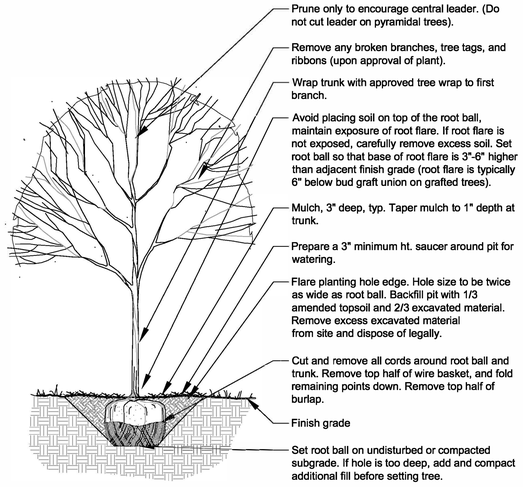

Deciduous Tree Planting

Scale: 1/2" = 1'-0"

d-plant-tree-dec

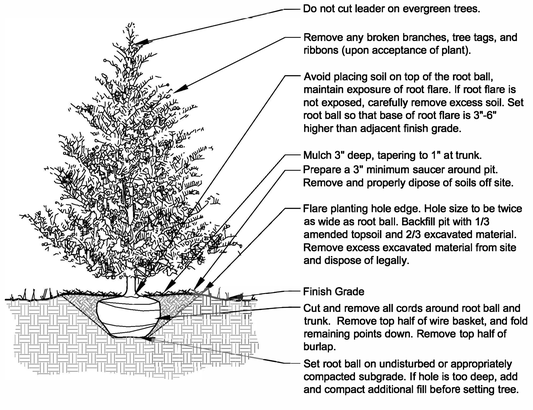

Evergreen Tree Planting

Scale: 1/2" = 1'-0"

d-plant-tree-ever

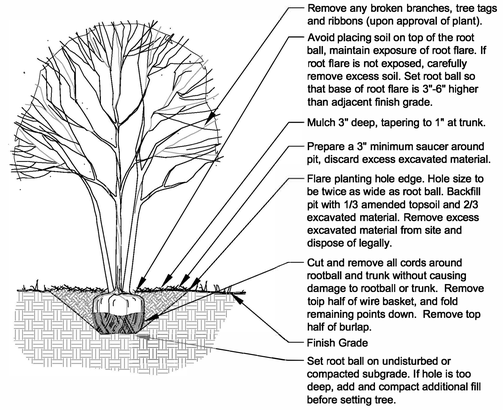

Ornamental Tree Planting

Scale: 1/2" = 1'-0"

d-plant-tree-orn

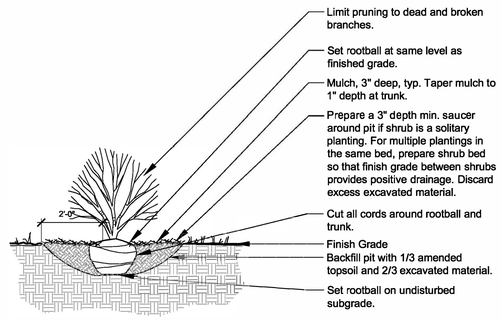

Shrub Planting

Scale: 1/2" = 1'-0"

d-plant-shrub

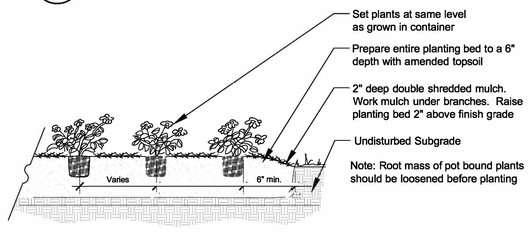

Note: Root mass of pot bound plants should be loosened before planting

Annual and Perennial Planting

Scale: 1/2" = 1'-0"

d-plant-tree-ever

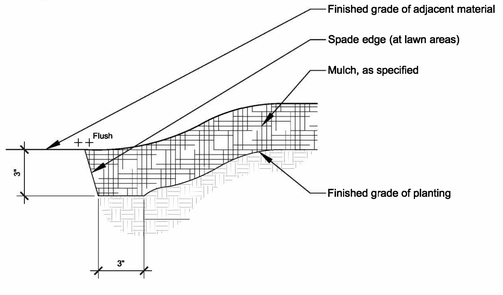

Planting Bed Edge

Scale: 3" = 1'-0"

d-planting bed edge

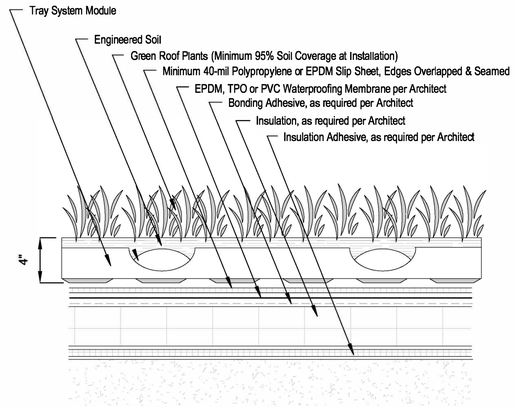

Green Roo fTra y

NTS

NO.	DATE	ISSUE

ISSUED FOR BRIDGING
NOT FOR CONSTRUCTION

Note: Design-Build Entity shall obtain and verify all dimensions and conditions at job site and be fully responsible for the same. Bridging drawings and narratives are provided for design intent. The design-build entity is responsible for the full design of a project that adheres to all, scope requirements, codes, state and federal regulations and guidelines.

CIVIL / SITE:
DAVID MASON + ASSOCIATES
464 N Milwaukee Avenue
Chicago, IL 60654

STRUCTURAL:
DAVID MASON + ASSOCIATES
464 N Milwaukee Avenue
Chicago, IL 60654

ELECTRICAL:
WEBB ENGINEERING SERVICES INC
1400 S 3rd Street
Suite 201
St Louis, MO 63104

FOOD & LAUNDRY SERVICE:
FOOD FACILITIES CONCEPTS, INC
110 Washington Avenue
Suite 302
Carnegie, PA 15106

HISTORIC PRESERVATION:
HPZS
213 W Institute Place
Suite 502
Chicago, IL 60610

LANDSCAPE:
HITCHCOCK DESIGN GROUP
22 E Chicago Avenue
Suite 200A
Naperville, IL 60540

HEATING, VENTILATION, PLUMBING & FIRE PROTECTION:
BRIC PARTNERSHIP, LLC
100 E Washington Street
Suite 220
Belleville, IL 62220

TECH, DATA, & SECURITY:
SHEM MILSOM & WILKE
2 N Riverside Plaza
Suite 1460
Chicago, IL 60606

GEOTECH & ENVIRONMENT:
GSG CONSULTANTS, INC
2942 W VanBuren
Chicago, IL 60612

REMEDITATION DESIGN:
TROPICAL ENVIRONMENTAL, INC
1350 Chase Street
Algonquin, IL 60102

PE PROJECT No: 77550

PERKINS — EASTMAN
200 S LaSalle Street, Suite 400
Chicago, IL 60604
T. +1 312 755 1200
F. +1 312 755 1155

KEY PLAN:

Capital Development Board
Building a Better Illinois

State of Illinois

JB PRITZKER, GOVERNOR
Illinois Capital Development Board

SHEET TITLE:
DETAILS

PROJECT:
NEW NURSING HOME & DOMICILIARY
ILLINOIS VETERANS' HOME QUINCY
1707 NORTH 12 STREET
QUINCY, ADAMS COUNTY, ILLINOIS 62301

As Noted

PROJECT NO. 040-010-115
DATE: 11/11/2019
SHEET NO. **S-L003**
VOLUME: VOLUME 1 OF 4

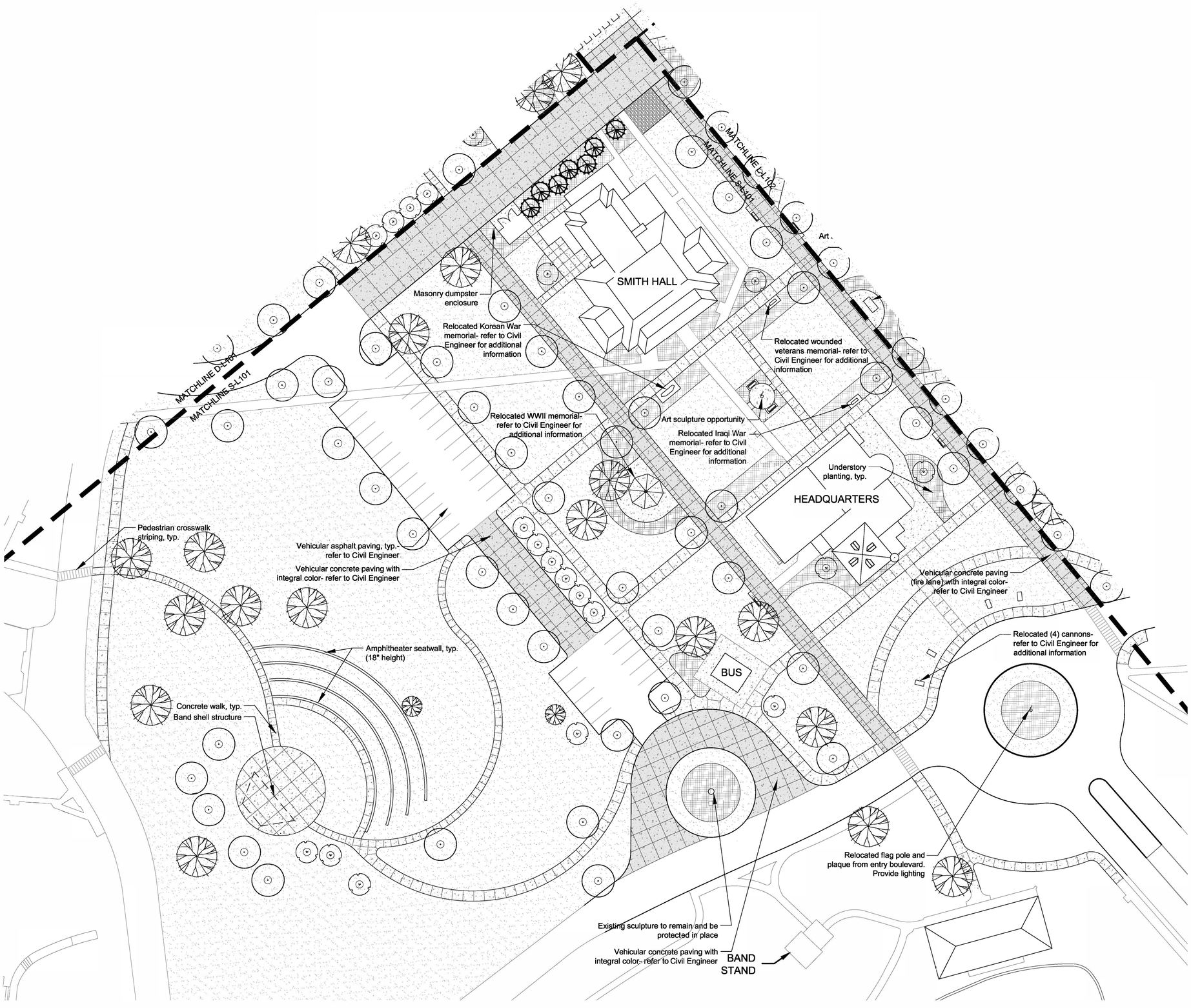

LAYOUT NOTES

1. Contractor responsible for field layout of all new improvements.
2. Contractor responsible to coordinate work in order to obtain approval of all layout by Owners Representative prior to construction.
3. All curves and radii to be smooth and not segmented.
4. Place control and expansion joints as shown on plans and details for all curbs, walks, walls, steps, and concrete paving. Where joints are not shown, place control joints a maximum of 10 feet on center, expansion joints a maximum of 30 feet on center, and between all separate pours.
5. Courtyard gardens at the Long Term Care Building and the Domiciliary are to receive sawcut control joints in lieu of tooled control joints.

LAYOUT LEGEND

- Concrete Flatwork Integral Color
- Concrete Flatwork
- Decomposed Granite
- Putting Green (Artificial Turf)

PLANTING NOTES

1. Seed limit line is approximate. Seed to limits of grading and disturbance. Contractor responsible for restoration of any unauthorized disruption outside of designated construction area.
2. Contractor responsible for erosion control in all seeded areas.
3. Tree mulch rings in turf areas are 5 foot diameter, typical. Contractor shall provide a mulch ring around all existing trees within the limit of work. Remove all existing grass from area to be mulched and provide a typical v-trench edge.
4. Bedlines are to be spade cut to a minimum depth of 3 inches unless otherwise shown on the plans. Curved bedlines are to be smooth and not segmented.
5. Do not locate plants within 10' of utility structures, or within 5' horizontally of underground utility lines unless otherwise shown on the plans. Consult with Landscape Architect if these conditions exist.
6. Refer to Architecture drawings for green roof planting limits. Green roof system to be an extensive pre-vegetated tray system (2 $\frac{1}{2}$"-4" thick).
7. Plant material selections shall be drought-tolerant, predominately native, and appropriate for the plant hardiness zone where the project is located. No automatic sprinkler system is to be used.
8. Turf areas are to receive 6" depth of topsoil. Planting bed areas are to receive 12" depth topsoil. Refer to specifications for topsoil requirements.

PLANTING LEGEND

- Shade Tree (3" caliper), typical.
- Ornamental Tree (6' height), typical.
- Evergreen Tree (6' height), typical.
- Existing tree to be preserved, typical.
- Turf Seed
- Understory Plantings (combination of deciduous and evergreen shrubs, perennials, and groundcover)
- Native Seed and Plug Mix (bioswale)

NO.	DATE	ISSUE

ISSUED FOR BRIDGING
NOT FOR CONSTRUCTION

Note: Design-Build Entity shall obtain and verify all dimensions and conditions at job site and be fully responsible for the same. Bridging drawings and narratives are provided for design intent. The design-build entity is responsible for the full design of a project that adheres to all, scope requirements, codes, state and federal regulations and guidelines.

CIVIL / SITE:
DAVID MASON + ASSOCIATES
464 N Milwaukee Avenue
Chicago, IL 60654

STRUCTURAL:
DAVID MASON + ASSOCIATES
464 N Milwaukee Avenue
Chicago, IL 60654

ELECTRICAL:
WEBB ENGINEERING SERVICES INC
1400 S 3rd Street
Suite 201
St Louis, MO 63104

FOOD & LAUNDRY SERVICE:
FOOD FACILITIES CONCEPTS, INC
110 Washington Avenue
Suite 302
Carnegie, PA 15106

HISTORIC PRESERVATION:
HPZS
213 W Institute Place
Suite 502
Chicago, IL 60610

LANDSCAPE:
HITCHCOCK DESIGN GROUP
22 E Chicago Avenue
Suite 200A
Naperville, IL 60540

HEATING, VENTILATION, PLUMBING & FIRE PROTECTION:
BRIC PARTNERSHIP, LLC
100 E Washington Street
Suite 220
Belleville, IL 62220

TECH, DATA, & SECURITY:
SHEN MILSOM & WILKE
2 N Riverside Plaza
Suite 1460
Chicago, IL 60606

GEOTECH & ENVIRONMENT:
GSG CONSULTANTS, INC
2942 W VanBuren
Chicago, IL 60612

REMEDITATION DESIGN:
TROPICAL ENVIRONMENTAL, INC
1350 Chase Street
Algonquin, IL 60102

PE PROJECT No: 77550

PERKINS — EASTMAN
209 S LaSalle Street, Suite 400
Chicago, IL 60604
T. +1 312 755 1200
F. +1 312 755 1155

KEY PLAN:

N

State of Illinois

JB PRITZKER, GOVERNOR
Illinois Capital Development Board

SHEET TITLE:
CAMPUS GREEN LANDSCAPE PLAN

PROJECT:
NEW NURSING HOME & DOMICILIARY
ILLINOIS VETERANS' HOME QUINCY
1707 NORTH 12 STREET
QUINCY, ADAMS COUNTY, ILLINOIS 62301

0' 15' 30' 60' 90'
SCALE : 1" = 30'-0"

PROJECT NO. 040-010-115
DATE: 11/11/2019
SHEET NO. **S-L101**
VOLUME: VOLUME 1 OF 4

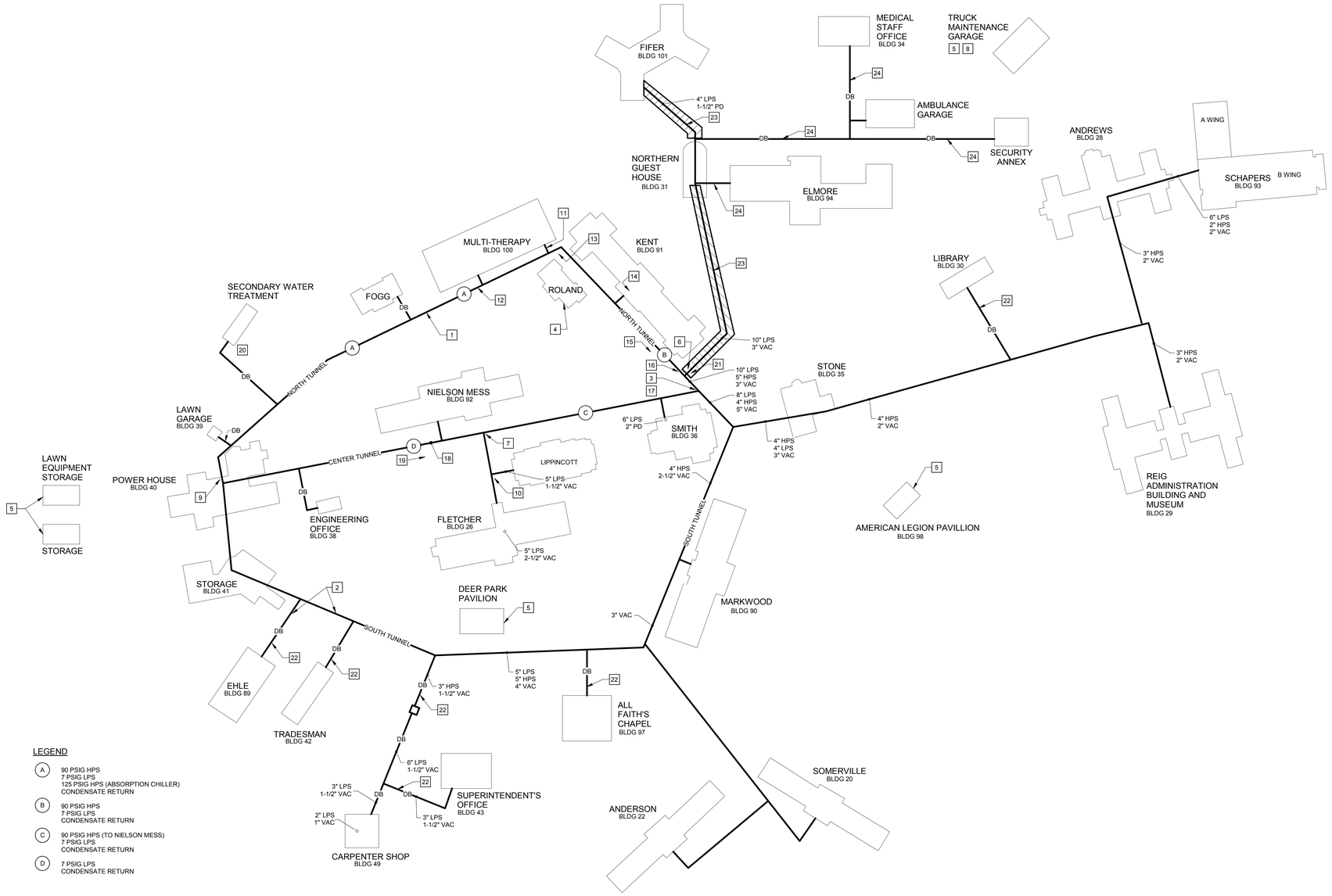

LEGEND

- (A) 90 PSIG HPS
  7 PSIG LPS
  125 PSIG HPS (ABSORPTION CHILLER)
  CONDENSATE RETURN
- (B) 90 PSIG HPS
  7 PSIG LPS
  CONDENSATE RETURN
- (C) 90 PSIG HPS (TO NIELSON MESS)
  7 PSIG LPS
  CONDENSATE RETURN
- (D) 7 PSIG LPS
  CONDENSATE RETURN

GENERAL NOTE:

1. REFER TO CIVIL SITE SERIES DRAWINGS FOR EXTENT OF TUNNEL DEMOLITION.

KEYED NOTES

1. 125 PSIG (HPS) DROPS OFF AT MULTI-THERAPY TO FEED ABSORBERS. 90 PSIG (HPS) CONTINUES ON PAST KENT TIEING INTO HPS IN SOUTH TUNNEL AND TEES AT SMITH PROVIDING HPS TO NIELSEN VIA CENTER TUNNEL. REFER PHOTO "AT INTERSECTION OF NORTH TUNNEL, CENTER TUNNEL AND SOUTH TUNNEL, STANDING IN CENTER TUNNEL, LOOKING SOUTHEAST."
2. 250 PSI FEEDS EHLE LAUNDRY ONLY. LPS (7PSI) AND HPS (90 PSI) CONTINUE ON.
3. REFER PHOTO "AT INTERSECTION OF NORTH TUNNEL, CENTER TUNNEL AND SOUTH TUNNEL, STANDING IN CENTER TUNNEL, LOOKING SOUTHEAST."
4. LOCATION OF ROLAND; THIS BUILDING HAS BEEN DEMOLISHED; WAS CONNECTED BY DIRECT BURIED PIPE.
5. NOT CONNECTED TO STEAM SYSTEM.
6. LPS (7PSI) AND CONDENSATE RETURN TO N. GUEST HOUSE IN TUNNEL. REFER TO PHOTO "STEAM SERVICE IN TUNNEL TO NORTHERN GUEST HOUSE".
7. REFER PHOTOS "TAKE-OFFS AT LOOPED EXPANSION JOINT, STANDING IN BRANCH TUNNEL TO FLETCHER/LIPPINCOTT, LOOKING TOWARDS CENTER TUNNEL" AND "STANDING IN CENTER TUNNEL LOOKING TOWARDS FLETCHER".
8. GARAGE HAS GAS FIRED RADIANT HEAT.
9. REFER PHOTOS, "LEFT HAND SIDE OF ENTRANCE TO NORTH TUNNEL", "RIGHT HAND SIDE OF ENTRANCE TO NORTH TUNNEL" AND "IMMEDIATELY AFTER ENTRANCE OF NORTH TUNNEL, LOOKING NORTHEAST".
10. REFER PHOTO "TAKE-OFF TO LIPPENCOTT, LOOKING SOUTHEAST.
11. 125 PSIG HPS TURNS INTO ABSORBTION CHILLER PLANT AND DOES NOT CONTINUE PAST THIS POINT. REFER PHOTO "IN NORTH TUNNEL, LOOKING NORTHWEST TOWARDS 125 PSIG HPS TURN INTO ABSORBTION CHILLER PLANT AT MULTI-THERAPY".
12. 90 PSIG HPS TEES INTO MULTI-THERAPY AND CONTINUES IN TUNNEL. REFER PHOTO "IN NORTH TUNNEL, LOOKING SOUTHEAST TOWARDS 90 PSIG TAKE-OFF TO MULTI-THERAPY".
13. IN NORTH TUNNEL, LOOKING AT TURN IN TUNNEL TO NORTHWEST. REFER TO PHOTO "IN NORTH TUNNEL, LOOKING AT TURN IN TUNNEL TO NORTHWEST".
14. IN NORTH TUNNEL, LOOKING SOUTH AT BRANCH PIPING TO KENT. REFER TO PHOTO WITH SAME TITLE. REFER ALSO TO PHOTO TITLED "IN NORTH TUNNEL, LOOKING NORTHEAST AT BRANCH PIPING TO KENT".
15. REFER TO PHOTO TITLED "IN NORTH TUNNEL, LOOKING SOUTH".
16. 7 PSIG LPS PIPE ENLARGES AT BRANCH TO NORTHERN GUEST HOUSE. REFER TO PHOTO WITH SIMILAR TITLE.
17. IN NORTH TUNNEL LOOKING SOUTH BEFORE CONNECTION TO CENTRAL TUNNEL. REFER TO PHOTO WITH SAME TITLE.
18. IN CENTER TUNNEL, LOOKING SOUTH AT END OF 90 PSIG HPS PIPE. REFER TO PHOTO WITH SAME TITLE.
19. IN CENTER TUNNEL, LOOKING SOUTHEAST AT 90 PSIG HPS AND 7 PSIG LPS BRANCH PIPING TO NIELSON. REFER TO PHOTO WITH SAME TITLE.
20. STEAM SERVICE STILL EXISTS TO SECONDARY WATER TREATMENT BUT STEAM IS NOT CONSUMED IN THIS BUILDING.
21. AT AROUND NORTHERN GUEST HOUSE, 90 PSIG HPS CROSSES OVER AND JUMPS ON TOP OF 7 PSIG LPS; BOTH STEAM AND CONDENSATE ARE NOW ON EAST WALL OF TUNNEL.
22. EXISTING DIRECT BURIED PIPING TO BE REPLACED.
23. EXISTING TUNNEL AND STEAM AND CONDENSATE PIPING TO BE DEMOLISHED.
24. EXISTING DIRECT BURIED STEAM AND CONDENSATE PIPING TO BE REMOVED IN ORDER TO DEMOLISH BUILDING.

EXISTING STEAM DISTRIBUTION SYSTEM SCHEMATIC

NTS

NO.	DATE	ISSUE

ISSUED FOR BRIDGING
NOT FOR CONSTRUCTION

Note: Design-Build Entity shall obtain and verify all dimensions and conditions at job site and be fully responsible for the same. Bridging drawings and narratives are provided for design intent. The design-build entity is responsible for the full design of a project that adheres to all, scope requirements, codes, state and federal regulations and guidelines.

CIVIL / SITE:
DAVID MASON + ASSOCIATES
464 N Milwaukee Avenue
Chicago, IL 60654

STRUCTURAL:
DAVID MASON + ASSOCIATES
464 N Milwaukee Avenue
Chicago, IL 60654

ELECTRICAL:
WEBB ENGINEERING SERVICES INC
1400 S 3rd Street
Suite 201
St Louis, MO 63104

FOOD & LAUNDRY SERVICE:
FOOD FACILITIES CONCEPTS, INC
110 Washington Avenue
Suite 302
Carnegie, PA 15106

HISTORIC PRESERVATION:
HPZS
213 W Institute Place
Suite 502
Chicago, IL 60610

LANDSCAPE:
HITCHCOCK DESIGN GROUP
22 E Chicago Avenue
Suite 200A
Naperville, IL 60540

HEATING, VENTILATION, PLUMBING & FIRE PROTECTION:
BRIC PARTNERSHIP, LLC
100 E Washington Street
Suite 220
Belleville, IL 62220

TECH, DATA, & SECURITY:
SHEN MILSOM & WILKE
2 N Riverside Plaza
Suite 1460
Chicago, IL 60606

GEOTECH & ENVIRONMENT:
GSG CONSULTANTS, INC
2942 W VanBuren
Chicago, IL 60612

REMEDITATION DESIGN:
TROPICAL ENVIRONMENTAL, INC
1350 Chase Street,
Algonquin, IL 60102

PE PROJECT No: 2313-01

PERKINS — EASTMAN
209 S LaSalle Street, Suite 400
Chicago, IL 60604
T. +1 312 755 1200
F. +1 312 755 1155

KEY PLAN:

Capital Development Board
Building a Better Illinois

State of Illinois
JB PRITZKER, GOVERNOR
Illinois Capital Development Board

SHEET TITLE:
EXISTING STEAM DISTRIBUTION SYSTEM SCHEMATIC

PROJECT:
NEW NURSING HOME & DOMICILIARY
ILLINOIS VETERANS' HOME QUINCY
1707 NORTH 12 STREET
QUINCY, ADAMS COUNTY, ILLINOIS 62301

PROJECT NO. 040-010-115
DATE: 11/11/19
SHEET NO. **SM101**
VOLUME: VOLUME 03 OF 4



AT INTERSECTION OF NORTH TUNNEL, CENTER TUNNEL AND SOUTH TUNNEL, STANDING IN CENTER TUNNEL, LOOKING SOUTHEAST

LEGEND

LPS – LOW PRESSURE STEAM
DHWS (A) – ABANDONED DOMESTIC HOT WATER SUPPLY
DHWR (A) – ABANDONED DOMESTIC HOT WATER RETURN
CR – CONDENSATE RETURN
HPS – HIGH PRESSURE STEAM
RHS – RIGHT HAND SIDE (STANDING AT THE BOILER HOUSE, FACING THE TUNNEL SYSTEM)
LHS – LEFT HAND SIDE (STANDING AT THE BOILER HOUSE, FACING THE TUNNEL SYSTEM)

STEAM SERVICE IN TUNNEL TO NORTHERN GUEST HOUSE



TAKE-OFFS AT LOOPED EXPANSION JOINT, STANDING IN BRANCH TUNNEL TO FLETCHER/LIPPINCOTT, LOOKING TOWARDS CENTER TUNNEL

STANDING IN CENTER TUNNEL LOOKING TOWARDS FLETCHER

TAKE OFF TO LIPPINCOTT, LOOKING SOUTHEAST



LHS OF ENTRANCE TO NORTH TUNNEL



RHS OF ENTRANCE TO NORTH TUNNEL



IMMEDIATELY AFTER ENTRANCE OF NORTH TUNNEL LOOKING NORTHEAST

IN NORTH TUNNEL, LOOKING NORTHWEST TOWARDS 125 PSIG HPS TURN INTO ABSORPTION CHILLER PLANT AT MULTI-THERAPY



IN NORTH TUNNEL, LOOKING SOUTHEAST TOWARDS 90 PSIG TAKE OFF TO MULTI-THERAPY



IN NORTH TUNNEL, LOOKING AT TURN IN TUNNEL TO NORTHWEST



IN NORTH TUNNEL, LOOKING SOUTH AT BRANCH PIPING TO KENT



IN NORTH TUNNEL, LOOKING NORTHEAST AT BRANCH PIPING TO KENT

IN NORTH TUNNEL, LOOKING SOUTH

LPS ENLARGES AT BRANCH TO NORTHERN GUEST HOUSE



IN NORTH TUNNEL, LOOKING SOUTH BEFORE CONNECTION TO CENTER TUNNEL



IN CENTER TUNNEL, LOOKING SOUTH AT END OF 90 PSIG HPS PIPE



IN CENTER TUNNEL, LOOKING SOUTHEAST AT 90 PSIG AND 7 PSIG BRANCH PIPING TO NIELSON

NO.	DATE	ISSUE

ISSUED FOR BRIDGING NOT FOR CONSTRUCTION

Note: Design-Build Entity shall obtain and verify all dimensions and conditions at job site and be fully responsible for the same. Bridging drawings and narratives are provided for design intent. The design-build entity is responsible for the full design of a project that adheres to all, scope requirements, codes, state and federal regulations and guidelines.

CIVIL / SITE:
DAVID MASON + ASSOCIATES
464 N Milwaukee Avenue
Chicago, IL 60654

STRUCTURAL:
DAVID MASON + ASSOCIATES
464 N Milwaukee Avenue
Chicago, IL 60654

ELECTRICAL:
WEBB ENGINEERING SERVICES INC
1400 S 3rd Street
Suite 201
St Louis, MO 63104

FOOD & LAUNDRY SERVICE:
FOOD FACILITIES CONCEPTS, INC
110 Washington Avenue
Suite 302
Carnegie, PA 15106

HISTORIC PRESERVATION:
HPZS
213 W Institute Place
Suite 502
Chicago, IL 60610

LANDSCAPE:
HITCHCOCK DESIGN GROUP
22 E Chicago Avenue
Suite 200A
Naperville, IL 60540

HEATING, VENTILATION, PLUMBING & FIRE PROTECTION:
BRIC PARTNERSHIP, LLC
100 E Washington Street
Suite 220
Belleville, IL 62220

TECH, DATA, & SECURITY:
SHEN MILSOM & WILKE
2 N Riverside Plaza
Suite 1460
Chicago, IL 60606

GEOTECH & ENVIRONMENT:
GSG CONSULTANTS, INC
2942 W VanBuren
Chicago, IL 60612

REMEDITATION DESIGN:
TROPICAL ENVIRONMENTAL, INC
1350 Chase Street
Algonquin, IL 60102

PE PROJECT No: 2313-01

PERKINS — EASTMAN
209 S LaSalle Street, Suite 400
Chicago, IL 60604
T. +1 312 755 1200
F. +1 312 755 1155

KEY PLAN:

State of Illinois
JB PRITZKER, GOVERNOR
Illinois Capital Development Board

SHEET TITLE:
EXISTING STEAM DISTRIBUTION SYSTEM PICTURES

PROJECT:
NEW NURSING HOME & DOMICILIARY
ILLINOIS VETERANS' HOME QUINCY
1707 NORTH 12 STREET
QUINCY, ADAMS COUNTY, ILLINOIS 62301

PROJECT NO. 040-010-115
DATE: 11/11/19
SHEET NO. **SM102**
VOLUME: VOLUME 03 OF 4

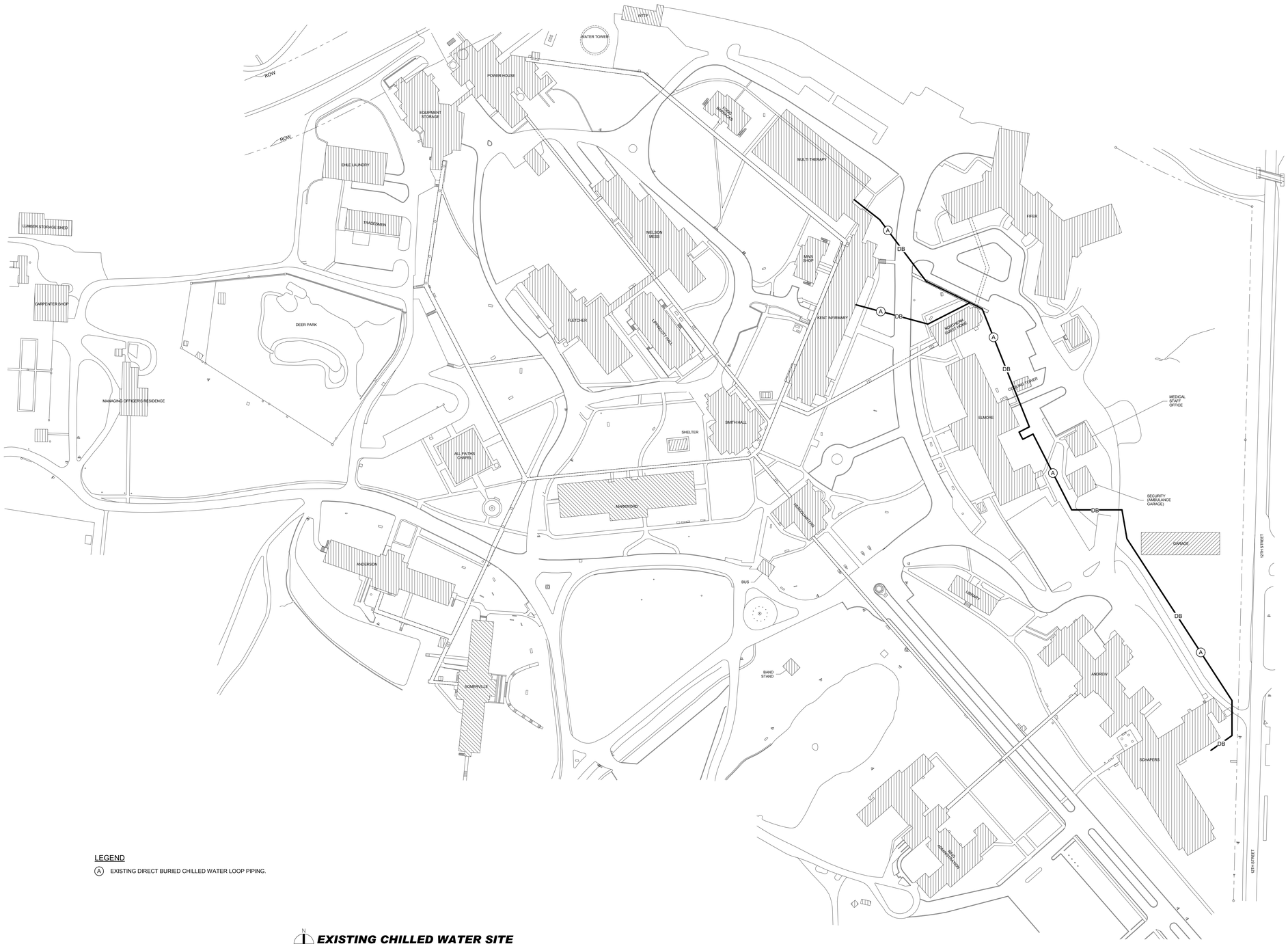

KEYED NOTES

1 -

LEGEND

(A) EXISTING DIRECT BURIED CHILLED WATER LOOP PIPING.

N

EXISTING CHILLED WATER SITE

SCALE: 1"=80'-0"

NO.	DATE	ISSUE

ISSUED FOR BRIDGING
NOT FOR CONSTRUCTION

Note: Design-Build Entity shall obtain and verify all dimensions and conditions at job site and be fully responsible for the same. Bridging drawings and narratives are provided for design intent. The design-build entity is responsible for the full design of a project that adheres to all, scope requirements, codes, state and federal regulations and guidelines.

CIVIL / SITE:
DAVID MASON + ASSOCIATES
464 N Milwaukee Avenue
Chicago, IL 60654

STRUCTURAL:
DAVID MASON + ASSOCIATES
464 N Milwaukee Avenue
Chicago, IL 60654

ELECTRICAL:
WEBB ENGINEERING SERVICES INC
1400 S 3rd Street
Suite 201
St Louis, MO 63104

FOOD & LAUNDRY SERVICE:
FOOD FACILITIES CONCEPTS, INC
110 Washington Avenue
Suite 302
Carnegie, PA 15106

HISTORIC PRESERVATION:
HPZS
213 W Institute Place
Suite 502
Chicago, IL 60610

LANDSCAPE:
HITCHCOCK DESIGN GROUP
22 E Chicago Avenue
Suite 200A
Naperville, IL 60540

HEATING, VENTILATION, PLUMBING & FIRE PROTECTION:
BRIC PARTNERSHIP, LLC
100 E Washington Street
Suite 220
Belleville, IL 62220

TECH, DATA, & SECURITY:
SHEN MILSOM & WILKE
2 N Riverside Plaza
Suite 1460
Chicago, IL 60606

GEOTECH & ENVIRONMENT:
GSG CONSULTANTS, INC
2942 W VanBuren
Chicago, IL 60612

REMEDITATION DESIGN:
TROPICAL ENVIRONMENTAL, INC
1350 Chase Street
Algonquin, IL 60102

PE PROJECT No: 2313-01

PERKINS — EASTMAN
209 S LaSalle Street, Suite 400
Chicago, IL 60604
T. +1 312 755 1200
F. +1 312 755 1155

KEY PLAN:

N

Capital Development Board
Building a Better Illinois

State of Illinois

JB PRITZKER, GOVERNOR
Illinois Capital Development Board

SHEET TITLE:
EXISTING CHWS DISTRIBUTION SYSTEM SCHEMATIC

PROJECT:
NEW NURSING HOME & DOMICILIARY
ILLINOIS VETERANS' HOME QUINCY
1707 NORTH 12 STREET
QUINCY, ADAMS COUNTY, ILLINOIS 62301

PROJECT NO. 040-010-115

DATE: 11/11/19

SHEET NO. **SM103**

VOLUME: VOLUME 03 OF 4

SHEET LIST	
SHEET NUMBER	SHEET NAME
S-E000	GENERAL NOTES, SYMBOLS AND ABBREVIATIONS
S-E101	MEDIUM VOLTAGE LOOP SITE PLAN
S-E102	MEDIUM VOLTAGE SINGLE LINE DIAGRAM
S-E103	SINGLE LINE DIAGRAM ALL BUILDING RISER

GENERAL NOTES (ALL SHEETS)

1. ALL WORK SHALL COMPLY WITH THE NATIONAL ELECTRICAL CODE AND LOCAL AMEREN STANDARD PRACTICE.
2. DBE SHALL BE RESPONSIBLE FOR THE COMPLETE MV VOLTAGE DISTRIBUTION SYSTEM. DBE SHALL PROVIDE ALL LABOR, MATERIAL, TOOLS AND SERVICE.
3. MV VOLTAGE WORK INCLUDE BUT NOT LIMITED TO SWITCHGEAR, SWITCHES, DUCT BANK SYSTEM, TRANSFORMERS AND INSTALLATION OF ALL THE EQUIPMENT AS PER LOCAL AMEREN CODE AND NEC. DBE TO PROVIDE UTILITY GRADE EQUIPMENTS. DBE TO LOCATE EXISTING UTILITY BEFORE COMMENCING WORK. DAMAGED TO ANY UTILITY OR SITE OR OWNER PROPERTY SHALL BE REPAIRED OR REPLACED AT NO EXTRA COST TO THE OWNER. REPAIR OR REPLACEMENT WILL BE BASED ON THE DISCRETION OF OWNER.
4. DBE SHALL PROVIDE GROUNDING FOR ALL SWITCHES, SWITCHGEAR AND TRANSFORMERS AS PER AMEREN. DBE TO PROVIDE EQUIPMENT GROUNDING IN MV LOOP SYSTEM.
5. DBE SHALL COORDINATE WITH AMEREN FOR THE MANUAL TRANSFER SWITCH INSTALLATION, MTC WILL BE OWNED, INSTALLED OPERATED BY AMEREN. DBE TO PROVIDE 4" PVC CONDUIT FROM MTC TO MV SWITCHGEAR FOR AMEREN PROVIDED CONDUCTORS. AMEREN WILL BE RESPONSIBLE FOR THE MAIN CONNECTIONS TO SWICHGEAR. AMEEN WILL BE RESPONSIBLE FOR THE GROUNDING AND PAD MOUNT OF MTC.
6. DBE TO PROVIDE DUCT BANK SYSTEM FOR MV AND LV CONDCUTORS AND COMMUNICATION CABLES. THERE SHALL BE 2 SCHD 40 PIPE FOR MV CONDCUTOR AND 4 PVC SCHD 40 FOR COMMUNICATION CABLES. PROVIDE INTER DUCT SEPARATORS IN COMMUNICATION DUCTS. LV CONDUCTORS DUCT SYSTEM SHALL BE DESIGN AS PER THE TRANSFORMER SIZE. MV LOOP SYSTEM AND LV DUCT SYSTEM SHOWN ON SHEET S-E101 DOESNT SPECIFY EXACT LOCATION AND LAYOUT. DBE TO FIELD VERIFY AND COORDINATE WITH CIVIL FOR LOCATION, LAYOUT AND EXACT DEPTH OF DUCT SYSTEM AND SWITCHES. DBE TO RESTORE THE AREAS DISTURBED BY EXCAVATION, RESTORATION INCLUDES BUT NOT LIMITED TO SAME FERTILE SOIL, BACKFILL AND GRASS COVERS. COORDINATE WITH OWNER FOR RESTORATION
7. DBE TO PROVIDE DUCT BANK SYSTEM FOR SECONDARY CONDUCTORS TO BUILDINGS INCLUDING LONG TERM CARE AND DOMICILIARY. DBE SHALL ALSO PROVIDE CONDUCTORS AND CONNECTIONS TO NEW SWITCHGEAR IN EACH BUILDING. SEE SHEET S-E103 FOR MORE DETAILS. DUCT BANK SYSTEM FOR EACH BUILDING WILL BE DESIGN AS PER CONDUCTOR SIZE.
8. DBE TO PROVIDE DUCT BANK SYSTEM FROM SWITCHES TO TRANSFORMER PRIMARY. DBE SHALL BE RESPONSIBLE FOR THE CONDUCTORS. DUCT BANK SYSTEM SHALL INCLUDE TWO 5" SCHEDULE 40 PIPE.
9. DBE TO PROVIDE BONDING TO ALL METALLIC CONDUITS AND BUSHING AS PER AMEREN AND NEC.
10. DBE SHALL PROVIDE TRANSFORMER AND SWITCHES CONCRETE PADS AS PER MANUFACTURER.
11. DBE TO INSTALL PULL LINE IN CONDUITS, SEAL ENDS AND MARK LOCATIONS ABOVE GROUND WITH STAKES. DBE TO COORDINATE THE DUCT BANK SYSTEM WITH CIVIL UTILITY CORRIDORS WHERE POSSIBLE.
12. DBE TO PROVIDE MANHOLES AS PER THE STANDARD DESIGN AND FINAL DUCT LAYOUT. THE SIDE WALL PRESSURE ON CONDUCTOR SHALL NOT BE ABOVE 1000 LBS. COORDINATE WITH CABLE MANUFACTURER FOR TENSION ON CABLE. PROVIDE MEANS TO REDUCE COEFFICIENT OF FRICTION AND SIDE WALL PRESSURE NEAR BENDS. DBE TO INSTALL CABLE AS PER MANUFACTURER SPECIFICATION AND RESTRICTIONS.
13. DBE TO COORDINATE WITH IT DRAWINGS FOR THE IT HAND HOLES AND DUCT REQUIREMENTS. PROVIDE COMPLETE LOW VOLTAGE HAND HOLE SYSTEM.
14. DBE TO SELECT FUSES AND EQUIPMENT AS PER OVERALL SYSTEM COORDINATION STUDY.
15. DBE TO COORDINATE WITH OWNER FOR THE LOCATION OF LOOP BREAKS IN SWITCH.
16. DBE TO COORDINATE WITH OWNER AND PRESENT A PLAN FOR THE SWITCHING OF 2400V SYSTEM TO 12.47KV SYSTEM. PROVIDE NOTICE AND TAKE APPROVAL FEW WEEKS EARLIER BEFORE COMMENCING THE WORK. COORDINATE WITH LOCAL AMEREN. WORK NEEDS TO BE DONE TO CAUSE LEAST DISCONTINUITY AND MINIMUM DOWN TIME. PROVIDE SEPARATE TEMPORARY POWER SOURCE TO BUILDINGS FOR THE PERIOD OF OUTAGE. DBE PROVIDED GENERATE CAN BE A APPROVED POWER SOURCE, COORDINATE WITH OWNER.
17. OWNER HAS THE FIRST RIGHT ON ALL THE DEMOLISHED EQUIPMENT. IN CASE OWNER REFUSED OWNERSHIP OF EQUIPMENTS THEN IT SHALL BE DBE RESPONSIBILITY TO REMOVE FROM THE PROPERTY AND SHALL BE DISPOSED AS PER LOCAL CODES.
18. DBE RESPONSIBILITY TO TO CREATE SAFE ZONES WITH THE APPROVAL OF OWNER. WORK SHALL BE DONE IN ORDE TO CREAT LEAST DISTURBANCE ON SITE. NOISE LEVELS SHALL BE MAINTAINED AS PER THE OWNER. DBE RESPONSIBILITY TO BRING ALL THE ELEMENTS OF NECESSITIES REQUIRED FOR WORKERS INCLUDING TOILETS, WATER TANK AND GARBAGE BOXES.
19. DBE TO INSTALL AND PROVIDE POWER AND STARTER/DISCONNECT FOR SUMP PUMP INSTALLED IN MANHOLES. USE POWER DISTRIBUTION FROM NEARBY BUILDINGS.
20. DBE SHALL BE RESPONSIBLE FOR THE DEMOLITION OF EXISTING ELECTRICAL DISTRIBUTION IN ALL BUILDING.

GENERAL NOTES - SITE LIGHTING

1. ALL SITE LIGHTING CONDUCTORS SHALL BE THHN-2, 600V. DBE TO PROVIDE GROUNDING CONDUCTORS WITH EACH CIRCUIT AND SHALL PROVIDE BONDING TO POLES METAL PARTS. SITE LIGHTING WILL BE SERVED FROM NEARBY BUILDING DISTRIBUTION SYSTEM WITH 480 / 277 VOLT DISTRIBUTION.
2. DBE TO PROVIDE UNDERGROUND PVC SCH 40. DBE TO PROVIDE RGS HEAVY WALL CONDUITS FOR ALL HOME RUNS TO A POINT 6 FEET FROM BUILDING LINE. PROVIDE PVC-STEEL AND STEEL TO PVC ADAPTERS. ALL TERMINATIONS ABOVE GRADE SHALL BE RGS HEAVY WALL. ALL CONDUITS SHALL BE INSTALLED 24 INCHES BELOW GRADE. DBE TO PROVIDE DETECTABLE WARNING TAPE WITH METAL DETECTABLE POLYESTER, 12 INCHES ABOVE CONDUITS INSTALLATION. DBE TO SEAL ALL THE CONDUITS ENTERING AND LEAVING THE BUILDINGS WITH WATER TIGHT SEALANT.
3. DBE SHALL REFER TO LANDSCAPE LIGHTING NARRATIVE AND DRAWINGS FOR THE REQUIREMENTS AND SCOPE OF WORK FOR SITE LIGHTING. DBE TO PROVIDE ALL MATERIAL, SERVICES AND TOOL INCLUDED BUT NOT LIMITED TO LIGHTS, POLES, POWER, SITE LIGHTING CONTROLS, CONDUITS. DBE TO PRODUCE PHOTOMETRIC. DBE TO FOLLOW LEED GUIDELINES FOR THE GLARE AND UPLIGHT/LIGHT POLLUTION.
4. DBE TO PROVIDE LIGHTING POLES CERTIFIED BY POLE MANUFACTURERS. POLES SHALL ALSO BE PASSED BY DBE STRUCTURAL ENGINEERS AND CIVIL ENGINEERS BEFORE INSTALLATION. POLES SHALL BE CAPABLE OF WITHSTANDING LOCAL STORM CONDITIONS AND SAFETY FACTORS OF 1.35.
5. DBE TO VERIFY BOLT CIRCLE TEMPLATE WITH MANUFACTURER FOR EACH LIGHT STANDARD TYPE PRIOR WORK. INCREASE FOUNDATION DIAMETER AS REQUIRED IN ORDER TO ACCOMMODATE BASE COVER ON TOP OF THE FOUNDATION WITH AT LEAST 4" FROM BASE COVER CORNER TO THE EDGE OD FOUNDATION.
6. OWNER HAS THE FIRST RIGHT ON ALL THE DEMOLISHED EQUIPMENT. IN CASE OWNER REFUSED OWNERSHIP OF EQUIPMENTS THEN IT SHALL BE DBE RESPONSIBILITY TO REMOVE FROM THE PROPERTY AND SHALL BE DISPOSED AS PER LOCAL CODES.
7. DBE RESPONSIBILITY TO TO CREATE SAFE ZONES WITH THE APPROVAL OF OWNER. WORK SHALL BE DONE IN ORDER TO CREATE LEAST DISTURBANCE ON SITE. NOISE LEVELS SHALL BE MAINTAINED AS PER THE OWNER. DBE RESPONSIBILITY TO BRING ALL THE ELEMENTS OF NECESSITIES REQUIRED FOR WORKERS INCLUDING TOILETS, WATER TANK AND GARBAGE BOXES.
8. DBE TO FIELD VERIFY AND COORDINATE WITH CIVIL FOR LOCATION, LAYOUT AND EXACT DEPTH OF DUCT SYSTEM AND SWITCHES. DBE TO RESTORE THE AREAS DISTURBED BY EXCAVATION, RESTORATION INCLUDES BUT NOT LIMITED TO SAME FERTILE SOIL, BACKFILL AND GRASS COVERS. COORDINATE WITH OWNER FOR RESTORATION.
9. DBE TO PROVIDE UTILITY GRADE EQUIPMENTS. DBE TO LOCATE EXISTING UTILITY BEFORE COMMENCING WORK. DAMAGED TO ANY UTILITY OR SITE OR OWNER PROPERTY SHALL BE REPAIRED OR REPLACED AT NO EXTRA COST TO THE OWNER. REPAIR OR REPLACEMENT WILL BE BASED ON THE DISCRETION OF OWNER.
10. DBE TO PROVIDE SITE LIGHTING CONTROLS IN NEARBY BUILDINGS ELECTRICAL ROOM. NEW SITE LIGHTING PANELS ARE SHOWN IN DOM AND LTC. DBE TO VERIFY EXISTING CONTROLS AND WIRING FOR PROPER WORKING IN BUILDINGS OTHER THAN DOM AND LTC.
11. DBE TO PROVIDE GROUND ROD AT EACH LIGHT POLE LOCATION. COORDINATE WITH OWNER FOR THE REQUIREMENT AT EXISTING LIGHT POLES.

NO.	DATE	ISSUE

ISSUED FOR BRIDGING
NOT FOR CONSTRUCTION

Note: Design-Build Entity shall obtain and verify all dimensions and conditions at job site and be fully responsible for the same. Bridging drawings and narratives are provided for design intent. The design-build entity is responsible for the full design of a project that adheres to all, scope requirements, codes, state and federal regulations and guidelines.

CIVIL / SITE:
DAVID MASON + ASSOCIATES
454 N Milwaukee Avenue
Chicago, IL 60654

STRUCTURAL:
DAVID MASON + ASSOCIATES
454 N Milwaukee Avenue
Chicago, IL 60654

ELECTRICAL:
WEBB ENGINEERING SERVICES INC
1400 S 3rd Street
Suite 201
St Louis, MO 63104

FOOD & LAUNDRY SERVICE:
FOOD FACILITIES CONCEPTS, INC
110 Washington Avenue
Suite 302
Carnegie, PA 15106

HISTORIC PRESERVATION:
HPZS
213 W Institute Place
Suite 502
Chicago, IL 60610

LANDSCAPE:
HITCHCOCK DESIGN GROUP
22 E Chicago Avenue
Suite 200A
Naperville, IL 60540

HEATING, VENTILATION, PLUMBING & FIRE PROTECTION:
BRIC PARTNERSHIP, LLC
100 E Washington Street
Suite 220
Belleville, IL 62220

TECH, DATA, & SECURITY:
SHEN MILSOM & WILKE
2 N Riverside Plaza
Suite 1460
Chicago, IL 60606

GEOTECH & ENVIRONMENT:
GSG CONSULTANTS, INC
2942 W VanBuren
Chicago, IL 60612

REMEDITATION DESIGN:
TROPICAL ENVIRONMENTAL, INC
1350 Chase Street
Algonquin, IL 60102

PE PROJECT No: 77550

PERKINS — EASTMAN
209 S LaSalle Street, Suite 400
Chicago, IL 60604
T. +1 312 755 1200
F. +1 312 755 1155

KEY PLAN:

State of Illinois
JB PRITZKER, GOVERNOR
Illinois Capital Development Board

Building a Better Illinois

SHEET TITLE:
GENERAL NOTES, SYMBOLS AND ABBREVIATIONS

PROJECT:
NEW NURSING HOME & DOMICILIARY
ILLINOIS VETERANS' HOME QUINCY
1707 NORTH 12 STREET
QUINCY, ADAMS COUNTY, ILLINOIS 62301

PROJECT NO. 040-010-115
DATE: 11/11/19
SHEET NO. **S-E000**
VOLUME: VOLUME 3 OF 4

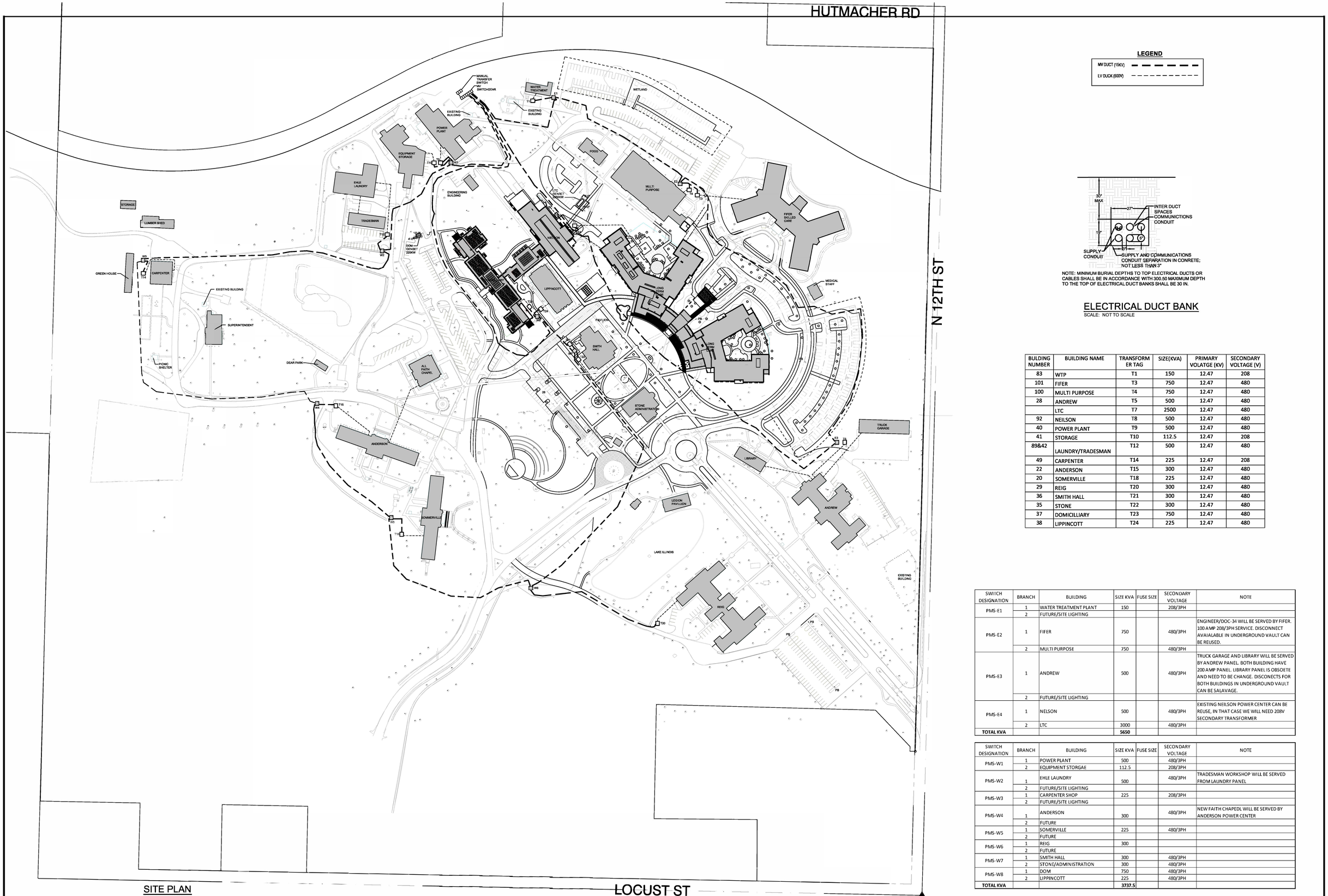

SITE PLAN
SCALE: 1" = 100'-0"

LEGEND

MV DUCT (15KV)	— — — — — —
LV DUCK (600V)	– – – – – –

NOTE: MINIMUM BURIAL DEPTHS TO TOP ELECTRICAL DUCTS OR CABLES SHALL BE IN ACCORDANCE WITH 300.50 MAXIMUM DEPTH TO THE TOP OF ELECTRICAL DUCT BANKS SHALL BE 30 IN.

ELECTRICAL DUCT BANK

SCALE: NOT TO SCALE

BULDING NUMBER	BUILDING NAME	TRANSFORMER TAG	SIZE(KVA)	PRIMARY VOLATGE (KV)	SECONDARY VOLTAGE (V)
83	WTP	T1	150	12.47	208
101	FIFER	T3	750	12.47	480
100	MULTI PURPOSE	T4	750	12.47	480
28	ANDREW	T5	500	12.47	480
	LTC	T7	2500	12.47	480
92	NEILSON	T8	500	12.47	480
40	POWER PLANT	T9	500	12.47	480
41	STORAGE	T10	112.5	12.47	208
89&42	LAUNDRY/TRADESMAN	T12	500	12.47	480
49	CARPENTER	T14	225	12.47	208
22	ANDERSON	T15	300	12.47	480
20	SOMERVILLE	T18	225	12.47	480
29	REIG	T20	300	12.47	480
36	SMITH HALL	T21	300	12.47	480
35	STONE	T22	300	12.47	480
37	DOMICILLIARY	T23	750	12.47	480
38	LIPPINCOTT	T24	225	12.47	480

SWITCH DESIGNATION	BRANCH	BUILDING	SIZE KVA	FUSE SIZE	SECONDARY VOLTAGE	NOTE
PMS-E1	1	WATER TREATMENT PLANT	150		208/3PH	
	2	FUTURE/SITE LIGHTING				
PMS-E2	1	FIFER	750		480/3PH	ENGINEER/DOC-34 WILL BE SERVED BY FIFER. 100 AMP 208/3PH SERVICE. DISCONNECT AVAIALABLE IN UNDERGROUND VAULT CAN BE REUSED.
	2	MULTI PURPOSE	750		480/3PH	
PMS-E3	1	ANDREW	500		480/3PH	TRUCK GARAGE AND LIBRARY WILL BE SERVED BY ANDREW PANEL. BOTH BUILDING HAVE 200 AMP PANEL. LIBRARY PANEL IS OBSOETE AND NEED TO BE CHANGE. DISCONECTS FOR BOTH BUILDINGS IN UNDERGROUND VAULT CAN BE SALAVAGE.
	2	FUTURE/SITE LIGHTING				
PMS-E4	1	NELSON	500		480/3PH	EXISTING NEILSON POWER CENTER CAN BE REUSE, IN THAT CASE WE WILL NEED 208V SECONDARY TRANSFORMER
	2	LTC	3000		480/3PH	
TOTAL KVA			**5650**			

SWITCH DESIGNATION	BRANCH	BUILDING	SIZE KVA	FUSE SIZE	SECONDARY VOLTAGE	NOTE
PMS-W1	1	POWER PLANT	500		480/3PH	
	2	EQUIPMENT STORGAE	112.5		208/3PH	
PMS-W2	1	EHLE LAUNDRY	500		480/3PH	TRADESMAN WORKSHOP WILL BE SERVED FROM LAUNDRY PANEL
	2	FUTURE/SITE LIGHTING				
PMS-W3	1	CARPENTER SHOP	225		208/3PH	
	2	FUTURE/SITE LIGHTING				
PMS-W4	1	ANDERSON	300		480/3PH	NEW FAITH CHAPEDL WILL BE SERVED BY ANDERSON POWER CENTER
	2	FUTURE				
PMS-W5	1	SOMERVILLE	225		480/3PH	
	2	FUTURE				
PMS-W6	1	REIG	300			
	2	FUTURE				
PMS-W7	1	SMITH HALL	300		480/3PH	
	2	STONE/ADMINISTRATION	300		480/3PH	
PMS-W8	1	DOM	750		480/3PH	
	2	LIPPINCOTT	225		480/3PH	
TOTAL KVA			**3737.5**			

NO.	DATE	ISSUE

ISSUED FOR BRIDGING
NOT FOR CONSTRUCTION

Note: Design-Build Entity shall obtain and verify all dimensions and conditions at job site and be fully responsible for the same. Bridging drawings and narratives are provided for design intent. The design-build entity is responsible for the full design of a project that adheres to all, scope requirements, codes, state and federal regulations and guidelines.

CIVIL / SITE:
DAVID MASON + ASSOCIATES
464 N Milwaukee Avenue
Chicago, IL 60654

STRUCTURAL:
DAVID MASON + ASSOCIATES
464 N Milwaukee Avenue
Chicago, IL 60654

ELECTRICAL:
WEBB ENGINEERING SERVICES INC
1400 S 3rd Street
Suite 201
St Louis, MO 63104

FOOD & LAUNDRY SERVICE:
FOOD FACILITIES CONCEPTS, INC
110 Washington Avenue
Suite 302
Carnegie, PA 15106

HISTORIC PRESERVATION:
HPZS
213 W Institute Place
Suite 502
Chicago, IL 60610

LANDSCAPE:
HITCHCOCK DESIGN GROUP
22 E Chicago Avenue
Suite 200A
Naperville, IL 60540

HEATING, VENTILATION, PLUMBING & FIRE PROTECTION:
BRIC PARTNERSHIP, LLC
100 E Washington Street
Suite 220
Belleville, IL 62220

TECH, DATA, & SECURITY:
SHEN MILSOM & WILKE
2 N Riverside Plaza
Suite 1460
Chicago, IL 60606

GEOTECH & ENVIRONMENT:
GSG CONSULTANTS, INC
2942 W VanBuren
Chicago, IL 60612

REMEDITATION DESIGN:
TROPICAL ENVIRONMENTAL, INC
1350 Chase Street
Algonquin, IL 60102

PE PROJECT No: 77550

PERKINS—EASTMAN
209 S LaSalle Street, Suite 400
Chicago, IL 60604
T. +1 312 755 1200
F. +1 312 755 1155

KEY PLAN:

Capital Development Board
Building a Better Illinois

State of Illinois
JB PRITZKER, GOVERNOR
Illinois Capital Development Board

SHEET TITLE:
MEDIUM VOLTAGE LOOP SITE PLAN

PROJECT:
NEW NURSING HOME & DOMICILIARY
ILLINOIS VETERANS' HOME QUINCY
1707 NORTH 12 STREET
QUINCY, ADAMS COUNTY, ILLINOIS 62301

0' 15' 30' 60' 90'
SCALE : 1" = 100'-0"

PROJECT NO.
040-010-115

DATE: 11/11/19

SHEET NO.
S-E101

VOLUME: VOLUME 1 OF 4

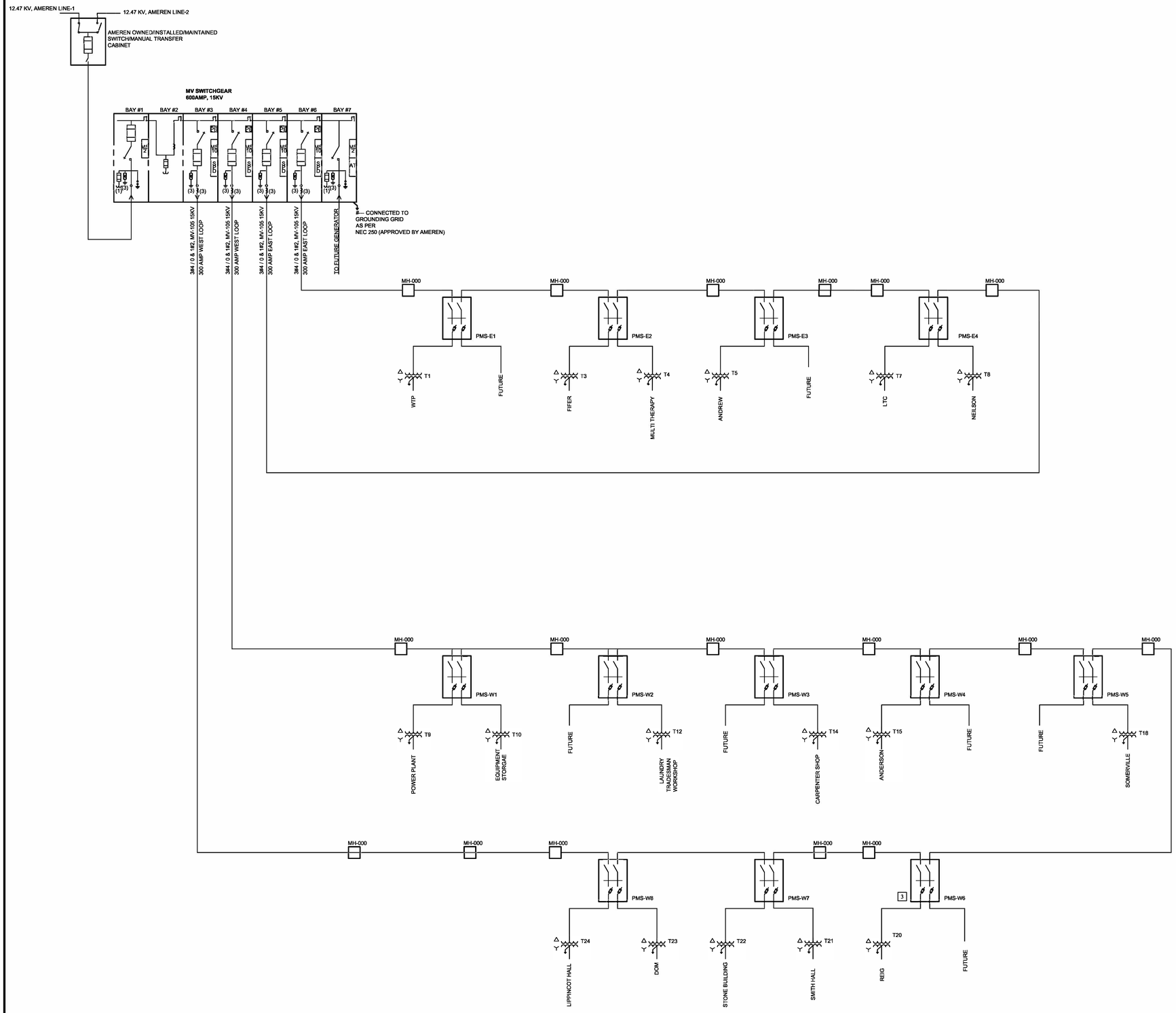

1 SINGLE LINE DIAGRAM – 12.47 KV, 300 AMP EAST AND WEST LOOPS
NO SCALE

ELECTRICAL KEYED NOTES:

1 -----

2

3

ABBREVIATION

PM - PAD MOUNT

BULDING NUMBER	BUILDING NAME	TRANSFORMER TAG	SIZE(KVA)	PRIMARY VOLATGE (KV)	SECONDARY VOLTAGE (V)
83	WTP	T1	150	12.47	208
101	FIFER	T3	750	12.47	480
100	MULTI PURPOSE	T4	750	12.47	480
28	ANDREW	T5	500	12.47	480
	LTC	T7	2500	12.47	480
92	NEILSON	T8	500	12.47	480
40	POWER PLANT	T9	500	12.47	480
41	STORAGE	T10	112.5	12.47	208
89&42	LAUNDRY/TRADESMAN	T12	500	12.47	480
49	CARPENTER	T14	225	12.47	208
22	ANDERSON	T15	300	12.47	480
20	SOMERVILLE	T18	225	12.47	480
29	REIG	T20	300	12.47	480
36	SMITH HALL	T21	300	12.47	480
35	STONE	T22	300	12.47	480
37	DOMICILLIARY	T23	750	12.47	480
38	LIPPINCOTT	T24	225	12.47	480

TRANSFORMER WIRING SCHEDULE

KVA	PRIMARY			SECONDARY				GEC
	FLA (A)	VOLTS (KV)	CONDUCTOR	FLA (A)	VOLTS (V)	CONDUCTOR	CONDUIT	
2500	115.88	12.47	3#2	3008.4	480	12 SETS OF 4#500	(12) 4"	3/0
750	34.77	12.47	3#6	902.1	480	4 SETS OF4#350	(4) 3"	3/0
500	23.18	12.47	3#6	601.4	480	2 SETS OF 4#500	(2) 4"	2/0
300	13.9	12.47	3#6	360.8	480	2 SETS OF 4#250	(2) 2 1/2"	1/0
225	10.53	12.47	3#6	270.6	480	4#500	4"	1/0
225	10.53	12.47	3#6	625	208	2 SETS OF 4#500	(2) 4"	2/0
150	6.95	12.47	3#6	180.4	480	4#250	2 1/2"	2
150	6.95	12.47	3#6	416.6	208	2 SETS OF 4#250	(2) 2 1/2"	1/0
150	180.5	0.48	3#250	361.3	240	2 SETS OF 4#250	(2) 2 1/2"	1/0
112.5	5.21	12.47	3#6	135.3	480	4#2/0	2"	4

SWITCH DESIGNATION	BRANCH	BUILDING	SIZE KVA	FUSE SIZE	SECONDARY VOLTAGE	NOTE
PMS-E1	1	WATER TREATMENT PLANT	150		208/3PH	
	2	FUTURE/SITE LIGHTING				
PMS-E2	1	FIFER	750		480/3PH	ENGINEER/DOC-34 WILL BE SERVED BY FIFER. 100 AMP 208/3PH SERVICE. DISCONNECT AVAIALABLE IN UNDERGROUND VAULT CAN BE REUSED.
	2	MULTI PURPOSE	750		480/3PH	
PMS-E3	1	ANDREW	500		480/3PH	TRUCK GARAGE AND LIBRARY WILL BE SERVED BY ANDREW PANEL. BOTH BUILDING HAVE 200 AMP PANEL. LIBRARY PANEL IS OBSOETE AND NEED TO BE CHANGE. DISCONECTS FOR BOTH BUILDINGS IN UNDERGROUND VAULT CAN BE SALAVAGE.
	2	FUTURE/SITE LIGHTING				
PMS-E4	1	NELSON	500		480/3PH	EXISTING NEILSON POWER CENTER CAN BE REUSE, IN THAT CASE WE WILL NEED 208V SECONDARY TRANSFORMER
	2	LTC	2500		480/3PH	
TOTAL KVA			**5150**			
SWITCH DESIGNATION	BRANCH	BUILDING	SIZE KVA	FUSE SIZE	SECONDARY VOLTAGE	NOTE
PMS-W1	1	POWER PLANT	500		480/3PH	
	2	EQUIPMENT STORGAE	112.5		208/3PH	
PMS-W2	1	EHLE LAUNDRY	500		480/3PH	TRADESMAN WORKSHOP WILL BE SERVED FROM LAUNDRY PANEL
	2	FUTURE/SITE LIGHTING				
PMS-W3	1	CARPENTER SHOP	225		208/3PH	
	2	FUTURE/SITE LIGHTING				
PMS-W4	1	ANDERSON	300		480/3PH	NEW FAITH CHAPEDL WILL BE SERVED BY ANDERSON POWER CENTER
	2	FUTURE				
PMS-W5	1	SOMERVILLE	225		480/3PH	
	2	FUTURE				
PMS-W6	1	REIG	300			
	2	FUTURE				
PMS-W7	1	SMITH HALL	300		480/3PH	
	2	STONE/ADMINISTRATION	300		480/3PH	
PMS-W8	1	DOM	750		480/3PH	
	2	LIPPINCOTT	225		480/3PH	
TOTAL KVA			**3737.5**			

NO.	DATE	ISSUE

ISSUED FOR BRIDGING
NOT FOR CONSTRUCTION

Note: Design-Build Entity shall obtain and verify all dimensions and conditions at job site and be fully responsible for the same. Bridging drawings and narratives are provided for design intent. The design-build entity is responsible for the full design of a project that adheres to all, scope requirements, codes, state and federal regulations and guidelines.

CIVIL / SITE:
DAVID MASON + ASSOCIATES
464 N Milwaukee Avenue
Chicago, IL 60654

STRUCTURAL:
DAVID MASON + ASSOCIATES
464 N Milwaukee Avenue
Chicago, IL 60654

ELECTRICAL:
WEBB ENGINEERING SERVICES INC
1400 S 3rd Street
Suite 201
St Louis, MO 63104

FOOD & LAUNDRY SERVICE:
FOOD FACILITIES CONCEPTS, INC
110 Washington Avenue
Suite 302
Carnegie, PA 15106

HISTORIC PRESERVATION:
HPZS
213 W Institute Place
Suite 502
Chicago, IL 60610

LANDSCAPE:
HITCHCOCK DESIGN GROUP
22 E Chicago Avenue
Suite 200A
Naperville, IL 60540

HEATING, VENTILATION, PLUMBING & FIRE PROTECTION:
BRIC PARTNERSHIP, LLC
100 E Washington Street
Suite 220
Belleville, IL 62220

TECH, DATA, & SECURITY:
SHEN MILSOM & WILKE
2 N Riverside Plaza
Suite 1460
Chicago, IL 60606

GEOTECH & ENVIRONMENT:
GSG CONSULTANTS, INC
2942 W VanBuren
Chicago, IL 60612

REMEDITATION DESIGN:
TROPICAL ENVIRONMENTAL, INC
1350 Chase Street
Algonquin, IL 60102

PE PROJECT No: 77550

PERKINS — EASTMAN
209 S LaSalle Street, Suite 400
Chicago, IL 60604
T. +1 312 755 1200
F. +1 312 755 1155

KEY PLAN:

N

Capital Development Board
Building a Better Illinois

State of Illinois
JB PRITZKER, GOVERNOR
Illinois Capital Development Board

SHEET TITLE:
MEDIUM VOLTAGE SINGLE LINE DIAGRAM

PROJECT:
NEW NURSING HOME & DOMICILIARY
ILLINOIS VETERANS' HOME QUINCY
1707 NORTH 12 STREET
QUINCY, ADAMS COUNTY, ILLINOIS 62301

PROJECT NO. 040-010-115

DATE: 11/11/19

SHEET NO. S-E102

VOLUME: VOLUME 1 OF 4

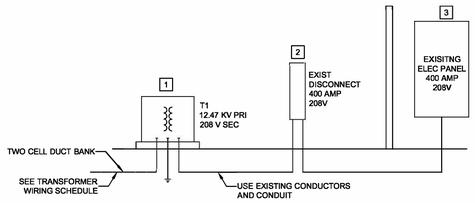

1 WATER TREATMENT PLAN
NO SCALE

ELECTRICAL KEYED NOTES:

1. INSTALL NEW TRANSFORMER. USE EXISTING CONDUCTOR AND CONDUITS. EXTEND EXISTING CONDUIT IF NEEDED.
2. USE EXISTING DISCONNECT TO CONNECT PANEL.
3. INSTALL NEW METERING.

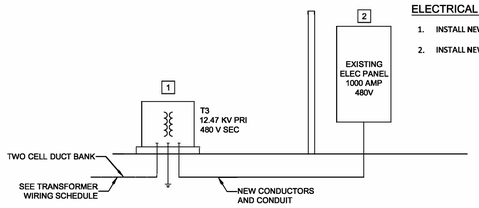

2 FIFER
NO SCALE

ELECTRICAL KEYED NOTES:

1. INSTALL NEW TRANSFORMER.
2. INSTALL NEW METERING.

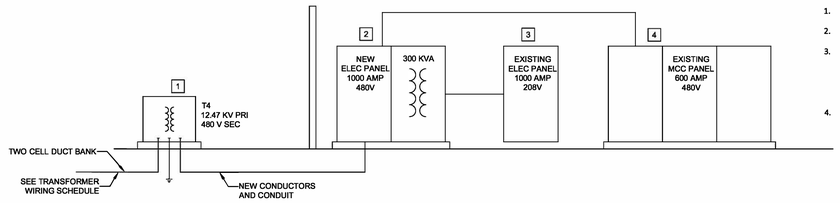

3 MULTI PURPOSE BUILDING
NO SCALE

ELECTRICAL KEYED NOTES:

1. INSTALL NEW TRANSFORMER.
2. INSTALL NEW PANEL. INSTALL NEW METERING.
3. FEED EXISTING PANEL FROM NEW 480V PANEL. PROVIDE NEW CONDCUTORS, EXTEND EXISTING CONDUIT FEED FOGG BUILDING 100 AMP PANEL. PROVIDE NEW 100A PANEL, CONDUCTOR AND CONDUIT.
4. FEED MCC PANEL FROM NEW 480V PANEL. PROVIDE NEW CONDUCTORS. EXTEND EXISTING CONDUITS.

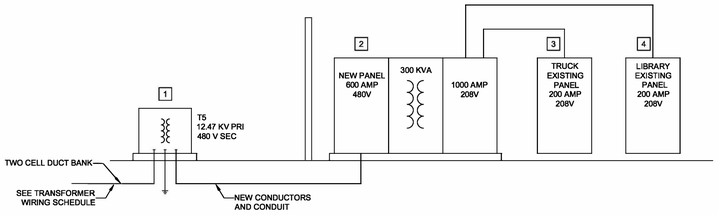

4 ANDREW BUILDING
NO SCALE

ELECTRICAL KEYED NOTES:

1. INSTALL NEW TRANSFORMER.
2. INSTALL NEW PANEL. INSTALL NEW METERING. CONNECT ALL EXISTING BUILDING LOADS AND PANELS.
3. FEED TRUCK BUILDING PANEL. PROVIDE NEW CONDUCTORS AND CONDUITS.
4. FEED LIBRARY BUILDING PANEL. PROVIDE NEW CONDUCTORS AND CONDUITS.

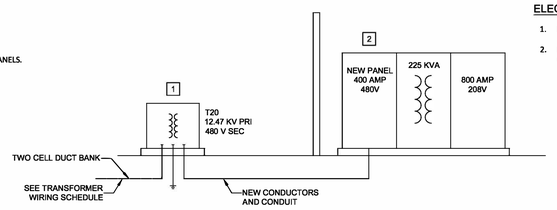

6 REIG BUILDING
NO SCALE

ELECTRICAL KEYED NOTES:

1. INSTALL NEW TRANSFORMER.
2. INSTALL NEW PANEL. INSTALL NEW METERING. CONNECT ALL EXISTING BUILDING LOADS AND PANELS.

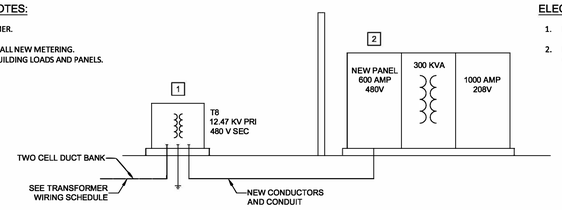

6 NEILSON BUILDING
NO SCALE

ELECTRICAL KEYED NOTES:

1. INSTALL NEW TRANSFORMER.
2. INSTALL NEW PANEL. INSTALL NEW METERING. CONNECT ALL EXISTING BUILDING LOADS AND PANELS.

ELECTRICAL KEYED NOTES:

1. INSTALL NEW TRANSFORMER.
2. INSTALL NEW PANEL. INSTALL NEW METERING. CONNECT ALL EXISTING BUILDING LOADS.
3. INSTALL NEW TRANSFORMER.
4. INSTALL NEW METERING. CONNECT ALL EXISTING BUILDING LOADS.

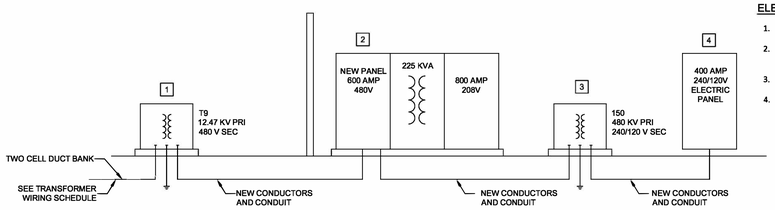

7 POWER PLANT
NO SCALE

ELECTRICAL KEYED NOTES:

1. INSTALL NEW TRANSFORMER.
2. INSTALL NEW PANEL. INSTALL NEW METERING. CONNECT ALL EXISTING BUILDING LOADS.
3. INSTALL NEW TRANSFORMER.
4. INSTALL NEW PANEL. INSTALL NEW METERING. CONNECT ALL EXISTING BUILDING LOADS.

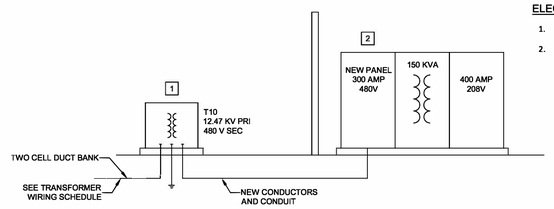

6 EQUIPMENT STORGAE
NO SCALE

ELECTRICAL KEYED NOTES:

1. INSTALL NEW TRANSFORMER.
2. INSTALL NEW PANEL. INSTALL NEW METERING. CONNECT ALL EXISTING BUILDING LOADS AND PANELS.

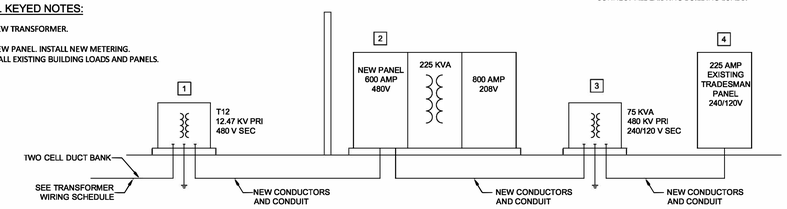

9 EHLE LAUNDRY
NO SCALE

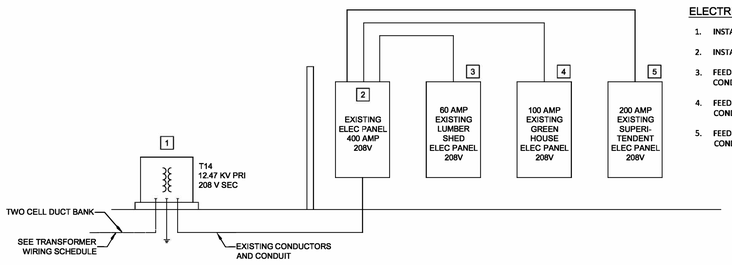

10 CARPENTER SHOP
NO SCALE

ELECTRICAL KEYED NOTES:

1. INSTALL NEW TRANSFORMER.
2. INSTALL NEW METERING.
3. FEED LUMBER SHED BUILDING PANEL. PROVIDE NEW CONDUCTORS AND CONDUITS.
4. FEED GREEN HOUSE BUILDING PANEL. PROVIDE NEW CONDUCTORS AND CONDUITS.
5. FEED SUPERINTENDENT BUILDING PANEL. PROVIDE NEW CONDUCTORS AND CONDUITS.

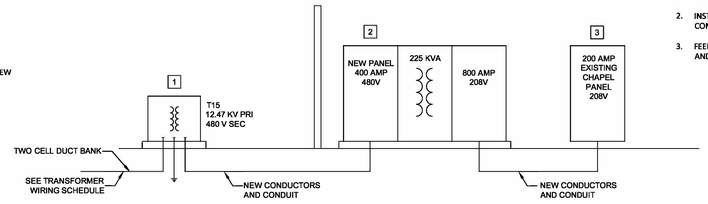

11 ANDERSON BUILDING
NO SCALE

ELECTRICAL KEYED NOTES:

1. INSTALL NEW TRANSFORMER.
2. INSTALL NEW PANEL. INSTALL NEW METERING. CONNECT ALL EXISTING BUILDING LOADS AND PANELS.
3. FEED EXISTING PANEL. PROVIDE NEW CONDUCTORS AND CONDUITS.

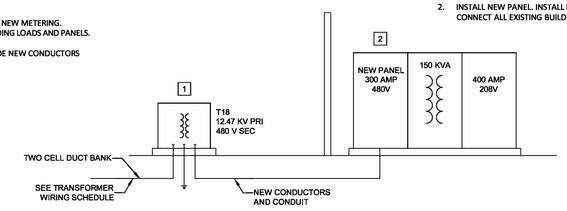

12 SOMERVILLE BUILDING
NO SCALE

ELECTRICAL KEYED NOTES:

1. INSTALL NEW TRANSFORMER.
2. INSTALL NEW PANEL. INSTALL NEW METERING. CONNECT ALL EXISTING BUILDING LOADS AND PANELS.

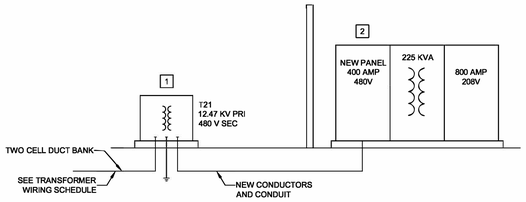

13 SMITH HALL BUILDING
NO SCALE

ELECTRICAL KEYED NOTES:

1. INSTALL NEW TRANSFORMER.
2. INSTALL NEW PANEL. INSTALL NEW METERING. CONNECT ALL EXISTING BUILDING LOADS AND PANELS.

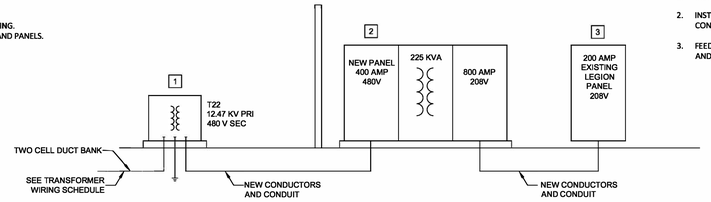

14 STONE BUILDING
NO SCALE

ELECTRICAL KEYED NOTES:

1. INSTALL NEW TRANSFORMER.
2. INSTALL NEW PANEL. INSTALL NEW METERING. CONNECT ALL EXISTING BUILDING LOADS AND PANELS.
3. FEED EXISTING PANEL. PROVIDE NEW CONDUCTORS AND CONDUITS.

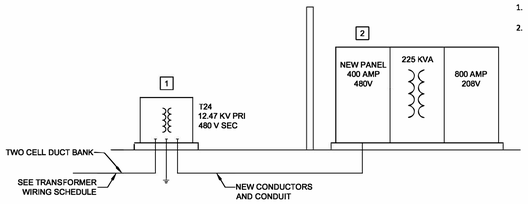

15 LIPPINCOTT BUILDING
NO SCALE

ELECTRICAL KEYED NOTES:

1. INSTALL NEW TRANSFORMER.
2. INSTALL NEW PANEL. INSTALL NEW METERING. CONNECT ALL EXISTING BUILDING LOADS AND PANELS.

NO.	DATE	ISSUE

ISSUED FOR BRIDGING
NOT FOR CONSTRUCTION

Note: Design-Build Entity shall obtain and verify all dimensions and conditions at job site and be fully responsible for the same. Bridging drawings and narratives are provided for design intent. The design-build entity is responsible for the full design of a project that adheres to all, scope requirements, codes, state and federal regulations and guidelines.

CIVIL / SITE:
DAVID MASON + ASSOCIATES
464 N Milwaukee Avenue
Chicago, IL 60654

STRUCTURAL:
DAVID MASON + ASSOCIATES
464 N Milwaukee Avenue
Chicago, IL 60654

ELECTRICAL:
WEBB ENGINEERING SERVICES INC
1400 S 3rd Street
Suite 201
St Louis, MO 63104

FOOD & LAUNDRY SERVICE:
FOOD FACILITIES CONCEPTS, INC
110 Washington Avenue
Suite 302
Carnegie, PA 15106

HISTORIC PRESERVATION:
HPZS
213 W Institute Place
Suite 502
Chicago, IL 60610

LANDSCAPE:
HITCHCOCK DESIGN GROUP
22 E Chicago Avenue
Suite 200A
Naperville, IL 60540

HEATING, VENTILATION, PLUMBING & FIRE PROTECTION:
BRIC PARTNERSHIP, LLC
100 E Washington Street
Suite 220
Belleville, IL 62220

TECH, DATA, & SECURITY:
SHEN MILSOM & WILKE
2 N Riverside Plaza
Suite 1460
Chicago, IL 60606

GEOTECH & ENVIRONMENT:
GSG CONSULTANTS, INC
2942 W VanBuren
Chicago, IL 60612

REMEDITATION DESIGN:
TROPICAL ENVIRONMENTAL, INC
1350 Chase Street
Algonquin, IL 60102

PE PROJECT No: 77550

PERKINS — EASTMAN
209 S LaSalle Street, Suite 400
Chicago, IL 60604
T. +1 312 755 1200
F. +1 312 755 1155

KEY PLAN:

State of Illinois
JB PRITZKER, GOVERNOR
Illinois Capital Development Board

SHEET TITLE:
SINGLE LINE DIAGRAM ALL BUILDING RISER

PROJECT:
NEW NURSING HOME & DOMICILIARY
ILLINOIS VETERANS' HOME QUINCY
1707 NORTH 12 STREET
QUINCY, ADAMS COUNTY, ILLINOIS 62301

PROJECT NO. 040-010-115
DATE: 11/11/19
SHEET NO. S-E103
VOLUME: VOLUME 1 OF 4

GENERAL NOTES

1. INSTALL FIRESTOP TO ALL SLAB AND WALL PENETRATIONS PROVIDED FOR THE INSTALLATION OF TELECOMMUNICATIONS CABLE AS REQUIRED TO MAINTAIN FIRE RATING OF SLAB OR WALL. REVIEW ARCHITECT'S PLANS FOR PARTITION TYPES.

2. CABLE TERMINATION HARDWARE INDICATED ON RACK ELEVATIONS MAY BE APPROXIMATE TO INDICATE TYPICAL ORGANIZATION OF TERMINATION HARDWARE. CONTRACTOR SHALL COMPARE THE RACK ELEVATIONS TO THE CABLING REQUIRED BY THE CONTRACT DOCUMENTS AND FURNISH AND INSTALL TERMINATION HARDWARE IN SUFFICIENT QUANTITIES TO TERMINATE CABLES.

CABLING NOTES:

1. INSTALL TELECOMMUNICATIONS WIRING TO MAINTAIN A MINIMUM OF 5" SEPARATION FROM FLUORESCENT LIGHTING.

2. PROVIDE DESIGNATION LABELS FOR ALL TERMINATION BLOCKS, PATCH PANELS, AND WORKSTATION OUTLET FACEPLATES.

3. PROVIDE CABLE STRAPS NO GREATER THAN 5' APART TO SUPPORT CABLES WHERE NO CABLE TRAYS AND CONDUITS ARE PROVIDED.

4. INSTALL EACH CABLE SET INDICATED BY THE SYMBOLS LIST FROM THE OUTLET LOCATION TO THE RESPECTIVE SERVING TELECOM ROOM.

5. REPORT TO THE OWNER AND DESIGN TEAM ANY HORIZONTAL CABLE THAT EXCEEDS 250 FT. (75m)

6. DO NOT RUN LOW-VOLTAGE CABLE DIRECTLY PARALLEL TO ELECTRICAL OR GROUND WIRE- SHOULD THIS CONDITION ARISE, REPORT TO THE OWNER AND THE DESIGN TEAM. IF CABLES MUST CROSS, DO SO AT PERPENDICULAR ANGLES.

PATHWAY NOTES:

1. COORDINATE WALL BOX LOCATIONS AND DIMENSIONS WITH ARCHITECTURAL AND ELECTRICAL PLANS.

2. COORDINATE WITH ELECTRICAL DRAWINGS FOR LOCATION OF ALL TELECOMMUNICATIONS OUTLETS.

3. INSTALL CONDUIT AND LADDER RACK FOR TELECOMMUNICATIONS WIRING TO MAINTAIN A MINIMUM OF 5" SEPARATION FROM FLUORESCENT LIGHTING.

4. COORDINATE INSTALLATION OF CONDUITS AND CABLE TRAYS WITH OTHER COMPONENTS INSTALLED WITHIN CEILING. PREPARE SHOP DRAWINGS TO DEMONSTRATE AND ENSURE PROPER INSTALLATION OF ALL COMPONENTS.

5. IF CONFLICTS ARE FOUND BETWEEN THE TELECOMMUNICATIONS DRAWINGS AND ANY OTHER DRAWINGS ASSOCIATED WITH THE PROJECT, NOTIFY THE ARCHITECT AT ONCE AND HAVE LOCATION VERIFIED BEFORE OUTLETS ARE INSTALLED. ANY REASONABLE CHANGE IN LOCATION OF OUTLETS PRIOR TO ROUGHING SHALL NOT INVOLVE ADDITIONAL EXPENSE TO THE OWNER. THE TERM "REASONABLE" SHALL BE INTERPRETED AS MOVING OUTLET LOCATIONS A MAXIMUM OF 10' IN ANY DIRECTION FROM THE LOCATION INDICATED ON THE DRAWINGS.

6. MAINTAIN MINIMUM BEND RADIUS OF 10X O.D. FOR CONDUITS GREATER THAN 2" DIAMETER. MAINTAIN MINIMUM BEND RADIUS OF 6X O.D. FOR CONDUITS EQUAL TO OR LESS THAN 2" DIAMETER.

7. PROVIDE PULL BOXES (SIZE AS NOTED) AFTER EVERY 100 FT. (30m) OF RUN OR AFTER EVERY 180-DEGREES OF BEND.

8. DO NOT INSTALL PULL BOXES IN LIEU OF A BEND.

PULL BOX SIZING CHART

CONDUIT	PULL BOX DIMENSIONS			DIMENSION TO INCREASE PULL BOX WIDTH FOR EACH ADDITIONAL CONDUIT (in.)	DIMENSION TO INCREASE PULL BOX DEPTH FOR EACH ADDITIONAL TIER OF CONDUIT (in.)
TRADE SIZE (in.)	WIDTH (in.)	LENGTH (in.)	DEPTH (in.)		
1	4	16	3	2	3
1-1/4	6	20	3	3	3
1-1/2	8	27	4	4	4
2	8	36	5	5	4
2-1/2	10	42	6	6	5
3	12	48	6	6	5
3-1/2	12	54	6	6	6
4	12	60	8	8	8

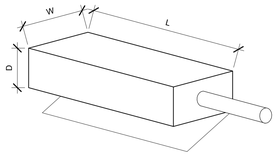

9. REAM AND BUSH THE ENDS OF ALL CONDUITS.

10. PROVIDE AND LEAVE IN PLACE A PULL STRING IN EACH CONDUIT.

11. STUB UP CONDUIT SLEEVES THROUGH SLABS 3" ABOVE FINISHED FLOORS.

12. PROVIDE HANGERS, ANCHORS, MOUNTING HARDWARE, GROUND LUGS AND STRAPS AS REQUIRED TO ENSURE PROPER INSTALLATION OF PATHWAY COMPONENTS. INSTALL ALL COMPONENTS AS PER MANUFACTURERS RECOMMENDATIONS AND PER ALL APPLICABLE CODES.

13. GROUND ALL CONDUITS AND LADDER RACK AS PER MANUFACTURERS' RECOMMENDATIONS AND PER ALL APPLICABLE CODES.

14. PROVIDE AT ALL LADDER RACK AND CABLE TRAY LOCATIONS: RUNWAY DROPOFFS, SPLICE HARDWARE, GROUND STRAPS, THERMAL EXPANSION PLATES, TERMINATION KITS, END SUPPORT KITS AND CEILING SUPPORT HARDWARE.

15. PROVIDE FOR ALL BASKET TYPE CABLE TRAY LOCATIONS; CONNECTION HARDWARE, GROUND STRAPS, THERMAL EXPANSION PLATES, SUPPORT BRACKETS AND CEILING SUPPORT HARDWARE.

16. REFER TO DISTRIBUTION PLANS FOR REQUIREMENTS FOR JUNCTION BOX AND CONDUITS TO SUPPORT WORKSTATION OUTLETS.

17. WHERE CABLE IS RUN ABOVE NON-ACCESSIBLE (I.E. GYPSUM BOARD) CEILING CONSTRUCTION, CONDUIT AND PULLBOXES MUST BE INSTALLED TO PROPERLY ROUTE CABLE.

18. PROVIDE J-HOOKS AND CABLE STRAPS TO SUPPORT CABLE ABOVE ACCESSIBLE CEILING CONSTRUCTION, EXCEPT IN AREAS WHERE CABLE TRAY OR CONDUIT IS INDICATED.

19. PROVIDE WOVEN FIBER RACEWAY COMPLETE WITH DRAG LINE FOR ALL 2", 3", AND 4" CONDUITS PER SPECIFICATIONS AND DRAWING DETAILS, UON.

ENLARGED PLAN SYMBOLS:

- 2 POST STANDARD 19" IT EQUIPMENT RACK, 7' HIGH UON
  REFER TO 27 11 16
- 4 POST STANDARD 19" IT EQUIPMENT RACK, 7' HIGH UON
  REFER TO 27 11 16
- DOUBLE SIDED VERTICAL CABLE MANAGEMENT PANEL, HEIGHT TO MATCH RACK HEIGHT
  UON
  REFER TO 27 11 23
- SINGLE SIDED VERTICAL CABLE MANAGEMENT PANEL, HEIGHT TO MATCH RACK HEIGHT UON
  REFER TO 27 11 23
- **** WALL SPACE RESERVED FOR DESIGNATED EQUIPMENT WHERE **** REPRESENTS EQUIPMENT DESIGNATION
- VERTICAL CONDUIT DOWN
  SIZE AS NOTED
  REFER TO 27 05 28.33
- VERTICAL CONDUIT UP
  SIZE AS NOTED
  REFFER TO 27 05 28.33
- IT EQUIPMENT CABINET, REFER TO 27 11 16
  - CABINET DOOR, SINGLE LEAF
  - INDICATES CABINET FRONT
  - CABINET SIDE PANELS
  - CABINET DOORS, SPLIT LEAF
- PDU-* RACK/CABINET MOUNTED POWER DISTRIBUTION UNIT
  * = LETTER DESIGNATING TYPE
  REFER TO 27 11 26
- TGB # TELECOMMUNICATIONS GROUND BUS BAR
  REFER TO 27 05 26
- TMGB TELECOMMUNICATIONS MAIN GROUND BUS BAR
  REFER TO 27 05 26
- HORIZONTAL CABLE TRAY
  SIZE AND TYPE AS NOTED
  REFER TO 27 05 28.36
- VERTICAL CABLE TRAY
  REFER TO 27 05 28.36
- HORIZONTAL CONDUIT
  SIZE AS NOTED
  REFER TO 27 05 28.33
- HORIZONTAL PRE FAB FIRE RATED PATHWAY
  REFER TO 27 05 28
- VERTICAL PRE FAB FIRERATED PATHWAY
  REFER TO 27 05 28

GRAPHIC SYMBOLS:

- X/Y DETAIL REFERENCE:
  - (X) DENOTES DETAIL NUMBER
  - (Y) DENOTES DRAWING NUMBER
- X/Y SECTION REFERENCE:
  - (X) DENOTES DETAIL NUMBER
  - (Y) DENOTES DRAWING NUMBER
- # KEYNOTE REFERENCE:
  - (#) DENOTES IDENTIFIER

IDENTIFICATION:

1. CABLE ADMINISTRATION:

A. PROPERLY LABEL ALL CABLES, RECEPTACLES, CONNECTION BLOCKS, GROUNDING BARS, RACKS, CABINETS, OUTLETS AND PATCH PANELS. GROUNDING BUSBARS, RACKS, CABINETS.

B. LABEL EACH CABLE THAT EXCEEDS 250 FT. (75m), THE CABLE SHALL BE CLEARLY MARKED WITH RED TAPE AT BOTH ENDS OF EACH CABLE INDICATING THE EXACT CABLE LENGTH AND NOTED IN THE REQUIRED AS-BUILT LABEL REPORT.

C. PRIOR TO SYSTEM ACCEPTANCE, THE CONTRACTOR SHALL SUBMIT AN AS-BUILT LABEL REPORT PROVIDING THE ROOM NUMBERS AND CABLE LENGTHS FOR EACH OF THE INSTALLED CABLES.

2. LABEL REQUIREMENTS:

A. PROVIDE WHITE LABEL WITH TYPEWRITTEN LEGIBLE CHARACTERS. PRINTED WITH NON-SMEAR TYPE INK. HANDWRITTEN LABELS ARE NOT PERMITTED.

B. PROVIDE LABELS WITH A SELF ADHESIVE BACKING.

C. PROVIDE LABELS FOR CABLES WITH PROTECTIVE WRAP-AROUND PLASTIC TRANSPARENT COVER WHICH WILL SERVE TO PROTECT THE INK FROM SMEARING AND SECURE THE LABEL TO THE CABLE.

D. PROVIDE LABELS FOR CABLES WIDE ENOUGH FOR 23 CHARACTERS IN A SINGLE ROW.

E. RISER AND TIE CABLES JACKETS SHALL BE LABELED WITHIN EACH TECHNOLOGY ROOM AND AT 50 FT. (15m) INTERVALS OUTSIDE TECHNOLOGY ROOMS ABOVE CEILINGS.

GENERAL INFORMATION FOR ALL SYMBOLS:

4-PAIR HORIZONTAL COPPER CABLES SHALL BE CATEGORY 6A (REFER TO 27 15 13)

- INDICATES THE OUTLET MOUNTING HEIGHT IN INCHES AFF. USE PROJECT STANDARD MOUNTING HEIGHT IF NOT INDICATED. REFER TO ARCHITECTURAL DRAWINGS FOR STANDARD MOUNTING HEIGHTS.
- ## # INDICATES THE QUANTITY OF HORIZONTAL COPPER CABLES.
- TELECOM SYMBOL, VARIES

* OUTLET TYPE DESIGNATION, REFER TO OUTLET DETAIL WITH CORRESPONDING LETTER FOR ADDITIONAL INFORMATION

TELECOM SYMBOLS - OUTLETS

#	WALL OUTLET
W	WALL PHONE OUTLET
W #	STACKED WALL PHONE VOICE & DATA OUTLET
	ELEVATOR CONTROL OUTLET
	WALL FEEDPOINT
	802.11 WAP WALL MOUNTED OUTLET
#	CEILING OUTLET
	802.11 WAP CEILING OUTLET
	802.11 WAP CEILING OUTLET - CONCRETE ENCASED
#	FLOOR BOX OUTLET
	FLOOR FEEDPOINT
#	FLOOR POKE THRU OUTLET

SECURITY OUTLETS REQUIRING IP CONNECTIVITY, COORDINATE WITH SECURITY CONTRACTOR

	SECURITY WALL OUTLET
	SECURITY CEILING OUTLET
	SECURITY FLOOR OUTLET

AV OUTLETS REQUIRING IP CONNECTIVITY, COORDINATE WITH AV CONTRACTOR

	AV WALL OUTLET
	AV CEILING OUTLET
	AV FLOOR OUTLET

SYMBOL DESIGNATION

SYMBOL	UTP CABLES	DESCRIPTION
W	1	WALL PHONE
WAP	1	802.11 WIRELESS ACCESS POINT
WAP1	2	802.11 WIRELESS ACCESS POINT
ELV	4	ELEVATOR CONTROL PANEL CONNECTION POINT
BAS	2	BUILDING AUTOMATION SYSTEM CONNECTION POINT
BMS	2	BUILDING MANAGMENT SYSTEM CONNECTION POINT
LTC	2	LIGHTING CONTROL SYSTEM CONNECTION POINT
DAS		DISTRIBUTED ANTENA SYSTEM - CELLULAR
ERRCS		EMERGENCY RESPONCE RADIO COMMUNICATIONS SYSTEM
AC	1	ACCESS CONTROL
CAM	1	INDOOR - IP CAMERA
CAM1	0	OUTDOOR - IP CAMERA
CAM2	0	OUTDOOR - IP CAMERA
IC	1	INDOOR - IP INTERCOM
IC1	0	OUTDOOR - IP INTERCOM
IC2	0	OUTDOOR - IP INTERCOM
ECS	1	INDOOR EMERGENCY CALL STATION
ECS1	0	OUTDOOR EMERGENCY CALL STATION
SCP	4	SECURITY CONTROL PANEL
FCP	2	FIRE CONTROL PANEL
ACP	2	ALARM CONTROL PANEL
CP	1	AV CONTROL PANEL
AVCAM	1	AV IP CAMERA
MIC	1	AV IP MICROPHONE
PRJ	2	AV PROJECTOR
FPD	2	AV FLAT PANEL DISPLAY
TV	2	AV CATV CONNECTION POINT
DS	2	AV DIGITAL SIGNAGE
RS	1	AV ROOM SCHEDULING PANEL
ERK	6	AV EQUIPMENT RACK
LEC	4	AV LECTURN
VEN	1	VENDING MACHINE CONNECTION POINT
ATM	1	AUTOMATED TELLER MACHINE

SYMBOLS WITHOUT ANY DESIGNATION ARE PATHWAYS ONLY

DRAWING LIST

NUMBER	NAME
D-TT001	TELECOM COVER SHEET
D-TT100	LOWER LEVEL TELECOM FLOOR PLAN
D-TT101	FIRST FLOOR TELECOM FLOOR PLAN
D-TT102	SECOND FLOOR TELECOM FLOOR PLAN
D-TT103	THIRD FLOOR TELECOM FLOOR PLAN
D-TT200	LOWER LEVEL TELECOM REFLECTED CEILING PLAN
D-TT201	FIRST FLOOR TELECOM REFLECTED CEILING PLAN
D-TT202	SECOND FLOOR TELECOM REFLECTED CEILING PLAN
D-TT203	THIRD FLOOR TELECOM REFLECTED CEILING PLAN
D-TT400	TELECOM ENLARGED PLANS
D-TT500	TELECOM RACK ELEVATION DETAILS
D-TT600	TELECOM PROJECT DETAILS
D-TT601	TELECOM PROJECT DETAILS
D-TT700	TELECOM RISER DIAGRAMS
L-TT001	TELECOM COVER SHEET
L-TT100	BASEMENT TELECOM PLAN
L-TT101	FIRST FLOOR TELECOM PLAN - OVERALL
L-TT101B	FIRST FLOOR TELECOM PLAN - TYP HOUSEHOLD
L-TT102	SECOND FLOOR TELECOM PLAN - OVERALL
L-TT102B	SECOND FLOOR TELECOM PLAN - TYP HOUSEHOLD
L-TT103	THIRD FLOOR TELECOM PLAN - OVERALL
L-TT103B	FIRST FLOOR TELECOM PLAN - TYP HOUSEHOLD
L-TT104	FOURTH FLOOR TELECOM PLAN - OVERALL
L-TT104B	FOURTH FLOOR TELECOM PLAN - TYP HOUSEHOLD
L-TT200	BASEMENT TELECOM REFLECTED CEILING PLAN
L-TT201	FIRST FLOOR TELECOM REFLECTED CEILING PLAN
L-TT202	SECOND FLOOR TELECOM REFLECTED CEILING PLAN
L-TT203	THIRD FLOOR TELECOM REFLECTED CEILING PLAN
L-TT204	FOURTH FLOOR TELECOM REFLECTED CEILING PLAN
L-TT400	TELECOM ENLARGED PLANS
L-TT500	TELECOM RACK ELEVATION DETAILS
L-TT501	TELECOM RACK ELEVATION DETAILS
L-TT600	TELECOM PROJECT DETAILS
L-TT601	TELECOM PROJECT DETAILS
L-TT602	TELECOM PROJECT DETAILS
L-TT700	TELECOM RISER DIAGRAMS
S-TT001	TELECOM COVER SHEET
S-TT100	TELECOM SITE PLAN

ABBREVIATIONS

AFC	ABOVE FINISHED CEILING
AFF	ABOVE FINISHED FLOOR
AHJ	AUTHORITY HAVING JURISDICTION
BAS	BUILDING AUTOMATED SYSTEMS
BMS	BUILDING MANAGEMENT SYSTEMS
BDF	BUILDING DISTRIBUTION FACILITY
C	CONDUIT
CATV	COMMUNITY ANTENNA TELEVISION
CCTV	CLOSED CIRCUIT TELEVISION
CP	CONSOLIDATION POINT
CER	COMMUNICATIONS EQUIPMENT ROOM
DIM	DIMENSION
DWG	DRAWING
EC	EMPTY CONDUIT
EF	ENTRANCE FACILITY
(E)	EXIST/EXISTING
ER	EQUIPMENT ROOM
F/UTP	FOIL SCREENED TWISTED PAIR
FOE	FIBER OPTIC ENTRANCE
GND	GROUND
HT	HEIGHT/HIGH
ID	INSIDE DIAMETER
IDF	INTERMEDIATE DISTRIBUTION FACILITY
LOMMF	LASER OPTIMIZED MULTIMODE FIBER
MDF	MAIN DISTRIBUTION FACILITY
MH	MANHOLE
MMF	MULTIMODE FIBER
MPOE	MINIMUM POINT OF ENTRY
MER	MAIN EQUIPMENT ROOM
NIC	NOT IN CONTRACT
NTS	NOT TO SCALE
OC	ON CENTER
OD	OUTSIDE DIAMETER
OFCI	OWNER FURNISHED, CONTRACTOR INSTALLED
OFE	OWNER FURNISHED EQUIPMENT
OFOI	OWNER FURNISHED, OWNER INSTALLED
OSP	OUTSIDE PLANT CABLE
PB	PULLBOX
PR	PAIR
REQ	REQUIREMENT
RM	ROOM
SMF	SINGLE-MODE FIBER
TGB	TELECOMMUNICATIONS GROUNDING BUSBAR
TMGB	TELECOMMUNICATIONS MAIN GROUNDING BUSBAR
TSID	TELECOMMUNICATIONS SPACE IDENTIFICATION
TR	TELECOMMUNICATIONS ROOM
TSER	TELECOMMUNICATIONS SERVICE ENTRANCE ROOM
UPS	UNINTERRUPTIBLE POWER SUPPLY
(U)/UTP	UNSHIELDED TWISTED PAIR
UON	UNLESS OTHERWISE NOTED
VIF	VERIFY IN FIELD
WAP	WIRELESS ACCESS POINT
WP	WEATHERPROOF
ZDF	ZONE DISTRIBUTION FACILITY

SPECIAL CONSIDERATIONS

IT DIVISION OF RESPONSIBILITY MATRIX

ITEM	TELECOM CONTRACTOR	DOIT
COMMUNICATIONS	F/I	
SWITCHES ROUTERS		F/I
SERVERS		F/I
WAPS		F/I

ITEM	TELECOM CONTRACTOR
UPS	F/I
PATCH CORDS (IT ROOMS)	F/I
PATCH CORD (WORKSTATIONS)	F/I
VOICE DATA FACEPLATES & SURF MT BOXES	F/I

ITEM	TELECOM CONTRACTOR	ELECTRICAL CONTRACTOR
CONDUITS & CABLE TRAY PATHS INTRA BLDG		F/I
CONDUITS & CABLE TRAY PATHS INTER BLDG		F/I
BACKBONE FIBER CABLE	F/I	
OUTSIDE PLANT FIBER CABLE	F/I	

ITEM	ELECTRICAL CONTRACTOR
OUTSIDE PLANT COPPER CABLE	F/I
OUTSIDE PLANT COPPER CABLE & LIGHTNING PROT.	F/I

NO.	DATE	ISSUE

ISSUED FOR BRIDGING
NOT FOR CONSTRUCTION

Note: Design-Build Entity shall obtain and verify all dimensions and conditions at job site and be fully responsible for the same. Bridging drawings and narratives are provided for design intent. The design-build entity is responsible for the full design of a project that adheres to all, scope requirements, codes, state and federal regulations and guidelines.

CIVIL / SITE:
DAVID MASON + ASSOCIATES
464 N Milwaukee Avenue
Chicago, IL 60654

STRUCTURAL:
DAVID MASON + ASSOCIATES
464 N Milwaukee Avenue
Chicago, IL 60654

ELECTRICAL:
WEBB ENGINEERING SERVICES INC
1400 S 3rd Street
Suite 201
St Louis, MO 63104

FOOD & LAUNDRY SERVICE:
FOOD FACILITIES CONCEPTS, INC
110 Washington Avenue
Suite 302
Carnegie, PA 15106

HISTORIC PRESERVATION:
HPZS
213 W Institute Place
Suite 502
Chicago, IL 60610

LANDSCAPE:
HITCHCOCK DESIGN GROUP
22 E Chicago Avenue
Suite 200A
Naperville, IL 60540

HEATING, VENTILATION, PLUMBING & FIRE PROTECTION:
BRIC PARTNERSHIP, LLC
100 E Washington Street
Suite 220
Belleville, IL 62220

TECH, DATA, & SECURITY:
SHEN MILSOM & WILKE
2 N Riverside Plaza
Suite 1460
Chicago, IL 60606

GEOTECH & ENVIRONMENT:
GSG CONSULTANTS, INC
2942 W VanBuren
Chicago, IL 60612

REMEDITATION DESIGN:
TROPICAL ENVIRONMENTAL, INC
1350 Chase Street
Algonquin, IL 60102

PE PROJECT No: 77550

PERKINS — EASTMAN
209 S LaSalle Street, Suite 400
Chicago, IL 60604
T. +1 312 755 1200
F. +1 312 755 1155

KEY PLAN:

State of Illinois
JB PRITZKER, GOVERNOR
Illinois Capital Development Board

SHEET TITLE:
TELECOM COVER SHEET

PROJECT:
NEW NURSING HOME & DOMICILIARY
ILLINOIS VETERANS' HOME QUINCY
1707 NORTH 12 STREET
QUINCY, ADAMS COUNTY, ILLINOIS 62301

PROJECT NO. 040-010-115
DATE: 11/11/19
SHEET NO. S-TT001
VOLUME: 1 OF 4

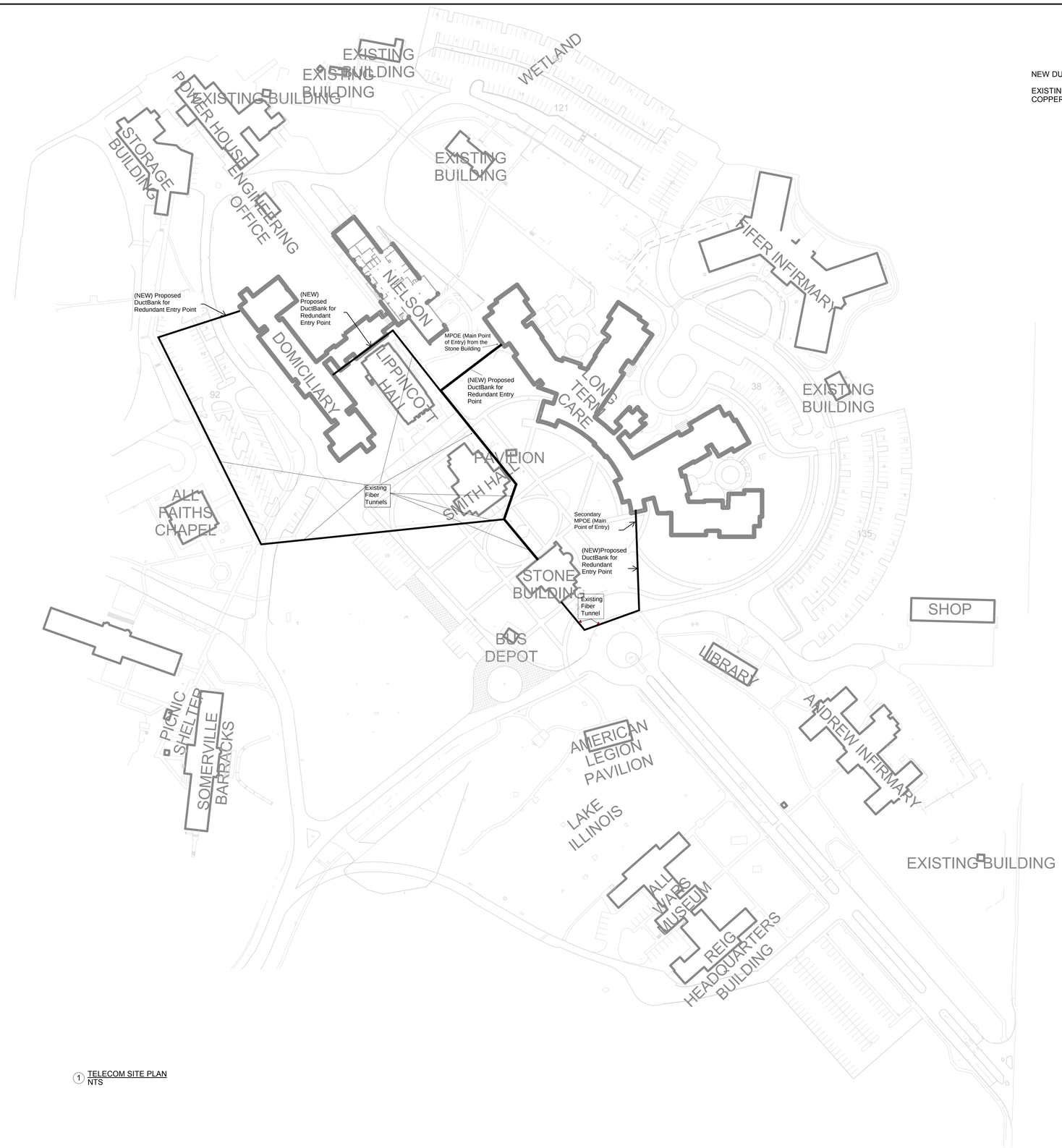

1 TELECOM SITE PLAN
NTS

NO.	DATE	ISSUE

ISSUED FOR BRIDGING
NOT FOR CONSTRUCTION

Note: Design-Build Entity shall obtain and verify all dimensions and conditions at job site and be fully responsible for the same. Bridging drawings and narratives are provided for design intent. The design-build entity is responsible for the full design of a project that adheres to all, scope requirements, codes, state and federal regulations and guidelines.

CIVIL / SITE:
DAVID MASON + ASSOCIATES
464 N Milwaukee Avenue
Chicago, IL 60654

STRUCTURAL:
DAVID MASON + ASSOCIATES
464 N Milwaukee Avenue
Chicago, IL 60654

ELECTRICAL:
WEBB ENGINEERING SERVICES INC
1400 S 3rd Street
Suite 201
St Louis, MO 63104

FOOD & LAUNDRY SERVICE:
FOOD FACILITIES CONCEPTS, INC
110 Washington Avenue
Suite 302
Carnegie, PA 15106

HISTORIC PRESERVATION:
HPZS
213 W Institute Place
Suite 502
Chicago, IL 60610

LANDSCAPE:
HITCHCOCK DESIGN GROUP
22 E Chicago Avenue
Suite 200A
Naperville, IL 60540

HEATING, VENTILATION, PLUMBING & FIRE PROTECTION:
BRIC PARTNERSHIP, LLC
100 E Washington Street
Suite 220
Belleville, IL 62220

TECH, DATA, & SECURITY:
SHEN MILSOM & WILKE
2 N Riverside Plaza
Suite 1460
Chicago, IL 60606

GEOTECH & ENVIRONMENT:
GSG CONSULTANTS, INC
2942 W VanBuren
Chicago, IL 60612

REMEDITATION DESIGN:
TROPICAL ENVIRONMENTAL, INC
1350 Chase Street
Algonquin, IL 60102

PE PROJECT No: 77550

PERKINS — EASTMAN
209 S LaSalle Street, Suite 400
Chicago, IL 60604
T. +1 312 755 1200
F. +1 312 755 1155

KEY PLAN:

N

Capital Development Board
Building a Better Illinois

State of Illinois
JB PRITZKER, GOVERNOR
Illinois Capital Development Board

SHEET TITLE:
TELECOM SITE PLAN

PROJECT:
NEW NURSING HOME & DOMICILIARY
ILLINOIS VETERANS' HOME QUINCY
1707 NORTH 12 STREET
QUINCY, ADAMS COUNTY, ILLINOIS 62301

PROJECT NO. 040-010-115
DATE: 11/11/19
SHEET NO. S-TT100
VOLUME: VOLUME 1 OF 4

DRAWING LIST:

NUMBER	NAME
D-TY001	SECURITY COVER SHEET
D-TY100	LOWER LEVEL SECRITY FLOOR PLAN
D-TY101	FIRST FLOOR SECURITY FLOOR PLAN
D-TY102	SECOND FLOOR SECURITY FLOOR PLAN
D-TY103	THIRD FLOOR SECURITY FLOOR PLAN
L-TY001	SECURITY COVER SHEET
L-TY100	BASEMENT SECURITY FLOOR PLAN
L-TY101	FIRST FLOOR SECURITY FLOOR PLAN
L-TY101A	FIRST FLOOR SECURITY FLOOR PLAN - TYP HOUSEHOLD
L-TY102	SECOND FLOOR SECURITY FLOOR PLAN
L-TY102A	SECOND FLOOR SECURITY FLOOR PLAN - TYP HOUSEHOLD
L-TY103	THIRD FLOOR SECURITY FLOOR PLAN
L-TY103A	THIRD FLOOR SECURITY FLOOR PLAN - TYP HOUSEHOLD
L-TY104	FOURTH FLOOR SECURITY FLOOR PLAN
L-TY104A	FOURTH FLOOR SECURITY FLOOR PLAN - TYP HOUSEHOLD
L-TY105	ROOF SECURITY FLOOR PLAN
L-TY105A	ROOF SECURITY FLOOR PLAN - TYP HOUSEHOLD
S-TY001	SECURITY COVER SHEET
S-TY100	SECURITY SITE PLAN

ABBREVIATIONS:

A	-	AMPERES
AC	-	ABOVE COUNTER
AFF	-	ABOVE FINISHED FLOOR
AWG	-	AMERICAN WIRE GAUGE
C	-	CONDUIT
CAT	-	CATALOG
CB	-	CIRCUIT BREAKER
CCTV	-	CLOSED CIRCUIT TELEVISION
CKT	-	CIRCUIT
CL	-	CENTER LINE
CLG	-	CEILING
COND	-	CONDUCTOR
CU	-	COPPER
DVR	-	DIGITAL VIDEO RECORDER
DWG	-	DRAWING
EC	-	EMPTY CONDUIT
EM	-	EMERGENCY
EX	-	EXISTING
FA	-	FIRE ALARM
FACP	-	FIRE ALARM CONTROL PANEL
G	-	GROUND
HC	-	HUNG CEILING
HZ	-	HERTZ
IDF	-	INTERMEDIATE DISTRIBUTION FRAME
JB	-	JUNCTION BOX
LV	-	LOW VOLTAGE
MAX	-	MAXIMUM
MDF	-	MAIN DISTRIBUTION FRAME
MER	-	MECHANICAL EQUIPMENT ROOM
MIN	-	MINIMUM
MTD	-	MOUNTED
MTG	-	MOUNTING
MTS	-	MANUAL TRANSFER SWITCH
N	-	NEUTRAL
NC	-	NORMALLY CLOSED
NIC	-	NOT IN CONTRACT
NO	-	NORMALLY OPEN
No.	-	NUMBER
NTS	-	NOT TO SCALE
PA	-	PUBLIC ADDRESS
PNL	-	PANEL
POE	-	POWER OVER ETHERNET
PTZ	-	PAN/TILT/ZOOM
RM	-	ROOM
STP	-	SHIELDED TWISTED PAIR
XFRM	-	TRANSFORMER
TEL	-	TELECOMMUNICATIONS
TLR	-	TIME LAPSE RECORDER
TS	-	TAMPER SWITCH
TTB	-	TELECOMMUNICATIONS TERMINAL BOARD
TTC	-	TELECOMMUNICATIONS TERMINAL CABINET
TV	-	TELEVISION
TYP	-	TYPICAL
UON	-	UNLESS OTHERWISE NOTED
UPS	-	UNINTERRUPTIBLE POWER SUPPLY
UTP	-	UNSHIELDED TWISTED PAIR
V	-	VOLTS
VA	-	VOLT-AMPERES
VM	-	VOLTMETER
VP	-	VAPOR PROOF
W	-	WATTS
WP	-	WATERPROOF
WT	-	WATERTIGHT

SECURITY ELECTRICAL NOTES:

01	RISER POWER (EMERGENCY CIRCUIT) ELECTRICAL CONTRACTOR TO PROVIDE A HARD WIRED CONNECTION TO A 120VAC 20A EMERGENCY CIRCUIT DEDICATED TO SECURITY IN EACH RISER LOCATION WITHIN A 4" X 4" BOX SURFACE MOUNTED 18" A.F.F. WITH WIRE ENDS TERMINATED AND INSULATED WITH WIRE NUTS
02	MAGNOTOMETER/X-RAY SCANNER POWER (NON-EMERGENCY CIRCUIT) ELECTRICAL CONTRACTOR SHALL PROVIDE AN UN-SWITCHED DUPLEX OUTLET CONNECTED TO A 120VAC 20A NON-EMERGENCY CIRCUIT DEDICATED TO SECURITY. THE OUTLET SHALL BE FLUSH MOUNTED IN THE FLOOR.
03	RISER POWER (NON-EMERGENCY CIRCUIT) ELECTRICAL CONTRACTOR TO PROVIDE A HARD WIRED CONNECTION TO A 120VAC 20A NON-EMERGENCY CIRCUIT DEDICATED TO SECURITY IN EACH RISER LOCATION WITHIN A 4" X 4" BOX SURFACE MOUNTED 18" A.F.F. WITH WIRE ENDS TERMINATED AND INSULATED WITH WIRE NUTS.
04	SECURITY CONTROL/EQUIPMENT ROOM POWER (EMERGENCY CIRCUIT) ELECTRICAL CONTRACTOR TO PROVIDE A HARD WIRED CONNECTION TO A 120VAC 20A UNINTERRUPTIBLE POWER CIRCUIT DEDICATED TO SECURITY WITHIN A 4" X 4" BOX SURFACE MOUNTED BEHIND THE CONSOLE/RACK AT 18" AFF WITH WIRE ENDS TERMINATED AND INSULATED WITH WIRE NUTS.
05	X-RAY/METAL DETECTOR POWER (EMERGENCY CIRCUIT) ELECTRICAL CONTRACTOR SHALL PROVIDE AN UN-SWITCHED DUPLEX OUTLET TO A 120VAC 20A EMERGENCY CIRCUIT DEDICATED TO SECURITY. THE OUTLET SHALL BE FLUSH MOUNTED IN FLOOR.
06	POLE MOUNTED CAMERA POWER (NON-EMERGENCY CIRCUIT) ELECTRICAL CONTRACTOR SHALL PROVIDE A HARD WIRED CONNECTION TO A 120VAC 20A NON-EMERGENCY CIRCUIT DEDICATED TO SECURITY PROVIDED WITHIN A NEMA 4X ENCLOSURE MOUNTED AT THE BASE OF THE POLE WITH WIRE ENDS TERMINATED AND INSULATED WITH WIRE NUTS. MULTIPLE CONNECTIONS CAN BE BRANCHED OFF THIS CIRCUIT FOR ADDITIONAL CAMERAS BUT SHALL NOT EXCEED 15 CONNECTIONS TOTAL. EACH CAMERA'S ACTUAL LOAD SHALL BE 1A AT 120VAC.
07	EXTERIOR CAMERA POWER (NON-EMERGENCY CIRCUIT) ELECTRICAL CONTRACTOR SHALL PROVIDE A HARD WIRED CONNECTION TO A 120VAC 20A NON-EMERGENCY CIRCUIT DEDICATED TO SECURITY. THE CIRCUIT CONNECTION SHALL BE PROVIDED WITHIN A 4" X 4" BOX MOUNTED ABOVE ACCESSIBLE CEILING ON INTERIOR OF BUILDING WITH WIRE ENDS TERMINATED INSULATED WITH WIRE NUTS. MULTIPLE CONNECTIONS CAN BE BRANCHED OFF THIS CIRCUIT FOR ADDITIONAL CAMERAS BUT SHALL NOT EXCEED 2 CONNECTIONS TOTAL. EACH CAMERA'S ACTUAL LOAD SHALL BE 5A AT 120VAC. FOR EXTERIOR LOCATION PROVIDE POWER IN 4"X4"OUTDOOR RATED BOX
08	ELEVATOR SECURITY EQUIPMENT POWER (NON-EMERGENCY CIRCUIT) ELECTRICAL CONTRACTOR SHALL PROVIDE A HARD WIRED CONNECTIONS TO A 120VAC 20A NON-EMERGENCY CIRCUIT DEDICATED TO SECURITY IN THE ELEVATOR MACHINE ROOM(S) AS INDICATED ON THE DRAWINGS. TYPICAL LOAD FOR EACH CIRCUIT SHALL BE 10A. PROVIDE CONNECTION IN A SURFACE MOUNTED BOX MOUNTED AT 8' A.F.F. WITH WIRE ENDS TERMINATED AND INSULATED WITH WIRE NUTS
09	ELECTRIC EXIT DEVICE POWER (EMERGENCY CIRCUIT) ELECTRICAL CONTRACTOR SHALL PROVIDE A HARD WIRED CONNECTION TO A 120VAC 20A EMERGENCY CIRCUIT DEDICATED TO SECURITY AT DOORS UTILIZING ELECTRIC EXIT DEVICES PROVIDED WITHIN A 4" X 4" BOX MOUNTED ABOVE ACCESSIBLE CEILING ADJACENT TO THE DOOR OR AS SHOWN ON DRAWINGS WITH WIRE ENDS TERMINATED AND INSULATED WITH WIRE NUTS. MULTIPLE CONNECTIONS CAN BE BRANCHED OFF THIS CIRCUIT FOR ADDITIONAL ELECTRIC EXIT DEVICES BUT SHALL NOT EXCEED 10 CONNECTIONS TOTAL. EACH DEVICE'S ACTUAL LOAD SHALL BE 1.5A AT 120VAC.
10	VEHICLE GATE POWER (EMERGENCY CIRCUIT) ELECTRICAL CONTRACTOR SHALL PROVIDE A DEDICATED 120V AC HARD WIRED 20AMP CIRCUIT WITHIN THE GATE HOUSING. THE JUNCTION BOX SHALL BE OUTDOOR RATED. THE ELECTRICAL CONTRACTOR SHALL PROVIDE SURGE PROTECTION FOR THE CIRCUIT EACH GATE SHOULD HAVE A DEDICATED CIRCUIT MULTIPLE GATES SHOULD NEVER SHARE CIRCUIT.
11	SITE POWER (NON-EMERGENCY CIRCUIT) ELECTRICAL CONTRACTOR SHALL PROVIDE AN UN-SWITCHED DUPLEX OUTLET TO A 120VAC 20A NON-EMERGENCY CIRCUIT DEDICATED TO SECURITY. THE OUTLET SHALL BE WALL MOUNTED 12" AAF.
12	UPS POWER (EMERGENCY CIRCUIT) ELECTRICAL CONTRACTOR SHALL PROVIDE A HARD WIRED CONNECTION TO A 240VAC 65A EMERGENCY CIRCUIT DEDICATED TO SECURITY AS INDICATED ON THE DRAWINGS. THE CONNECTION SHALL BE PROVIDED WITHIN A 4" X 4" BOX SURFACE MOUNTED IN THE BACK OF THE SECURITY EQUIPMENT RACK, 18" A.F.F. AND SHALL HAVE WIRE ENDS TERMINATED AND INSULATED WITH WIRE NUTS.
13	SECURITY EMERGENCY CALL STATION POWER (EMERGENCY CIRCUIT) HARD WIRE TO 120VAC 20A CIRCUIT EMERGENCY CIRCUIT DEDICATED FOR EMERGENCY CALL STATIONS. MOUNTING HT OF CALL BOX TO BE 36" AFF TO BOTTOM OF UNIT. POWER TO BE BROUGHT DOWN IN COLUMN TO 4" X 4" BOX TO ALIGN WITH 3/4" KO ON BACK OF UNIT. 5 UNITS CAN BE POWERED FROM SAME CIRCUIT.
14	ELEVATOR CAMERA POWER (NON-EMERGENCY CIRCUIT) ELEVATOR CONTRACTOR SHALL PROVIDE AN UN-SWITCHED DUPLEX OUTLET TO A 120VAC 20A NON-EMERGENCY CIRCUIT DEDICATED FOR THE SECURITY CAMERA. THE OUTLET SHALL BE MOUNTED ABOVE THE CAB AND PROVIDE ADEQUATE SPACE FOR A PLUG IN TYPE TRANSFORMER.
15	ELECTRIC EXIT DEVICE POWER (NON-EMERGENCY CIRCUIT) ELECTRICAL CONTRACTOR SHALL PROVIDE A HARD WIRED CONNECTION TO A 120VAC 20A UN-SWITCHED CIRCUIT DEDICATED TO SECURITY AT DOORS UTILIZING ELECTRIC EXIT DEVICES PROVIDED WITHIN A 4" X 4" BOX MOUNTED ABOVE ACCESSIBLE CEILING ADJACENT TO THE DOOR OR AS SHOWN ON DRAWINGS WITH WIRE ENDS TERMINATED AND INSULATED WITH WIRE NUTS. MULTIPLE CONNECTIONS CAN BE BRANCHED OFF THIS CIRCUIT FOR ADDITIONAL ELECTRIC EXIT DEVICES BUT SHALL NOT EXCEED 10 CONNECTIONS TOTAL. EACH DEVICE'S ACTUAL LOAD SHALL BE 1.5A AT 120VAC.
16	INTERIOR PTZ CAMERA POWER (NON-EMERGENCY CIRCUIT) ELECTRICAL CONTRACTOR SHALL PROVIDE A HARD WIRED CONNECTION TO A 120VAC 20A NON-EMERGENCY CIRCUIT DEDICATED TO SECURITY. THE CIRCUIT CONNECTION SHALL BE PROVIDED WITHIN A 4" X 4" BOX MOUNTED ABOVE ACCESSIBLE CEILING ON INTERIOR OF BUILDING WITH WIRE ENDS TERMINATED INSULATED WITH WIRE NUTS. MULTIPLE CONNECTIONS CAN BE BRANCHED OFF THIS CIRCUIT FOR ADDITIONAL CAMERAS BUT SHALL NOT EXCEED 2 CONNECTIONS TOTAL. EACH CAMERA POWER SUPPLY ACTUAL LOAD SHALL NOT EXCEED 3A AT 120VAC.
J	PROVIDE 4" X 4" X 2-1/4" DEEP BOX SURFACE MOUNTED ABOVE ACCESSIBLE CEILING UNLESS OTHERWISE NOTED.
J1	PROVIDE 6" X 6" X 4" DEEP BOX SURFACE MOUNTED ABOVE ACCESSIBLE CEILING UNLESS OTHERWISE NOTED.
J2	PROVIDE 10" X 10" X 4" DEEP BOX SURFACE MOUNTED ABOVE ACCESSIBLE CEILING UNLESS OTHERWISE NOTED.
J3	PROVIDE 12" X 12" X 6" DEEP BOX SURFACE MOUNTED ABOVE ACCESSIBLE CEILING UNLESS OTHERWISE NOTED.
J4	PROVIDE 16" X 16" X 8" DEEP BOX SURFACE MOUNTED ABOVE ACCESSIBLE CEILING UNLESS OTHERWISE NOTED.
J5	PROVIDE 20" X 20" X 8" DEEP BOX SURFACE MOUNTED ABOVE ACCESSIBLE CEILING UNLESS OTHERWISE NOTED.

SYMBOLS:

AC- X	ACCESS CONTROL READER
ACP	ACCESS CONTROL PANEL
ACS	ACCESS CONTROL SERVER
AN	ANNUNCIATOR
AP	ALARM PANEL
DI	DOOR INTERLOCK
DIU	DOOR INTERFACE UNIT
DR- X	DOOR RELEASE
DVR	DIGITAL VIDEO RECORDER
GB- X	GLASS BREAK SENSOR
HE	HEAD END MONITORING LOCATION
IC- X	INTERCOM
IR	INFRARED BEAM
KP	ALARM KEYPAD
K	FIRE RELAY (FOR LOCK RELEASE)
LA	LOCAL ALARM
MC- X	MAGNETIC CONTACT
MD- X	MOTION DETECTOR
MH	MAGNETIC HOLD OPEN
MON	VIDEO SURVEILLANCE
NVR	NETWORK VIDEO RECORDER
PB- X	PUSH BUTTON
RE- X	REQUEST TO EXIT
RIO	RELAY IN/OUT
SBP	SECURITY BADGE PRINTER
SR	SECURITY RISER LOCATION
SI	SIREN/SOUNDER
ST	STROBE
VI- X	VIDEO INTERCOM
VE	VIDEO ENCODER
VBS	VIBRATION SENSOR
WS	WORKSTATION
XLP	LOCK POWER SUPPLY
XCP	CAMERA POWER SUPPLY
XDP	DEVICE POWER SUPPLY
C-X	CCTV CAMERA - FIXED
C-X	CCTV CAMERA - PTZ
	CCTV CAMERA - CEILING MOUNT
	CCTV CAMERA - WALL MOUNT
	CCTV CAMERA - CORNER MOUNT
	CCTV CAMERA - CORNER MOUNT

GENERAL NOTES:

1. DRAWINGS ARE NOT TO BE USED FOR ARCHITECTURAL OR ENGINEERING PURPOSES. THE SECURITY DRAWINGS SHOULD ONLY BE USED FOR SECURITY SYSTEMS INSTALLATION AND COORDINATION.

2. ALL MOUNTING SPECIFICS SHALL BE AS INDICATED IN THE LEGEND UNLESS OTHERWISE NOTED IN THE SECURITY DRAWINGS. MOUNTING CONDITIONS IDENTIFIED ON THE SECURITY DRAWINGS SHALL TAKE PRECEDENCE OVER THE LEGEND DESACIPTIONS.

3. VERIFY AND COORDINATE THE EXACT MOUNTING LOCATION OF ALL DEVICES PRIOR TO INSTALLATION.

4. THE MOUNTING HEIGHTS ARE TO THE CENTERLINE OF THE DEVICE UNLESS OTHERWISE NOTED.

5. THE SECURITY CONTRACTOR SHALL RESTORE CEILINGS AND WALLS AND ANY OTHER SURFACES AFFECTED BY HIS WORK WITH LIKE MATERIALS TO MATCH EXISTING CONSTRUCTION UPON COMPLETION OF HIS WORK.

6. FIRE STOPPING OF ALL PENETRATIONS SHALL BE PROVIDED BY THE SECURITY CONTRACTOR AS REQUIRED BY CODE.

7. ALL DEVICES, WIRING, TERMINATIONS, AND OTHER REQUIRED ROUGH-IN NOT DESIGNATED "BY OTHERS" ARE TO BE PROVIDED BY THE SECURITY CONTRACTOR.

8. COORDINATE ALL EXTERIOR CAMERA LOCATIONS WITH THE LANDSCAPE TO ENSURE THAT CAMERA VIEW ARE NOT OBSTRUCTED.

SECURITY CONDUIT AND WIRING NOTES:

1. ALL CONDUIT AND BACKBOXES SHALL CONFORM TO BUILDING STANDARD ELECTRICAL SPECIFICATIONS. ALL CABLES SHALL BE PLENUM RATED WHERE REQUIRED.

2. ALL CONDUIT SHALL BE 3/4" UNLESS OTHERWISE NOTED.

3. ALL CONDUIT USED IN POTENTIALLY DAMP OR WET LOCATIONS, EXPOSED OUTDOORS, OR IN HAZARDOUS AREAS SHALL BE INTERMEDIATE STEEL CONDUIT (IMC). ALL EXTERIOR CONDUIT IN SLAB SHALL BE PVC. ALL CONDUIT OTHER THAN SPECIFIED TO BE IMC OR PVC SHALL BE ELECTRICAL METALLIC TUBING (EMT).

4. ALL CONDUIT SHALL BE ROUTED ABOVE CEILINGS, BELOW FLOORS, OR WITHIN WALLS. NO CONDUIT SHALL BE EXPOSED UNLESS APPROVED BY THE ARCHITECT.

5. PROVIDE PULL STRINGS IN ALL CONDUIT AND PULLBOXES AS REQUIRED. ALL CONDUITS SHALL HAVE PLASTIC BUSHINGS INSTALLED AT OPEN ENDS PRIOR TO PULLING WIRE.

6. ALL BACKBOXES SHALL BE FLUSH MOUNTED UNLESS OTHERWISE NOTED.

7. ALL BACKBOXES MOUNTED WITHIN FIRE RATED PARTITIONS SHALL MEET THE FIRE RATING OF THE PARTITION AS REQUIRED BY CODE.

8. COORDINATE THE EXACT LOCATION OF ALL PULL AND BACKBOXES WITH ARCHITECTURAL, ELECTRICAL, AND MECHANICAL DRAWINGS.

9. ALL JUNCTION AND PULLBOXES SHALL BE PROVIDED WITH ACCOMPANYING BLANK COVER PLATE.

10. JUNCTION BOXES LOCATED ABOVE DOORS WITH NO ACCESSIBLE CEILING SHALL BE SECURED WITH TAMPER PROOF SCREWS.

11. PROVIDE WATERTIGHT SEALING ASSEMBLIES WITH PRESSURE BUSHING AS REQUIRED FOR EXTERIOR PENETRATIONS.

12. JUNCTION AND PULLBOXES IN EXTERIOR LOCATIONS SHALL BE WATERPROOF.

13. ALL CABLE RUNS IN CEILING AREAS WHERE CONDUIT OR CABLE TRAY IS NOT SPECIFIED SHALL BE SUPPORTED WITH SIMILAR SUPPORT OR WITH THE USE OF J-HOOKS AT 5' INTERVALS ABOVE CEILING TILES.

14. COORDINATE WITH ELECTRICAL CONTRACTOR FOR SECURITY DEVICE AND CONTROL PANEL POWER REQUIREMENTS.

15. WIRE SHEATH SHALL BE MAINTAINED TO FINAL TERMINATION. ALL TERMINATIONS SHALL MAINTAIN TWIST OF INDIVIDUAL PAIRS TO WITHIN 0.5" OR LESS OF FINAL TERMINATION. ALL WIRES SHALL BE LABELED WITHIN 6.5" OF FINAL TERMINATION. ALL LABELS SHALL BE MACHINE PRINTED OR STENCILED. NO HAND LETTERED LABELS SHALL BE USED.

16. ANY CONDUIT ROUTING SHOWN IS SCHEMATIC AND IS NOT INTENDED TO REPRESENT INSTALLED PATHS OR DISTANCES. ACTUAL ROUTING AND BOX LOCATIONS SHALL BE FIELD VERIFIED AND COORDINATED WITH OTHER DISCIPLINES BY THE INSTALLING CONTRACTOR.

RESPONSIBILITY MATRIX

Security Requirments	SUPPLIED BY: General Contractor (ECC)	Electrical Trade Bid (ECC)	Security Intergrator (FF&E)	Tel/Data Installer (ECC)	Owner	NA	INSTALLED BY: General Contractor (ECC)	Electrical Trade Bid (ECC)	Security Intergrator (FF&E)	Tel/Data Installer (ECC)	Owner	NA	Specification Division Responsibility
Hardwired Locks	X						X						Contractor
Balance of Door Hardware (hinges/operators, etc)	X						X						Contractor
Security Low Voltage Cable			X						X				Contractor
Patch Cables (Fiber, Network)			X						X				Contractor
Fiber Cable for Analog Cameras			X						X				Contractor
Fiber Patch Panel			X						X				Contractor
Security Data Cable (IP)				X						X			Contractor
Security Data Outlets (IP)				X						X			Contractor
Cameras and Associated Video Surveillance Devices			X						X				Contractor
Access Control Card Readers and Associated Devices			X						X				Contractor
Conduit and Back Boxes		X						X					Contractor
Power & Power Receptacles		X						X					Contractor
Network Video Recorders					X						X		Owner
Network Switches					X						X		Owner
Security Low Voltage Power Supplies			X						X				Contractor
Door Contacts	X						X						Contractor

EQUIPMENT SYMBOL & TAG DEFINITIONS:

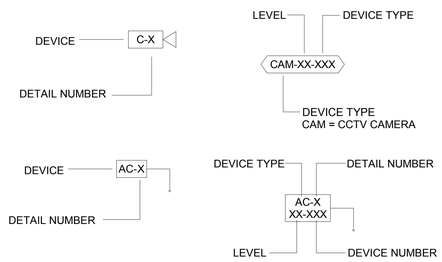

SECURITY DEVICE NOTES:

1. ALL DEVICES, WIRING, TERMINATION AND OTHER REQUIRED ROUGH-IN NOT DESIGNATED "AS BY OTHERS", ARE TO BE PROVIDED BY THE SECURITY CONTRACTOR.

2. ALL SECURITY DEVICES PROVIDED BY THE SECURITY CONTRACTOR. NOTES BELOW INDICATE WORK BY THE ELECTRICAL CONTRACTOR.

3. PROVIDE 4" X 4" X 2-1/4" DEEP BOX WITH SINGLE GANG DEVICE RING JB FLUSH MOUNTED 48" A.F.F WITH 3 /4" CONDUIT STUBUP TO J1 BY ELECTRICAL CONTRACTOR.

4. STUB 3/4" CONDUIT OR GREENFIELD DOWN DOOR FRAME ON THE HINGE SIDE OF THE DOOR BACK BOX EL TO JUNCTION BOX J1 LOCATED ABOVE ACCESSIBLE CEILING, BY ELECTRICAL CONTRACTOR.

5. STUB 3/4" CONDUIT OR GREENFIELD DOWN DOOR FRAME ON THE STRIKE SIDE OF THE DOOR ES TO JUNCTION BOX J1 LOCATED ABOVE ACCESSIBLE CEILING, BY ELECTRICAL CONTRACTOR.

NO.	DATE	ISSUE
1		S-TY - Titlepage 30x42 12" = 1'-0"

ISSUED FOR BRIDGING NOT FOR CONSTRUCTION

Note: Design-Build Entity shall obtain and verify all dimensions and conditions at job site and be fully responsible for the same. Bridging drawings and narratives are provided for design intent. The design-build entity is responsible for the full design of a project that adheres to all, scope requirements, codes, state and federal regulations and guidelines.

CIVIL / SITE:
DAVID MASON + ASSOCIATES
464 N Milwaukee Avenue
Chicago, IL 60654

STRUCTURAL:
DAVID MASON + ASSOCIATES
464 N Milwaukee Avenue
Chicago, IL 60654

ELECTRICAL:
WEBB ENGINEERING SERVICES INC
1400 S 3rd Street
Suite 201
St Louis, MO 63104

FOOD & LAUNDRY SERVICE:
FOOD FACILITIES CONCEPTS, INC
110 Washington Avenue
Suite 302
Carnegie, PA 15106

HISTORIC PRESERVATION:
HPZS
213 W Institute Place
Suite 502
Chicago, IL 60610

LANDSCAPE:
HITCHCOCK DESIGN GROUP
22 E Chicago Avenue
Suite 200A
Naperville, IL 60540

HEATING, VENTILATION, PLUMBING & FIRE PROTECTION:
BRIC PARTNERSHIP, LLC
100 E Washington Street
Suite 220
Belleville, IL 62220

TECH, DATA, & SECURITY:
SHEN MILSOM & WILKE
2 N Riverside Plaza
Suite 1460
Chicago, IL 60606

GEOTECH & ENVIRONMENT:
GSG CONSULTANTS, INC
2942 W VanBuren
Chicago, IL 60612

REMEDITATION DESIGN:
TROPICAL ENVIRONMENTAL, INC
1350 Chase Street
Algonquin, IL 60102

PE PROJECT No: 77550

PERKINS — EASTMAN
209 S LaSalle Street, Suite 400
Chicago, IL 60604
T. +1 312 755 1200
F. +1 312 755 1155

KEY PLAN:

State of Illinois

JB PRITZKER, GOVERNOR
Illinois Capital Development Board

SHEET TITLE:
SECURITY COVER SHEET

PROJECT:
NEW NURSING HOME & DOMICILIARY
ILLINOIS VETERANS' HOME QUINCY
1707 NORTH 12 STREET
QUINCY, ADAMS COUNTY, ILLINOIS 62301

PROJECT NO. 040-010-115
DATE: 11/11/19
SHEET NO. S-TY001
VOLUME: VOLUME 1 OF 4

1 **SECURITY SITE PLAN**

1" = 30'-0"

NO.	DATE	ISSUE

ISSUED FOR BRIDGING
NOT FOR CONSTRUCTION

Note: Design-Build Entity shall obtain and verify all dimensions and conditions at job site and be fully responsible for the same. Bridging drawings and narratives are provided for design intent. The design-build entity is responsible for the full design of a project that adheres to all scope requirements, codes, state and federal regulations and guidelines.

CIVIL / SITE:
DAVID MASON + ASSOCIATES
464 N Milwaukee Avenue
Chicago, IL 60654

STRUCTURAL:
DAVID MASON + ASSOCIATES
464 N Milwaukee Avenue
Chicago, IL 60654

ELECTRICAL:
WEBB ENGINEERING SERVICES INC
1400 S 3rd Street
Suite 201
St Louis, MO 63104

FOOD & LAUNDRY SERVICE:
FOOD FACILITIES CONCEPTS, INC
110 Washington Avenue
Suite 302
Carnegie, PA 15106

HISTORIC PRESERVATION:
HPZS
213 W Institute Place
Suite 502
Chicago, IL 60610

LANDSCAPE:
HITCHCOCK DESIGN GROUP
22 E Chicago Avenue
Suite 200A
Naperville, IL 60540

HEATING, VENTILATION, PLUMBING & FIRE PROTECTION:
BRIC PARTNERSHIP, LLC
100 E Washington Street
Suite 220
Belleville, IL 62220

TECH, DATA, & SECURITY:
SHEN MILSOM & WILKE
2 N Riverside Plaza
Suite 1460
Chicago, IL 60606

GEOTECH & ENVIRONMENT:
GSG CONSULTANTS, INC
2942 W VanBuren
Chicago, IL 60612

REMEDITATION DESIGN:
TROPICAL ENVIRONMENTAL, INC
1350 Chase Street
Algonquin, IL 60102

PE PROJECT No: 77550

PERKINS — EASTMAN
209 S LaSalle Street, Suite 400
Chicago, IL 60604
T. +1 312 755 1200
F. +1 312 755 1155

KEY PLAN:

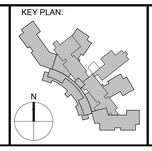

Capital Development Board
Building a Better Illinois

State of Illinois

JB PRITZKER, GOVERNOR
Illinois Capital Development Board

SHEET TITLE:
SECURITY SITE PLAN

PROJECT:
NEW NURSING HOME & DOMICILIARY
ILLINOIS VETERANS' HOME QUINCY
1707 NORTH 12 STREET
QUINCY, ADAMS COUNTY, ILLINOIS 62301

PROJECT NO. 040-010-115
DATE: 11/11/19
SHEET NO. S-TY100
VOLUME: VOLUME 1 OF 4