

CDB - PROJECT NUMBER 040-010-115

NEW NURSING HOME & DOMICILIARY ILLINOIS VETERANS' HOME QUINCY

VOLUME 3 OF 4 - NEW LONG TERM CARE BUILDING SERIES
ISSUED FOR BRIDGING - NOT FOR CONSTRUCTION

PREPARED FOR:

STATE OF ILLINOIS CAPITAL DEVELOPMENT BOARD

BRIDGING ARCHITECT:

Perkins Eastman
209 S. LaSalle St., Suite 400, Chicago, IL 60604

Using Agency:

Illinois Veterans' Home Quincy
1707 N. 12th St., Quincy, IL 62301

Illinois Department of Veterans' Affairs
833 S Spring St., Springfield, IL 62794

Civil/Site:

David Mason + Associates
333 S. Desplaines Street, Suite 200, Chicago, IL 60661

Landscape:

Hitchcock Design Group
22 E. Chicago Ave., Suite 200A, Naperville, IL 60654

Structural:

David Mason + Associates
333 S. Desplaines Street, Suite 200, Chicago, IL 60661

Mechanical & Plumbing:

BRiC Partnership, LLC
100 E. Washington St., Suite 220, Belleville, IL 62220

Electrical:

Webb Engineering Services Inc.
1400 S. 3rd St., Suite 201, St. Louis, MO 63104

Historic Preservation:

HPZS
213 W. Institute Pl., Suite 502, Chicago, IL 60610

Food Service:

Food Facilities Concepts, Inc.
1100 Washington Ave., Suite 302, Carnegie, PA 15106

Geotechnical & Environmental:

GSG Consultants, Inc.
2942 W. VanBuren, Chicago, IL 60612

Hazardous Remediation:

Tropical Environmental, Inc.
1350 Chase St., Algonquin, IL 60102

Technology, Data, & Security:

Shen Milsom & Wilke
2 N. Riverside Plz., Suite 1460, Chicago, IL 60606

Cost Consultant:

Middleton Construction Consulting
5600 N. River Rd., Suite 950, Rosemont, IL 60018

Specifications:

ArchTech Consulting, Inc.
800 E. Northwest Hwy., Suite 208, Mount Prospect, IL 60056

CDB Building Inventory No.

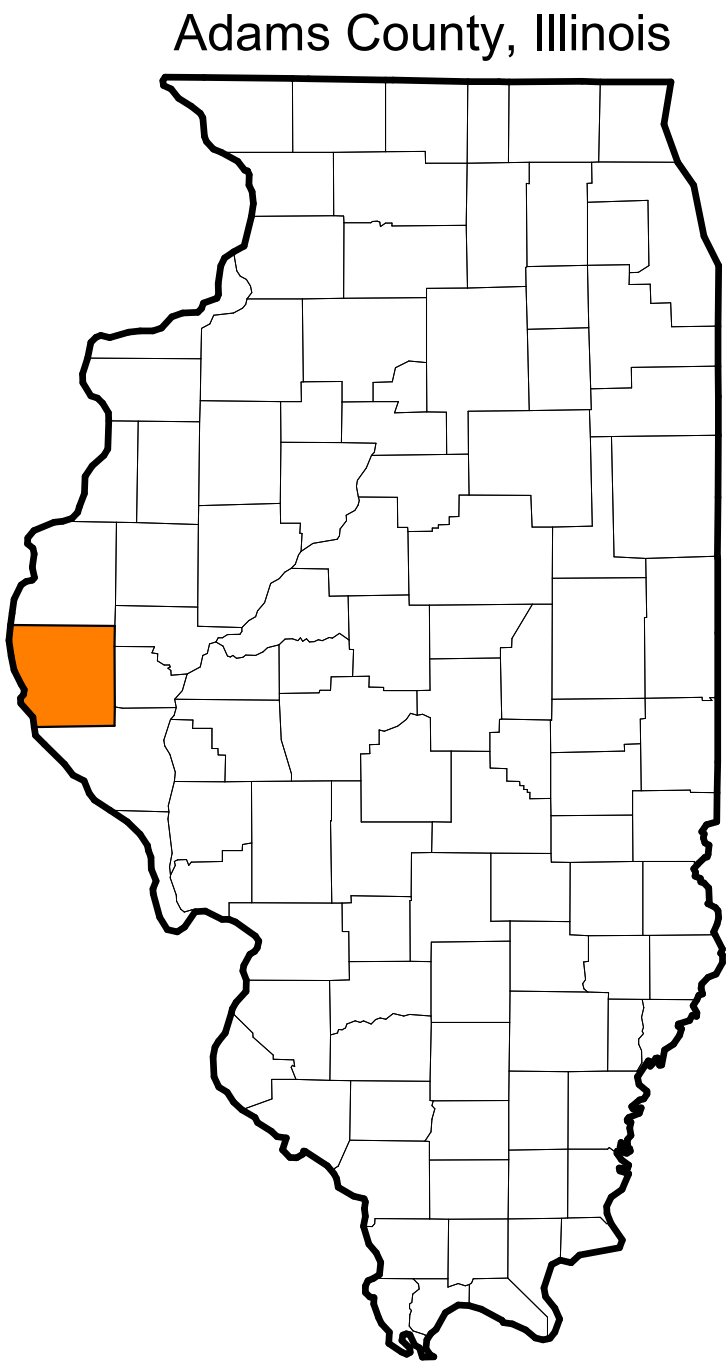
New Construction:
TBD Long-Term Care (LTC)
TBD Domiciliary (DOM)

Major Renovation:
W0643 Nielson Dining Hall

Minor Renovation:
W0660 Multi-Therapy
W0661 Fifer Infirmary
W0621 Andrews Infirmary

Demolition:
W0650 Kent Infirmary
W0603 Northern Guest House
W0646 Elmore Infirmary
W0653 Truck Maintenance
W0637 Vehicle Garage
W0644 Schapers Hospital
W0647 Markword Infirmary
W0618 Fletcher Infirmary

Illinois Veterans' Home Campus - Quincy, IL



INDEX OF DRAWINGS:

NEW LONG TERM CARE BUILDING SERIES

VOL 3

GENERAL	Amendment 3 01/13/2020	
L-G001 COVER SHEET	x	
L-G100 CODE ANALYSIS	x	
L-G101 BASEMENT LIFE SAFETY PLAN		
L-G102 FIRST FLOOR LIFE SAFETY PLAN	x	
L-G103 SECOND FLOOR LIFE SAFETY PLAN		
L-G104 THIRD FLOOR LIFE SAFETY PLAN	x	
L-G105 FOURTH FLOOR LIFE SAFETY PLAN	x	
L-G110 AREA PLANS		
L-G111 AREAS TABULATION	x	
L-L101 LANDSCAPE PLAN		
L-L102 LANDSCAPE PLAN	x	
L-L103 LANDSCAPE ENLARGEMENTS		
L-L104 LANDSCAPE ENLARGEMENT		
L-A5100 SITE PLAN		
L-A5101 GEOMETRY PLAN		
L-A001 NOTES, ABBREVIATIONS, LEGENDS		
L-A002 PARTITION TYPES & MIN. REQUIREMENTS NOTES		
L-A003 DOOR SCHEDULE		
L-A100 OVERALL BASEMENT PLAN	x	
L-A100C BASEMENT FLOOR PLAN - AREA C	x	
L-A100D BASEMENT FLOOR PLAN - AREA D		
L-A100E BASEMENT FLOOR PLAN - AREA E	x	
L-A100F BASEMENT PLAN - NIELSON SITE CONNECTION		
L-A100G BASEMENT PLAN - THERAPY SITE CONNECTION	x	
L-A101 OVERALL FIRST FLOOR PLAN		
L-A101A FIRST FLOOR PLAN - AREA A		
L-A101B FIRST FLOOR PLAN - AREA B		
L-A101C FIRST FLOOR PLAN - AREA C		
L-A101D FIRST FLOOR PLAN - AREA D		
L-A101E FIRST FLOOR PLAN - AREA E		
L-A102 OVERALL SECOND FLOOR PLAN		
L-A102A SECOND FLOOR PLAN - AREA A		
L-A102B SECOND FLOOR PLAN - AREA B		
L-A102C SECOND FLOOR PLAN - AREA C		
L-A102D SECOND FLOOR PLAN - AREA D		
L-A102E SECOND FLOOR PLAN - AREA E		
L-A103 OVERALL THIRD FLOOR PLAN		
L-A103A THIRD FLOOR PLAN - AREA A		
L-A103B THIRD FLOOR PLAN - AREA B		
L-A103C THIRD FLOOR PLAN - AREA C		
L-A103D THIRD FLOOR PLAN - AREA D		
L-A103E THIRD FLOOR PLAN - AREA E		
L-A104 OVERALL FOURTH FLOOR PLAN		
L-A104A FOURTH FLOOR PLAN - AREA A		
L-A104B FOURTH FLOOR PLAN - AREA B		
L-A104C FOURTH FLOOR PLAN - AREA C		
L-A104D FOURTH FLOOR PLAN - AREA D	x	
L-A104E FOURTH FLOOR PLAN - AREA E	x	
L-A105 OVERALL ROOF FLOOR PLAN		
L-A105A ROOF FLOOR PLAN - AREA A	x	
L-A105B ROOF FLOOR PLAN - AREA B	x	
L-A105C ROOF FLOOR PLAN - AREA C	x	
L-A105D BASEMENT REFLECTED CEILING PLAN	x	
L-A151 FIRST FLOOR REFLECTED CEILING PLAN		
L-A151A FIRST FLOOR REFLECTED CEILING PLAN - AREA A	x	
L-A151C FIRST FLOOR REFLECTED CEILING PLAN - AREA C		
L-A152 SECOND FLOOR REFLECTED CEILING PLAN		
L-A152C SECOND FLOOR REFLECTED CEILING PLAN - AREA C		
L-A153 THIRD FLOOR REFLECTED CEILING PLAN		
L-A154 FOURTH FLOOR REFLECTED CEILING PLAN		
L-A201 ISOMETRIC VIEW		
L-A202 ISOMETRIC VIEW		
L-A203 BUILDING ELEVATIONS		
L-A204 ENLARGED BUILDING ELEVATIONS - HOUSEHOLD	x	
L-A205 ENLARGED BUILDING ELEVATIONS - HOUSEHOLD		
L-A206 ENLARGED ELEVATIONS - COMMUNITY CENTER		
L-A207 ENLARGED ELEVATIONS - LOBBIES & AMENITIES		
L-A220 PERSPECTIVE VIEWS		
L-A301 BUILDING SECTIONS		
L-A302 ENLARGED BUILDING SECTIONS		
L-A303 ENLARGED BUILDING SECTIONS		
L-A401 WALL SECTIONS		
L-A501 ENLARGED UNIT PLANS	x	
L-A502 ENLARGED UNIT PLANS - SEMI-PRIVATE SUITE	x	
L-A701 INTERIOR ELEVATIONS		
L-IN100 BASEMENT FINISH PLAN	x	
L-IN101 FIRST FLOOR FINISH PLAN	x	
L-IN102 SECOND FLOOR FINISH PLAN	x	
L-IN103 THIRD FLOOR FINISH PLAN	x	
L-IN104 FOURTH FLOOR FINISH PLAN	x	
L-IF100 BASEMENT FURNITURE & EQUIPMENT PLAN		
L-IF101 FIRST FLOOR FURNITURE & EQUIPMENT PLAN		
L-IF102 SECOND FLOOR FURNITURE & EQUIPMENT PLAN		
L-IF103 THIRD FLOOR FURNITURE & EQUIPMENT PLAN		
L-IF104 FOURTH FLOOR FURNITURE & EQUIPMENT PLAN		
L-S1000 BASEMENT FOUNDATION PLAN - OVERALL		
L-S100C BASEMENT PLAN - AREA C		
L-S100D BASEMENT PLAN - AREA D		
L-S100E BASEMENT PLAN - AREA E		
L-S100F FOUNDATION PLAN - CONNECTION TO NIELSON		
L-S100G FOUNDATION PLAN - CONNECTION TO THERAPY		
L-S101 FIRST FLOOR FOUNDATION / FRAMING PLAN - ...		
L-S101A FIRST FLOOR FOUNDATION / FRAMING PLAN - AREA A		
L-S101B FIRST FLOOR FOUNDATION / FRAMING PLAN - AREA B		
L-S101C FIRST FLOOR FOUNDATION / FRAMING PLAN - AREA C		
L-S101D FIRST FLOOR FOUNDATION / FRAMING PLAN - AREA D		
L-S101E FIRST FLOOR FOUNDATION / FRAMING PLAN - AREA E		
L-S102 SECOND FLOOR FRAMING PLAN - OVERALL		
L-S102A SECOND FLOOR FRAMING PLAN - AREA A		
L-S102B SECOND FLOOR FRAMING PLAN - AREA B		
L-S102C SECOND FLOOR FRAMING PLAN - AREA C		
L-S102D SECOND FLOOR FRAMING PLAN - AREA D		
L-S102E SECOND FLOOR FRAMING PLAN - AREA E		
L-S103 THIRD FLOOR FRAMING PLAN - OVERALL		
L-S103A THIRD FLOOR FRAMING PLAN - AREA A		
L-S103B THIRD FLOOR FRAMING PLAN - AREA B		
L-S103C THIRD FLOOR FRAMING PLAN - AREA C		
L-S103D THIRD FLOOR FRAMING PLAN - AREA D		
L-S103E THIRD FLOOR FRAMING PLAN - AREA E		
L-S104 FOURTH FLOOR / LOW ROOF FRAMING PLAN - OVERALL		
L-S104A FOURTH FLOOR / LOW ROOF FRAMING PLAN - AREA A		
L-S104B FOURTH FLOOR / LOW ROOF FRAMING PLAN - AREA B		
L-S104C FOURTH FLOOR / LOW ROOF FRAMING PLAN - AREA C		
L-S104D FOURTH FLOOR / LOW ROOF FRAMING PLAN - AREA D		
L-S104E FOURTH FLOOR / LOW ROOF FRAMING PLAN - AREA E		
L-S105 HIGH ROOF FRAMING PLAN - OVERALL		
L-S105A HIGH ROOF FRAMING PLAN - AREA A		
L-S105B HIGH ROOF FRAMING PLAN - AREA B		
L-S105C HIGH ROOF FRAMING PLAN - AREA C		
L-S200 SECTIONS AND DETAILS		
L-S300 ISOMETRIC VIEW		
L-S301 ISOMETRIC VIEW		
L-H000 HEATING SYMBOLS AND ABBREVIATIONS		
L-H100C BASEMENT HEATING PLAN - AREA C	x	
L-H100D BASEMENT HEATING PLAN - AREA D	x	
L-H100E BASEMENT HEATING PLAN - AREA E	x	
L-H101A FIRST FLOOR HEATING PLAN - AREA A	x	
L-H101B FIRST FLOOR HEATING PLAN - AREA B	x	
L-H101C FIRST FLOOR HEATING PLAN - AREA C	x	
L-H101D FIRST FLOOR HEATING PLAN - AREA D	x	
L-H101E FIRST FLOOR HEATING PLAN - AREA E	x	
L-H102A SECOND FLOOR HEATING PLAN - AREA A	x	
L-H102B SECOND FLOOR HEATING PLAN - AREA B	x	
L-H102C SECOND FLOOR HEATING PLAN - AREA C	x	
L-H102D SECOND FLOOR HEATING PLAN - AREA D	x	
L-H102E SECOND FLOOR HEATING PLAN - AREA E	x	
L-H103A THIRD FLOOR HEATING PLAN - AREA A	x	
L-H103B THIRD FLOOR HEATING PLAN - AREA B	x	
L-H103C THIRD FLOOR HEATING PLAN - AREA C	x	
L-H103D THIRD FLOOR HEATING PLAN - AREA D	x	
L-H103E THIRD FLOOR HEATING PLAN - AREA E	x	
L-H104A FOURTH FLOOR HEATING PLAN - AREA A	x	
L-H104B FOURTH FLOOR HEATING PLAN - AREA B	x	
L-H104C FOURTH FLOOR HEATING PLAN - AREA C	x	
L-H104E THIRD FLOOR ROOF HEATING PLAN - AREA E	x	
L-H105A FOURTH FLOOR ROOF HEATING PLAN - AREA A	x	
L-H201 ENLARGED EQUIPMENT ROOM PLAN	x	
L-H300 HEATING SCHEDULES	x	
L-V000 VENTILATION SYMBOLS AND ABBREVIATIONS		
L-V100C BASEMENT VENTILATION PLAN - AREA C	x	
L-V100D BASEMENT VENTILATION PLAN - AREA D	x	
L-V100E BASEMENT VENTILATION PLAN - AREA E	x	
L-V101A FIRST FLOOR VENTILATION PLAN - AREA A	x	
L-V101B FIRST FLOOR VENTILATION PLAN - AREA B	x	
L-V101C FIRST FLOOR VENTILATION PLAN - AREA C	x	
L-V101D FIRST FLOOR VENTILATION PLAN - AREA D	x	
L-V101E FIRST FLOOR VENTILATION PLAN - AREA E	x	
L-V102A SECOND FLOOR VENTILATION PLAN - AREA A	x	
L-V102B SECOND FLOOR VENTILATION PLAN - AREA B	x	
L-V102C SECOND FLOOR VENTILATION PLAN - AREA C	x	
L-V102D SECOND FLOOR VENTILATION PLAN - AREA D	x	
L-V102E SECOND FLOOR VENTILATION PLAN - AREA E	x	
L-V103A THIRD FLOOR VENTILATION PLAN - AREA A	x	
L-V103B THIRD FLOOR VENTILATION PLAN - AREA B	x	
L-V103C THIRD FLOOR VENTILATION PLAN - AREA C	x	
L-V103D THIRD FLOOR VENTILATION PLAN - AREA D	x	
L-V103E THIRD FLOOR VENTILATION PLAN - AREA E	x	
L-V104A FOURTH FLOOR VENTILATION PLAN - AREA A	x	
L-V104B FOURTH FLOOR VENTILATION PLAN - AREA B	x	
L-V104C FOURTH FLOOR VENTILATION PLAN - AREA C	x	
L-V104D THIRD FLOOR ROOF VENTILATION PLAN - AREA D	x	
L-V104E THIRD FLOOR ROOF VENTILATION PLAN - AREA E	x	
L-V105A FOURTH FLOOR ROOF VENTILATION PLAN - AREA A	x	
L-V105B FOURTH FLOOR ROOF VENTILATION PLAN - AREA B	x	
L-V105C FOURTH FLOOR ROOF VENTILATION PLAN - AREA C	x	
L-V201 ENLARGED VENTILATION PLANS	x	
L-V300 VENTILATION SCHEDULES	x	
L-E000 GENERAL NOTES, SYMBOLS AND ABBREVIATIONS		
L-E100C BASEMENT POWER PLAN - AREA C	x	
L-E100D BASEMENT POWER PLAN - AREA D		
L-E100E BASEMENT POWER PLAN - AREA E		
L-E101A FIRST FLOOR POWER PLAN - AREA A		
L-E101B FIRST FLOOR POWER PLAN - AREA B		
L-E101C FIRST FLOOR POWER PLAN - AREA C		
L-E101D FIRST FLOOR POWER PLAN - AREA D		
L-E101E FIRST FLOOR POWER PLAN - AREA E		
L-E102A SECOND FLOOR POWER PLAN - AREA A		
L-E102B SECOND FLOOR POWER PLAN - AREA B		
L-E102C SECOND FLOOR POWER PLAN - AREA C		
L-E102D SECOND FLOOR POWER PLAN - AREA D		
L-E102E SECOND FLOOR POWER PLAN - AREA E		
L-E103A THIRD FLOOR POWER PLAN - AREA A		
L-E103B THIRD FLOOR POWER PLAN - AREA B		
L-E103C THIRD FLOOR POWER PLAN - AREA C		
L-E103D THIRD FLOOR POWER PLAN - AREA D		
L-E103E THIRD FLOOR POWER PLAN - AREA E		
L-E104A FOURTH FLOOR POWER PLAN - AREA A		
L-E104B FOURTH FLOOR POWER PLAN - AREA B		
L-E104C FOURTH FLOOR POWER PLAN - AREA C		
L-E104D FOURTH FLOOR POWER PLAN - AREA D		
L-E104E FOURTH FLOOR POWER PLAN - AREA E		
L-E105A ROOF POWER PLAN - AREA A		
L-E105B ROOF POWER PLAN - AREA B		
L-E105C ROOF POWER PLAN - AREA C		
L-E200C BASMENT LIGHTING PLAN - AREA C		
L-E200D BASMENT LIGHTING PLAN - AREA D		
L-E200E BASMENT LIGHTING PLAN - AREA E		
L-E201A FIRST FLOOR LIGHTING PLAN - AREA A		
L-E201B FIRST FLOOR LIGHTING PLAN - AREA B	x	
L-E201C FIRST FLOOR LIGHTING PLAN - AREA C		
L-E201D FIRST FLOOR LIGHTING PLAN - AREA D		
L-E201E FIRST FLOOR LIGHTING PLAN - AREA E	x	
L-E202A SECOND FLOOR LIGHTING PLAN - AREA A		
L-E202B SECOND FLOOR LIGHTING PLAN - AREA B	x	
L-E202C SECOND FLOOR LIGHTING PLAN - AREA C		
L-E202D SECOND FLOOR LIGHTING PLAN - AREA D		
L-E202E SECOND FLOOR LIGHTING PLAN - AREA E	x	
L-E203A THIRD FLOOR LIGHTING PLAN - AREA A		
L-E203B THIRD FLOOR LIGHTING PLAN - AREA B		
L-E203C THIRD FLOOR LIGHTING PLAN - AREA C		
L-E203D THIRD FLOOR LIGHTING PLAN - AREA D		
L-E203E THIRD FLOOR LIGHTING PLAN - AREA E	x	
L-E204A FOURTH FLOOR LIGHTING PLAN - AREA A		
L-E204B FOURTH FLOOR LIGHTING PLAN - AREA B		
L-E204C FOURTH FLOOR LIGHTING PLAN - AREA C		
L-E300C BASMENT FIRE ALARM PLAN - AREA C		
L-E300D BASMENT FIRE ALARM PLAN - AREA D		
L-E300E BASMENT FIRE ALARM PLAN - AREA E		
L-E301A FIRST FLOOR FIRE ALARM PLAN - AREA A	x	
L-E301B FIRST FLOOR FIRE ALARM PLAN - AREA B	x	
L-E301C FIRST FLOOR FIRE ALARM PLAN - AREA C		
L-E301D FIRST FLOOR FIRE ALARM PLAN - AREA D	x	
L-E301E FIRST FLOOR FIRE ALARM PLAN - AREA E	x	
L-E302A SECOND FLOOR FIRE ALARM PLAN - AREA A	x	
L-E302B SECOND FLOOR FIRE ALARM PLAN - AREA B	x	
L-E302C SECOND FLOOR FIRE ALARM PLAN - AREA C		
L-E302D SECOND FLOOR FIRE ALARM PLAN - AREA D	x	
L-E302E SECOND FLOOR FIRE ALARM PLAN - AREA E	x	
L-E303A THIRD FLOOR FIRE ALARM PLAN - AREA A	x	
L-E303B THIRD FLOOR FIRE ALARM PLAN - AREA B	x	
L-E303C THIRD FLOOR FIRE ALARM PLAN - AREA C		
L-E303D THIRD FLOOR FIRE ALARM PLAN - AREA D	x	
L-E303E THIRD FLOOR FIRE ALARM PLAN - AREA E	x	
L-E304A FOURTH FLOOR FIRE ALARM PLAN - AREA A	x	
L-E304B FOURTH FLOOR FIRE ALARM PLAN - AREA B	x	
L-E304C FOURTH FLOOR FIRE ALARM PLAN - AREA C		
L-E401 TYPICAL POWER AND LIGHTING	x	
L-E501 ELECTRICAL SCHEDULES	x	
L-E502 ELECTRICAL SCHEDULES		
L-E503 ELECTRICAL SCHEDULES		
L-E601 SINGLE LINE DIAGRAM	x	
L-E602 SINGLE LINE DIAGRAM	x	
L-E701 SOLAR ANALYSIS	x	
L-P000 SYMBOLS, ABBREVIATIONS, AND SCHEDULES	x	
L-P100 BASEMENT DOMESTIC PLUMBING PLAN		
L-P101A DOMESTIC PLUMBING PLAN TYPICAL FLOOR - AREA A	x	
L-P101B DOMESTIC PLUMBING PLAN TYPICAL FLOOR - AREA B	x	
L-P101C DOMESTIC PLUMBING PLAN TYPICAL FLOOR - AREA C	x	
L-P101D DOMESTIC PLUMBING PLAN TYPICAL FLOOR - AREA D	x	
L-P101E DOMESTIC PLUMBING PLAN TYPICAL FLOOR - AREA E	x	
L-P102A BELOW FLOOR SLAB - AREA A, WASTE PIPING	x	
L-P102B BELOW FLOOR SLAB - AREA B, WASTE PIPING	x	
L-P102C BELOW FLOOR SLAB - AREA C, WASTE PIPING	x	
L-P102D BELOW FLOOR SLAB - AREA D, WASTE PIPING	x	
L-P102E BELOW FLOOR SLAB - AREA E, WASTE PIPING	x	
L-P102F BELOW FLOOR SLAB - BASEMENT, WASTE PIPING	x	
L-P201 TYPICAL RESIDENT UNIT DOMESTIC WATER PLANS	x	
L-P202 TYPICAL RESIDENT UNIT SAN/VENT PLANS	x	
L-TT001 TELECOM COVER SHEET		
L-TT100 BASEMENT TELECOM PLAN		
L-TT101 FIRST FLOOR TELECOM PLAN - OVERALL		
L-TT101B FIRST FLOOR TELECOM PLAN - TYP HOUSEHOLD	x	
L-TT102 SECOND FLOOR TELECOM PLAN - OVERALL	x	
L-TT103 THIRD FLOOR TELECOM PLAN - OVERALL	x	
L-TT104 FOURTH FLOOR TELECOM PLAN - OVERALL	x	
L-TT105 BASEMENT TELECOM REFLECTED CEILING PLAN	x	
L-TT201 FIRST FLOOR TELECOM REFLECTED CEILING PLAN	x	
L-TT202 SECOND FLOOR TELECOM REFLECTED CEILING PLAN	x	
L-TT203 THIRD FLOOR TELECOM REFLECTED CEILING PLAN	x	
L-TT204 FOURTH FLOOR TELECOM REFLECTED CEILING PLAN	x	
L-TT400 TELECOM ENLARGED PLANS	x	
L-TT500 TELECOM RACK ELEVATION DETAILS	x	
D-TT600 TELECOM PROJECT DETAILS	x	
D-TT601 TELECOM PROJECT DETAILS	x	
D-TT602 TELECOM PROJECT DETAILS	x	
D-TT603 TELECOM PROJECT DETAILS	x	
D-TT700 TELECOM RISER DIAGRAMS	x	
L-AUDIO001 AUDIOVISUAL COVER SHEET		
L-AUDIO002 AUDIOVISUAL SCHEDULE		
L-TA1001 FIRST FLOOR AUDIOVISUAL PLAN - OVERALL		
L-TA101B FIRST FLOOR AUDIOVISUAL PLAN - TYP HOUSEHOLD		
L-TA1018 FIRST FLOOR AUDIOVISUAL REFLECTED CEILING PLAN - TYPICAL		
L-TA201 FIRST FLOOR AUDIOVISUAL REFLECTED CEILING PLAN - TYP HOUSEHOLD		
L-TA201A TYP HOUSEHOLD		
L-TA401 AUDIOVISUAL DETAILS		
L-TY001 SECURITY COVER SHEET		
L-TY100 BASEMENT SECURITY FLOOR PLAN		
L-TY101 FIRST FLOOR SECURITY FLOOR PLAN	x	
L-TY101A FIRST FLOOR SECURITY FLOOR PLAN - TYP HOUSEHOLD	x	
L-TY102 SECOND FLOOR SECURITY FLOOR PLAN	x	
L-TY102A SECOND FLOOR SECURITY FLOOR PLAN - TYP HOUSEHOLD		
L-TY103 THIRD FLOOR SECURITY FLOOR PLAN	x	
L-TY104 FOURTH FLOOR SECURITY FLOOR PLAN	x	
L-TY105 ROOF SECURITY FLOOR PLAN		
L-NURSE001 NURSE CALL WANDERING SCHEDULE	x	
L-TG101 FIRST FLOOR NURSE CALL WANDER PLAN - OVERALL	x	
L-TG101B FIRST FLOOR NURSE CALL WANDER PLAN - TYP. HH.		
L-QF100 FOOD SERVICE EQUIPMENT SCHEDULE		
L-QF101 FOOD SERVICE EQUIPMENT PLAN		
L-QF102 FOOD SERVICE EQUIPMENT PLAN		
L-QF103 PLUMBING/MECHANICAL CONNECTION PLAN		
L-QF104 PLUMBING/MECHANICAL CONNECTION PLAN		
L-QF105 ELECTRICAL CONNECTION PLAN		
L-QF106 ELECTRICAL CONNECTION PLAN		
L-QF200 FOOD SERVICE EQUIPMENT PLAN & SCHEDULE		
L-QF201 FOOD SERVICE EQUIPMENT PLAN		

General Note:

Illinois Accessibility Code, 2018 minimum standard
Architectural Barriers Act (ABA) Standards, 2015 or most current edition (required, due to partial Federal funding of project)
Americans with Disabilities Act, 2010 Standards for Accessible Design enforced only where more stringent than IAC & ABAS
VA Barrier Free Design Standard, January 1, 2017 rev 11/1/18, PG-18-13 to be used as best practices guidelines where possible after minimum standards established by IAC & ABA

Typical Resident Room to meet the following requirements:
Flip down grab bars for water closet at resident room bathrooms
5'-6" turning radius minimum inside resident rooms and bathrooms
One Bariatric Resident Room per household to meet the following requirements:
6'-0" turning radius minimum inside bariatric resident rooms and bathrooms
4'-0" clear doorways inside bariatric resident rooms and bathrooms
Ceiling lift and plumbing fixture weight categories to be upgraded to meet bariatric needs

International Building Code, (IBC) 2018
National Electrical Code (NEC) 2011
International Mechanical Code (IMC) 2018
Department of Public Health, Illinois Plumbing Code (77III. Admin. Code 890)
Department of Public Health Drinking Water Systems Code (77III. Admin. Code 900)
Department of Public Health, Food Sanitation Code (77 III. Admin. Code 750) enforced by Adams County with local amendments
International Fire Prevention Code, current edition
NPA 101, 2012 Life Safety Code
International Energy Conservation Code, (IECC) 2018
Fire prevention access and strategies review and enforcement by Quincy Fire Department
Illinois State Fire Marshall elevator compliance with ASME current standard

PART 340 Illinois Veterans' Homes Code

NFPA 101 Life Safety Code 2012 Edition— Chapter 18 "New Health Care Occupancies"

Title 38 CFR Part 51 – Per Diem for Nursing Home, Domiciliary, or Adult Day Health Care of Veterans in State Homes

Title 38 CFR Part 59 – Grants to States for Construction or Acquisition of State Homes

Veterans Health Administration - PG-18-9: Space Planning Criteria, March 2008 Rev
October 03,2016, Chapter 312: Domiciliary
Veterans Health Administration - PG-18-12: Small House (SM) Model Design Guide,
January 2017, rev March 2019

ITEM	CODE SUBJECT	MODEL CODE/ EDITION	CHAPTER/ SECTION/	REQUIREMENT/ ALLOWABLE	ACTUAL
General Note: Design Builder is responsible for verifying all the codes identified within the table					
PART 1 – BUILDING...					
1.01 Occupancy classification					
	Occupancy category	IBC 2018	508 .1 Mixed Use & 508.4 Separated Occupancies	Each portion of the building will be individually classified & considered separate occupancies	
		IBC 2018	308.3 Institutional Group I -2 308.3.1.1 Condition 1	-	I-2 Institutional Group Condition 1
		IBC 2018	303.4 Assembly Group A-3	-	A-3 Assembly Group
		IBC 2018	311.3 Low-hazard Storage, Group S-2	-	S-2 Low Hazard Storage
		IBC 2018	306.2 Moderate-hazard Factory Industrial Group F-1	-	F-1 Moderate-hazard Factory Group (Kitchen & Laundry)
		NFPA 101 2012	CH. 18.1.1.1.4		New Healthcare Occupancy
1.02 Height/area limitations					
	Number of stories	IBC 2018	Table 504.4 Allowable Number of Stories Above Grade Plane	Unlimited	3 to 4
	Automatic sprinkler system increase	IBC 2018		NA	NA
		IBC 2018	Table 504.3 Allowable Building Height in feet above grade plane	Unlimited	60 feet
	Height	IBC 2018	Table 506.2 Allowable Area Factor	Unlimited	See Area Plans Sheet
	Area per story				
1.03 Types of construction		IBC 2018	602.2 Types I and II	Type IA	Type IA
1.04 Required hours of fire resistance					
		IBC 2018	Table 508.4 Required Separation of Occupancies		
			I-2 to A-3	2 hour	
			I-2 to S-2	2 hour	
			I-2 to F-1	2 hour	
			A-3 to S-2	None	
			A-3 to F-1	1 hour	
			S-2 to F-1	1 hour	
	Exterior bearing walls	IBC 2018	Table 601 Fire-Resistance Rating Requirements for Building Elements	3 hour	-
	Interior bearing walls	IBC 2018	Table 601	3 hour Rating of primary structural frame & bearing walls are permitted to be reduced by 1 hour where supporting roof only	-
	Floor construction	IBC 2018 IBC 2018	Table 601	2 hour	-
				3 hour Rating of primary structural frame & bearing walls are permitted to be reduced by 1 hour where supporting roof only,	
	Structural frame		Table 601		-
	Roof construction	IBC 2018	Table 601	1.5 hour	-
	Corridors	IBC 2018	Table1020.1 Corridor Fire-Resistance Ratings	0 hour smoke partitions	
1.05 Fire resistive requirements					
	Exterior wall fire resistance rating (separation distance)	IBC 2018	Table 602	Fire Separation X<5" = 1hr Fire Separation 5" <X<10" = 1 hr Fire Separation 10" <X<30" = 1 hr Fire Separation X>30" = 0 hr	
	Elevator hoistway	IBC 2018	3002.1 712.1.1 713.4	2 hour Shaft enclosures shall have a fire-resistive rating of not less than the floor assembly penetrated.	
	Smoke Compartment	IBC 2018	709.3	1 hour	
	Tunnel Walkway	IBC 2018	3104.10 Tunnelled walkway	2 hour separation from adjacent building	
1.06 Opening protectives					
	Door at 2 hour walls	IBC 2018	716.2 Fire door assemblies Table 716.1(2)	1.5 hour	
	Door at 1 hour fire partition corridor walls	IBC 2018	716.2 Fire door assemblies Table 716.1(2)	1/3 hour	
	Door at 1 hour fire partition storage walls	IBC 2018	716.2 Fire door assemblies Table 716.1(2)	3/4 hour	
	Door at 1 hour fire partition for shafts, exit access, stairways, exit access ramps, interior exit stairways and interior exit ramps; and exit passageway walls	IBC 2018	716.2 Fire door assemblies Table 716.1(2)	1 hour	
	Door at exterior walls	IBC 2018	716.2 Fire door assemblies Table 716.1(2)	1.5 hour at 3 & 2 hour rated walls 3/4 hour at 1 hour rated walls	

ITEM	CODE SUBJECT	MODEL CODE/ EDITION	CHAPTER/ SECTION/...	REQUIREMENT/ ALLOWABLE	ACTUAL
General Note: Design Builder is responsible for verifying compliance with all the requirements within and related to codes identified within the table					
PART 2 – EXIT REQUIREMENTS					
2.01	Standpipes	IBC 2018	905.3.1 Height Ex. 1	Class I standpipes are allowed in buildings equipped throughout with an automatic sprinkler system	
2.02	Portable fire extinguishers	IBC 2018	906.1 Where Required	Within 30 ft from commercial kitchen equipment & residential cooking equipment	
		IBC 2018	Table 906.3(1) Fire Extinguishers for Class A Fire Hazards	75 feet - Maximum distance of travel to extinguisher	
		IBC 2018	Table 906.3(1) Fire Extinguishers for Class A Fire Hazards	11,250 sq ft - Maximum floor area for extinguisher	
2.03	Exit Access Requirements				
	Min. number building exits	IBC 2018	Table 1006.3.2	501-1000 occupants = 3 exits min	
	Maximum number occupants for single exit	IBC 2018	Table 1006.2.1	49 occupants	
	Maximum occupant load for non-panic hardware	IBC 2018		49 occupants	
	Maximum common path of egress travel distance	IBC 2018	Table 1006.2.1		
			I-2	75ft	
			A-3	75ft	
			S-2	100ft	
			F-1	100ft	
	Maximum travel distance to an exit access	IBC 2018	Table 1017.2	200 ft with sprinkler system	
	Maximum dead end corridor length	IBC 2018	1020.4 Dead Ends Exception2	20 ft with sprinkler system	
	Minimum corridor width	IBC 2018	407.4.3 Projections in nursing home corridors	8 ft minimum 44" min at areas not intended for the housing, treatment, or uses of inpatients	
		NFPA 101 2012	18.2.3.4	8 ft minimum 44" min at areas not intended for the housing, treatment, or uses of inpatients	
	Exit door capacity			Design Builder to coordinate final min code requirements	
	Smoke Compartment	IBC 2018	407.5.1	Smoke barriers shall be limited to 22,500 sq ft.	
	Smoke Compartment Exit Distance	IBC 2018	407.5.2	Exit travel distance from any point in the smoke compartment shall not exceed 200'	
	Tunnel Exit Requirements	IBC 2018	3104.9 Exit Access Travel Ex. 1	250 ft or less with an automatic sprinkler system	
PART 3 – ACCESSIBILITY					
3.01	Parking requirements	IBC 2018	Table 1106.1 Accessible Parking	Design Builder to meet min standards	
3.02	Van accessible parking	IBC 2018	1106.5 Van Accessible Parking	provide 1 van space per accessible space	
3.03	Accessible Unit Mix	IAC 2018		min standard 50% ADA units - recommended standard 100% units	

IBC 2018 TABLE 1004.5 - OCCUPANT LOAD

FUNCTION OF SPACE	Occupant Load Factor
ACCESSORY STORAGE AREAS, MECHANICAL EQUIPMENT ROOM	300 GROSS
ASSEMBLY WITHOUT FIXED SEATS (UNCONCENTRATED)	15 NET
BUISNESS AREAS	50 GROSS
EDUCATIONAL CLASS AREA	20 NET
EXERCISE ROOM	50 GROSS
INSTITUTIONAL AREAS INPATIENT TREATMENT AREA	240 GROSS
SLEEPING AREAS	120 GROSS
KITCHEN COMMERCIAL	200 GROSS
LIBRARY	100 GROSS
LOCKER ROOMS	50 GROSS
STAGE AND PLATFORM	15 NET/NO. FIXED SEATS

IBC 2018 SECTION 1005 - EGRESS WIDTH

Per IBC 2018 Section 1005.1 - The total width of means of egress in inches shall not be less than the total occupant load served by the means of egress multiplied by 0.3 inches per occupant for stairways 1005.3.1 and by 0.2 inches per occupant for other egress components 1005.3.2. The width shall not be less than specified elsewhere in this code. 1005.5 Multiple means of egress shall be sized such that the loss of anyone means of egress shall not reduce the available capacity to less than 50 percent of the required capacity. The maximum capacity required from any story of a building shall be maintained to the termination of the means of egress.

IBC 2018 TABLE 1006.2.1 - EXITS ACCESS

MINIMUM NUMBER OF EXITS & MAXIMUM COMMON PATH OF EGRESS TRAVEL

OCCUPANCY	MAX. OCC LOAD OF SPACES W/ONLY 1 EXIT	MAX COMMON PATH OF EGRESS TRAVEL
I-2	10'	75'
S-2	29	100'

IBC 2018 TABLE 1017.2 - EXIT ACCESS & 1020.4 DEAD ENDS.

MAXIMUM TRAVEL DISTANCE & DEAD END CORRIDOR LENGTH BY OCCUPANCY

OCCUPANCY	MAX. TRAVEL DISTANCE	DEAD END CORRIDOR
I-2	200'	20'
S-2	400'	50'

NO. DATE ISSUE 1/13/2020 AMENDMENT 3	ISSUED FOR BRIDGING NOT FOR CONSTRUCTION Note: Design-Build Entity shall obtain and verify all dimensions and conditions at job site and be fully responsible for the same. Bridging drawings and narratives are provided for design intent. The design-build entity is responsible for the full design of a project that adheres to all, scope requirements, codes, state and federal regulations and guidelines.	CIVIL / SITE: DAVID MASON + ASSOCIATES 333 S. Desplaines Street, Suite 200 Chicago, IL 60661	STRUCTURAL: DAVID MASON + ASSOCIATES 333 S. Desplaines Street, Suite 200 Chicago, IL 60661	ELECTRICAL: WEBB ENGINEERING SERVICES INC 1400 S 3rd Street Suite 201 St Louis, MO 63104	FOOD & LAUNDRY SERVICE: FOOD FACILITIES CONCEPTS, INC 110 Washington Avenue Suite 502 Carnegie, IA 15106	HISTORIC PRESERVATION: HPZS 213 W Institute Place Suite 502 Chicago, IL 60610	PE PROJECT No: 77550 PERKINS — EASTMAN 209 S LaSalle Street, Suite 400 Chicago, IL 60604 F +1 312 755 1200 F +1 312 755 1155	KEY PLAN: State of Illinois JB PRITZKER, GOVERNOR Illinois Capital Development Board	SHEET TITLE: CODE ANALYSIS PROJECT: NEW NURSING HOME & DOMICILIARY ILLINOIS VETERANS' HOME QUINCY 1707 NORTH 12 STREET QUINCY, ADAMS COUNTY, ILLINOIS 62301 SHEET NO. L-G100 VOLUME: VOLUME 03 OF 4	PROJECT NO. 040-010-115 DATE: 11/11/2019
---	--	--	--	---	---	--	--	---	---	--



1ST FLOOR - I-2 OCCUPANCY SCHEDULE HH-A				
ROOM NAME	FUNCTION OF SPACE	AREA	AREA PER OCCUPANT	OC. LOAD
HOUSEHOLD A	ACCESSORY STORAGE AREAS, MECHANICAL EQUIPMENT ROOM	56 sq	300 GROSS	1
CLEAN UTILITY	ACCESSORY STORAGE AREAS, MECHANICAL EQUIPMENT ROOM	42 sq	300 GROSS	1
HK CLOS	ACCESSORY STORAGE AREAS, MECHANICAL EQUIPMENT ROOM	40 sq	300 GROSS	1
WC	ACCESSORY STORAGE AREAS, MECHANICAL EQUIPMENT ROOM	53 sq	300 GROSS	1
W-CH	ACCESSORY STORAGE AREAS, MECHANICAL EQUIPMENT ROOM	35 sq	300 GROSS	1
EQUIP. ST.	ACCESSORY STORAGE AREAS, MECHANICAL EQUIPMENT ROOM	64 sq	300 GROSS	1
LIVING ROOM	ASSEMBLY WITHOUT FIXED SEATS	541 sq	OWNR DEFINE 20	
DEN	ASSEMBLY WITHOUT FIXED SEATS	239 sq	OWNR DEFINE 8	
DINING	ASSEMBLY WITHOUT FIXED SEATS	1,255 sq	OWNR DEFINE 26	
SPA	INSTITUTIONAL AREAS INPATIENT TREATMENT AREA	247 sq	240 GROSS	2
CHARTING	INSTITUTIONAL AREAS INPATIENT TREATMENT AREA	32 sq	240 GROSS	1
MED. RM	INSTITUTIONAL AREAS INPATIENT TREATMENT AREA	58 sq	240 GROSS	1
NURSING	INSTITUTIONAL AREAS INPATIENT TREATMENT AREA	48 sq	240 GROSS	1
KITCHEN	KITCHEN COMMERCIAL	309 sq	240 GROSS	2

1ST FLOOR - I-2 OCCUPANCY SCHEDULE HH-B				
ROOM NAME	FUNCTION OF SPACE	AREA	AREA PER OCCUPANT	OC. LOAD
HOUSEHOLD B	ACCESSORY STORAGE AREAS, MECHANICAL EQUIPMENT ROOM	56 sq	300 GROSS	1
SOILED UTIL	ACCESSORY STORAGE AREAS, MECHANICAL EQUIPMENT ROOM	42 sq	300 GROSS	1
CLEAN UTILITY	ACCESSORY STORAGE AREAS, MECHANICAL EQUIPMENT ROOM	40 sq	300 GROSS	1
HK CLOS	ACCESSORY STORAGE AREAS, MECHANICAL EQUIPMENT ROOM	40 sq	300 GROSS	1
WC	ACCESSORY STORAGE AREAS, MECHANICAL EQUIPMENT ROOM	53 sq	300 GROSS	1
EQUIP. ST.	ACCESSORY STORAGE AREAS, MECHANICAL EQUIPMENT ROOM	64 sq	300 GROSS	1
W-CH	ACCESSORY STORAGE AREAS, MECHANICAL EQUIPMENT ROOM	35 sq	300 GROSS	1
LIVING ROOM	ASSEMBLY WITHOUT FIXED SEATS	542 sq	OWNR DEFINE 20	
DEN	ASSEMBLY WITHOUT FIXED SEATS	239 sq	OWNR DEFINE 8	
DINING	ASSEMBLY WITHOUT FIXED SEATS	1,250 sq	OWNR DEFINE 26	
SPA	INSTITUTIONAL AREAS INPATIENT TREATMENT AREA	247 sq	240 GROSS	2
CHARTING	INSTITUTIONAL AREAS INPATIENT TREATMENT AREA	32 sq	240 GROSS	1
NURSING	INSTITUTIONAL AREAS INPATIENT TREATMENT AREA	48 sq	240 GROSS	1
MED. RM	INSTITUTIONAL AREAS INPATIENT TREATMENT AREA	58 sq	240 GROSS	1
KITCHEN	KITCHEN COMMERCIAL	314 sq	240 GROSS	2

1ST FLOOR - I-2 OCCUPANCY SCHEDULE HH-D				
ROOM NAME	FUNCTION OF SPACE	AREA	AREA PER OCCUPANT	OC. LOAD
HOUSEHOLD C	ACCESSORY STORAGE AREAS, MECHANICAL EQUIPMENT ROOM	56 sq	300 GROSS	1
SOILED UTIL	ACCESSORY STORAGE AREAS, MECHANICAL EQUIPMENT ROOM	42 sq	300 GROSS	1
CLEAN UTILITY	ACCESSORY STORAGE AREAS, MECHANICAL EQUIPMENT ROOM	40 sq	300 GROSS	1
HK CLOS	ACCESSORY STORAGE AREAS, MECHANICAL EQUIPMENT ROOM	40 sq	300 GROSS	1
WC	ACCESSORY STORAGE AREAS, MECHANICAL EQUIPMENT ROOM	53 sq	300 GROSS	1
EQUIP. ST.	ACCESSORY STORAGE AREAS, MECHANICAL EQUIPMENT ROOM	64 sq	300 GROSS	1
W-CH	ACCESSORY STORAGE AREAS, MECHANICAL EQUIPMENT ROOM	35 sq	300 GROSS	1
LIVING ROOM	ASSEMBLY WITHOUT FIXED SEATS	541 sq	OWNR DEFINE 20	
DEN	ASSEMBLY WITHOUT FIXED SEATS	240 sq	OWNR DEFINE 8	
DINING	ASSEMBLY WITHOUT FIXED SEATS	1,109 sq	OWNR DEFINE 26	
SPA	INSTITUTIONAL AREAS INPATIENT TREATMENT AREA	247 sq	240 GROSS	2
CHARTING	INSTITUTIONAL AREAS INPATIENT TREATMENT AREA	32 sq	240 GROSS	1
NURSING	INSTITUTIONAL AREAS INPATIENT TREATMENT AREA	48 sq	240 GROSS	1
MED. RM	INSTITUTIONAL AREAS INPATIENT TREATMENT AREA	58 sq	240 GROSS	1
KITCHEN	KITCHEN COMMERCIAL	306 sq	200 GROSS	2

1ST FLOOR - I-2 OCCUPANCY SCHEDULE HH-E				
ROOM NAME	FUNCTION OF SPACE	AREA	AREA PER OCCUPANT	OC. LOAD
HOUSEHOLD D	ACCESSORY STORAGE AREAS, MECHANICAL EQUIPMENT ROOM	56 sq	300 GROSS	1
SOILED UTIL	ACCESSORY STORAGE AREAS, MECHANICAL EQUIPMENT ROOM	42 sq	300 GROSS	1
CLEAN UTILITY	ACCESSORY STORAGE AREAS, MECHANICAL EQUIPMENT ROOM	40 sq	300 GROSS	1
EQUIP. ST.	ACCESSORY STORAGE AREAS, MECHANICAL EQUIPMENT ROOM	64 sq	300 GROSS	1
W-CH	ACCESSORY STORAGE AREAS, MECHANICAL EQUIPMENT ROOM	35 sq	300 GROSS	1
HK CLOS	ACCESSORY STORAGE AREAS, MECHANICAL EQUIPMENT ROOM	40 sq	300 GROSS	1
WC	ACCESSORY STORAGE AREAS, MECHANICAL EQUIPMENT ROOM	53 sq	300 GROSS	1
LIVING ROOM	ASSEMBLY WITHOUT FIXED SEATS	541 sq	OWNR DEFINE 20	
DEN	ASSEMBLY WITHOUT FIXED SEATS	240 sq	OWNR DEFINE 8	
DINING	ASSEMBLY WITHOUT FIXED SEATS	1,075 sq	OWNR DEFINE 26	
SPA	INSTITUTIONAL AREAS INPATIENT TREATMENT AREA	247 sq	240 GROSS	2
MEDICAL	INSTITUTIONAL AREAS INPATIENT TREATMENT AREA	58 sq	240 GROSS	1
NURSING	INSTITUTIONAL AREAS INPATIENT TREATMENT AREA	48 sq	240 GROSS	1
CHARTING	INSTITUTIONAL AREAS INPATIENT TREATMENT AREA	32 sq	240 GROSS	1
KITCHEN	KITCHEN COMMERCIAL	274 sq	200 GROSS	2

1ST FLOOR - I-2 OCCUPANCY SCHEDULE HH-F				
ROOM NAME	FUNCTION OF SPACE	AREA	AREA PER OCCUPANT	OC. LOAD
HOUSEHOLD E	ACCESSORY STORAGE AREAS, MECHANICAL EQUIPMENT ROOM	56 sq	300 GROSS	1
SOILED UTIL	ACCESSORY STORAGE AREAS, MECHANICAL EQUIPMENT ROOM	42 sq	300 GROSS	1
CLEAN UTILITY	ACCESSORY STORAGE AREAS, MECHANICAL EQUIPMENT ROOM	40 sq	300 GROSS	1
EQUIP. ST.	ACCESSORY STORAGE AREAS, MECHANICAL EQUIPMENT ROOM	64 sq	300 GROSS	1
W-CH	ACCESSORY STORAGE AREAS, MECHANICAL EQUIPMENT ROOM	35 sq	300 GROSS	1
HK CLOS	ACCESSORY STORAGE AREAS, MECHANICAL EQUIPMENT ROOM	40 sq	300 GROSS	1
WC	ACCESSORY STORAGE AREAS, MECHANICAL EQUIPMENT ROOM	53 sq	300 GROSS	1
LIVING ROOM	ASSEMBLY WITHOUT FIXED SEATS	541 sq	OWNR DEFINE 20	
DEN	ASSEMBLY WITHOUT FIXED SEATS	240 sq	OWNR DEFINE 8	
DINING	ASSEMBLY WITHOUT FIXED SEATS	1,075 sq	OWNR DEFINE 26	
SPA	INSTITUTIONAL AREAS INPATIENT TREATMENT AREA	247 sq	240 GROSS	2
MEDICAL	INSTITUTIONAL AREAS INPATIENT TREATMENT AREA	58 sq	240 GROSS	1
NURSING	INSTITUTIONAL AREAS INPATIENT TREATMENT AREA	48 sq	240 GROSS	1
CHARTING	INSTITUTIONAL AREAS INPATIENT TREATMENT AREA	32 sq	240 GROSS	1
KITCHEN	KITCHEN COMMERCIAL	274 sq	200 GROSS	2

1ST FLOOR - I-2 OCCUPANCY SCHEDULE SHARED SERVICES				
ROOM NAME	FUNCTION OF SPACE	AREA	AREA PER OCCUPANT	OC. LOAD
SHARED PER NEIGHBORHOOD	ACCESSORY STORAGE AREAS, MECHANICAL EQUIPMENT ROOM	80 sq	300 GROSS	1
LAUNDRY	ACCESSORY STORAGE AREAS, MECHANICAL EQUIPMENT ROOM	108 sq	300 GROSS	1
LAUNDRY	ACCESSORY STORAGE AREAS, MECHANICAL EQUIPMENT ROOM	66 sq	300 GROSS	1
LAUNDRY	ACCESSORY STORAGE AREAS, MECHANICAL EQUIPMENT ROOM	145 sq	300 GROSS	1
NURSE LOUNGE	ASSEMBLY WITHOUT FIXED SEATS	184 sq	OWNR DEFINE 6	
NURSE LOUNGE	ASSEMBLY WITHOUT FIXED SEATS	338 sq	OWNR DEFINE 6	
RESTORATIVE SPACE	EXERCISE ROOM	165 sq	50 GROSS	4
RESTORATIVE SPACE	EXERCISE ROOM	368 sq	50 GROSS	8
BARBER / BEAUTY	INSTITUTIONAL AREAS INPATIENT TREATMENT AREA	152 sq	240 GROSS	1
BARBER / BEAUTY	INSTITUTIONAL AREAS INPATIENT TREATMENT AREA	156 sq	240 GROSS	1
PANTRY	KITCHEN COMMERCIAL	338 sq	200 GROSS	2
PANTRY	KITCHEN COMMERCIAL	150 sq	200 GROSS	1
PANTRY	KITCHEN COMMERCIAL	150 sq	200 GROSS	1


1ST FLOOR - A-3 OCCUPANCY SCHEDULE COMMUNITY CENTER				
#	ROOM NAME	FUNCTION OF SPACE	AREA	AREA PER OCCUPANT
C107	STORAGE	ACCESSORY STORAGE AREAS, MECHANICAL EQUIPMENT ROOM	158 sq	300 GROSS
C115	WC	ACCESSORY STORAGE AREAS, MECHANICAL EQUIPMENT ROOM	55 sq	300 GROSS
C130	STORAGE	ACCESSORY STORAGE AREAS, MECHANICAL EQUIPMENT ROOM	244 sq	300 GROSS
C131	STORAGE	ACCESSORY STORAGE AREAS, MECHANICAL EQUIPMENT ROOM	74 sq	300 GROSS
C132	THEATER	ASSEMBLY WITH FIXED SEATS	660 sq	13 SEAT
C102	LOBBY	ASSEMBLY WITHOUT FIXED SEATS	853 sq	15 NET
C109	PUB	ASSEMBLY WITHOUT FIXED SEATS	1,800 sq	15 NET
C111	CAFE	ASSEMBLY WITHOUT FIXED SEATS	702 sq	15 NET
C112	ACTIVITY CLUB ROOM	ASSEMBLY WITHOUT FIXED SEATS	515 sq	15 NET
C104	RECEPTION	BUSINESS AREAS	145 sq	50 GROSS
C113	BUSINESS CENTER & LIBRARY	BUSINESS AREAS	362 sq	50 GROSS
C114	CLASSROOM	EDUCATIONAL CLASS AREA	594 sq	20 NET
C114	STORAGE	EDUCATIONAL CLASS AREA	90 sq	20 NET
C116	BARBER / BEAUTY	INSTITUTIONAL AREAS INPATIENT TREATMENT AREA	426 sq	240 GROSS
C110	PANTRY	KITCHEN COMMERCIAL	503 sq	200 GROSS
C105	TOILETS	LOCKER ROOMS	556 sq	50 GROSS
C127	STORAGE	STAGES & PLATFORMS	207 sq	15 NET
C128	CHAPEL	STAGES & PLATFORMS	509 sq	15 NET

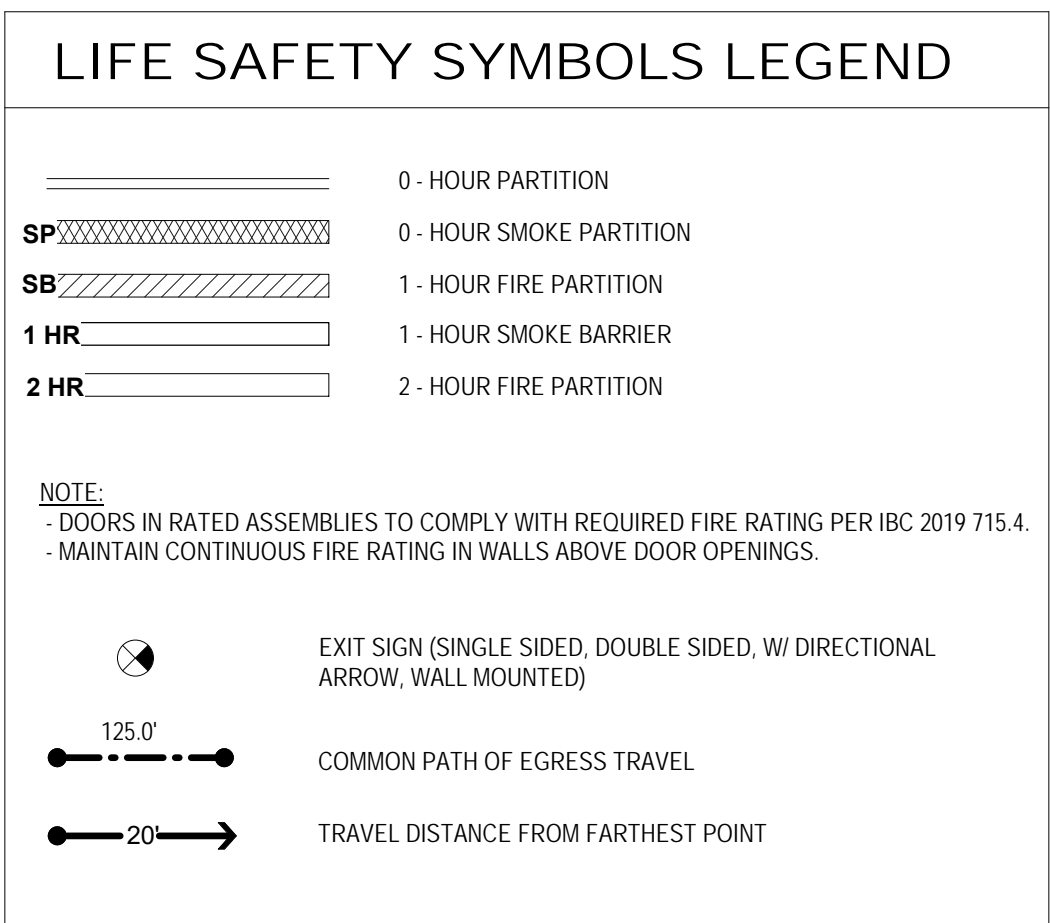
1ST FLOOR - A-3 OCCUPANCY SCHEDULE ADMINISTRATION				
ROOM NAME	FUNCTION OF SPACE	AREA	AREA PER OCCUPANT	OC. LOAD
ADMINISTRATION	INFECTION/SERVICE BUSINESS AREAS	123 sq	50 GROSS	3
EMPLOYEE HEALTH	EMPLOYEE HEALTH	100 sq	50 GROSS	2
ADON	BUSINESS AREAS	Redundant Room	50 GROSS	0
DIRECTOR	BUSINESS AREAS	117 sq	50 GROSS	3
WORK RM.	BUSINESS AREAS	87 sq	50 GROSS	2
STAFF CORD.	BUSINESS AREAS	133 sq	50 GROSS	3
PSYCH NURSE & NERVE	BUSINESS AREAS	120 sq	50 GROSS	3
COORDINATOR	BUSINESS AREAS	126 sq	50 GROSS	3
INFECTION CONTROL	BUSINESS AREAS	110 sq	50 GROSS	3
HR/MD	BUSINESS AREAS			
1ST FLOOR SUPERVISOR	BUSINESS AREAS			

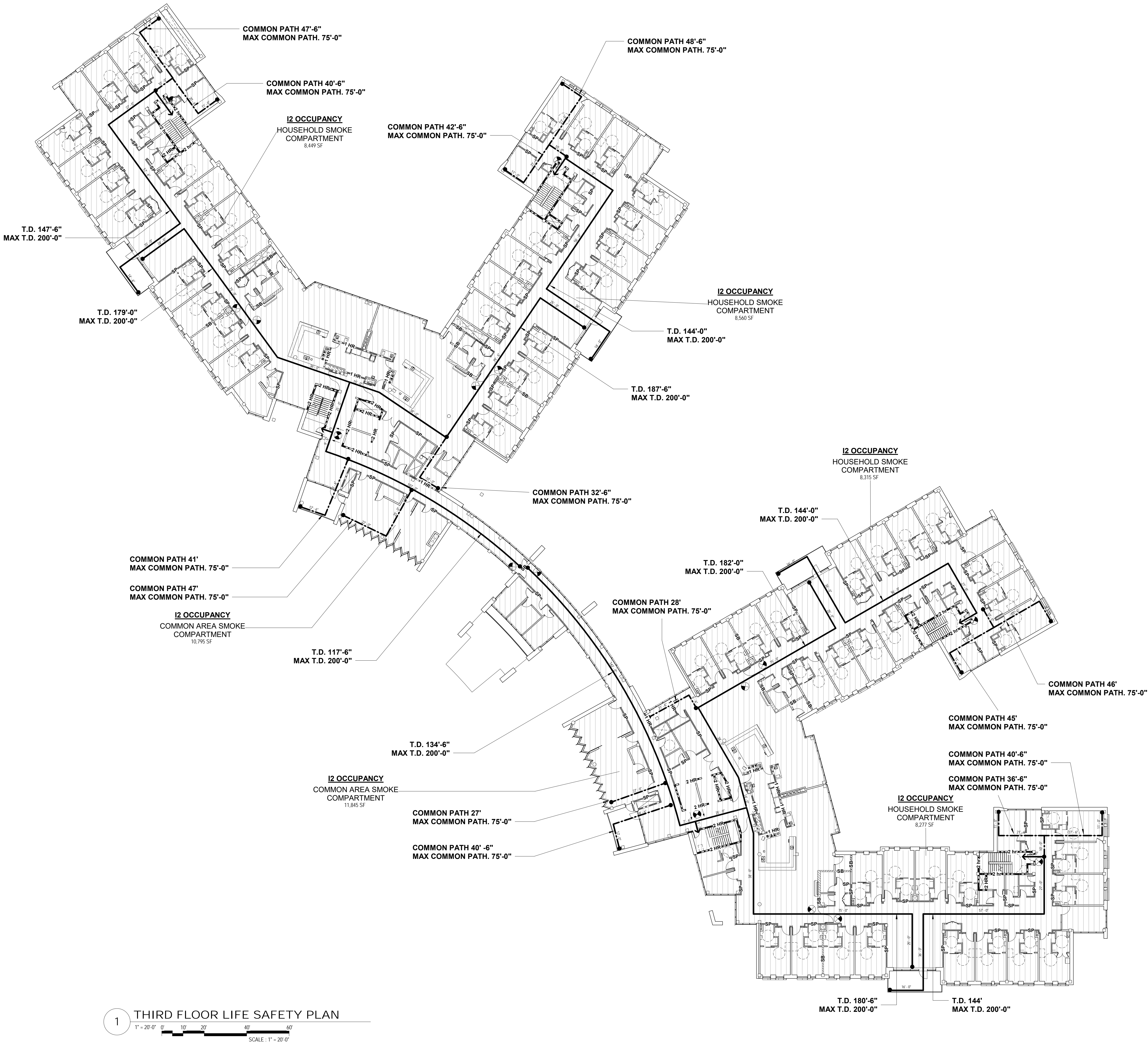
GRAND TOTAL: 917

OCCUPANCY CLASSIFICATION	
[Pattern]	INSTITUTIONAL (GROUP I-2)
[Pattern]	ASSEMBLY (GROUP A-3)
[Pattern]	STORAGE (GROUP S-2)
[Pattern]	FACTORY (GROUP F-1)
[Pattern]	PEDESTRIAN WALKWAY

LIFE SAFETY SYMBOLS LEGEND	
[Symbol]	0 - HOUR PARTITION
[Symbol]	0 - HOUR SMOKE PARTITION
[Symbol]	1 - HOUR FIRE PARTITION
[Symbol]	1 - HOUR SMOKE BARRIER
[Symbol]	2 - HOUR FIRE PARTITION
NOTE: - DOORS IN RATED ASSEMBLIES TO COMPLY WITH REQUIRED FIRE RATING PER IBC 2019 715.4 - MAINTAIN CONTINUOUS FIRE RATING IN WALLS ABOVE DOOR OPENINGS.	
[Symbol]	EXIT SIGN (SINGLE SIDED, DOUBLE SIDED, W/ DIRECTIONAL ARROW, WALL MOUNTED)
[Symbol]	COMMON PATH OF EGRESS TRAVEL
[Symbol]	TRAVEL DISTANCE FROM FARTHEST POINT







1 THIRD FLOOR LIFE SAFETY PLAN
1" = 20'-0"
SCALE: 1" = 20'-0"

3RD FLOOR - I-2 OCCUPANCY SCHEDULE HH-A				
#	ROOM NAME	FUNCTION OF SPACE	AREA	AREA PER OCCUPANT
B333	IT	ACCESSORY STORAGE AREAS, MECHANICAL	56 SF	300 GROSS
B345	CLEAN UTILITY	EQUIPMENT ROOM	42 SF	300 GROSS
B347	HK CLOS	ACCESSORY STORAGE AREAS, MECHANICAL	40 SF	300 GROSS
B348	EQUIP. ST.	EQUIPMENT ROOM	64 SF	300 GROSS
B349	W-CH.	ACCESSORY STORAGE AREAS, MECHANICAL	35 SF	300 GROSS
B353	WC	ACCESSORY STORAGE AREAS, MECHANICAL	53 SF	300 GROSS
B333	BALCONY	ASSEMBLY WITHOUT FIXED SEATS	247 SF	OWNR DEFINE 6
B333	LIVING ROOM	ASSEMBLY WITHOUT FIXED SEATS	541 SF	OWNR DEFINE 20
B333	DEN	ASSEMBLY WITHOUT FIXED SEATS	239 SF	OWNR DEFINE 8
B333	DINING	ASSEMBLY WITHOUT FIXED SEATS	1,240 SF	OWNR DEFINE 26
B333	SPA	INSTITUTIONAL AREAS INPATIENT TREATMENT AREA	247 SF	240 GROSS
B341	CHARTING	INSTITUTIONAL AREAS INPATIENT TREATMENT AREA	32 SF	240 GROSS
B342	NURSING	INSTITUTIONAL AREAS INPATIENT TREATMENT AREA	48 SF	240 GROSS
B343	MED. RM	INSTITUTIONAL AREAS INPATIENT TREATMENT AREA	58 SF	240 GROSS
B351	KITCHEN	KITCHEN COMMERCIAL	309 SF	200 GROSS
RESIDENTS UNITS			5,826 SF	120 GROSS
TOTAL:			122	

3RD FLOOR - I-2 OCCUPANCY SCHEDULE HH-B				
#	ROOM NAME	FUNCTION OF SPACE	AREA	AREA PER OCCUPANT
B351	WC	ACCESSORY STORAGE AREAS, MECHANICAL	53 SF	300 GROSS
B347	SOILED UTIL.	ACCESSORY STORAGE AREAS, MECHANICAL	56 SF	300 GROSS
B348	CLEAN UTILITY	ACCESSORY STORAGE AREAS, MECHANICAL	42 SF	300 GROSS
B350	HK CLOS	ACCESSORY STORAGE AREAS, MECHANICAL	40 SF	300 GROSS
B352	EQUIP. ST.	EQUIPMENT ROOM	64 SF	300 GROSS
B353	W-CH.	ACCESSORY STORAGE AREAS, MECHANICAL	35 SF	300 GROSS
B336	LIVING ROOM	ASSEMBLY WITHOUT FIXED SEATS	247 SF	OWNR DEFINE 20
B338	DEN	ASSEMBLY WITHOUT FIXED SEATS	239 SF	OWNR DEFINE 8
B354	DINING	ASSEMBLY WITHOUT FIXED SEATS	1,245 SF	OWNR DEFINE 26
B340	SPA	INSTITUTIONAL AREAS INPATIENT TREATMENT AREA	247 SF	240 GROSS
B344	CHARTING	INSTITUTIONAL AREAS INPATIENT TREATMENT AREA	32 SF	240 GROSS
B345	NURSING	INSTITUTIONAL AREAS INPATIENT TREATMENT AREA	48 SF	240 GROSS
B346	MED. RM	INSTITUTIONAL AREAS INPATIENT TREATMENT AREA	58 SF	240 GROSS
B355	KITCHEN	KITCHEN COMMERCIAL	319 SF	200 GROSS
RESIDENTS UNITS			5,826 SF	120 GROSS
TOTAL:			122	

3RD FLOOR - I-2 OCCUPANCY SCHEDULE HH-D				
#	ROOM NAME	FUNCTION OF SPACE	AREA	AREA PER OCCUPANT
D353	WC	ACCESSORY STORAGE AREAS, MECHANICAL	53 SF	300 GROSS
D348	SOILED UTIL.	ACCESSORY STORAGE AREAS, MECHANICAL	56 SF	300 GROSS
D349	CLEAN UTILITY	ACCESSORY STORAGE AREAS, MECHANICAL	42 SF	300 GROSS
D352	HK CLOS	ACCESSORY STORAGE AREAS, MECHANICAL	40 SF	300 GROSS
D354	EQUIP. ST.	EQUIPMENT ROOM	64 SF	300 GROSS
D355	W-CH.	ACCESSORY STORAGE AREAS, MECHANICAL	35 SF	300 GROSS
D337	BALCONY	ASSEMBLY WITHOUT FIXED SEATS	247 SF	OWNR DEFINE 6
D339	DEN	ASSEMBLY WITHOUT FIXED SEATS	541 SF	OWNR DEFINE 20
D356	DINING	ASSEMBLY WITHOUT FIXED SEATS	240 SF	OWNR DEFINE 8
D341	SPA	INSTITUTIONAL AREAS INPATIENT TREATMENT AREA	1,265 SF	OWNR DEFINE 26
D345	CHARTING	INSTITUTIONAL AREAS INPATIENT TREATMENT AREA	247 SF	240 GROSS
D346	NURSING	INSTITUTIONAL AREAS INPATIENT TREATMENT AREA	32 SF	240 GROSS
D347	MED. RM	INSTITUTIONAL AREAS INPATIENT TREATMENT AREA	48 SF	240 GROSS
D357	KITCHEN	KITCHEN COMMERCIAL	287 SF	200 GROSS
RESIDENTS UNITS			5,826 SF	120 GROSS
TOTAL:			122	

3RD FLOOR - I-2 OCCUPANCY SCHEDULE HH-E				
#	ROOM NAME	FUNCTION OF SPACE	AREA	AREA PER OCCUPANT
E348	WC	ACCESSORY STORAGE AREAS, MECHANICAL	53 SF	300 GROSS
E343	SOILED UTIL.	ACCESSORY STORAGE AREAS, MECHANICAL	56 SF	300 GROSS
E344	CLEAN UTILITY	ACCESSORY STORAGE AREAS, MECHANICAL	42 SF	300 GROSS
E347	HK CLOS	ACCESSORY STORAGE AREAS, MECHANICAL	40 SF	300 GROSS
E349	EQUIP. ST.	EQUIPMENT ROOM	64 SF	300 GROSS
E350	W-CH.	ACCESSORY STORAGE AREAS, MECHANICAL	35 SF	300 GROSS
E332	BALCONY	ASSEMBLY WITHOUT FIXED SEATS	250 SF	OWNR DEFINE 6
E334	DEN	ASSEMBLY WITHOUT FIXED SEATS	541 SF	OWNR DEFINE 20
E351	DINING	ASSEMBLY WITHOUT FIXED SEATS	240 SF	OWNR DEFINE 8
E336	SPA	INSTITUTIONAL AREAS INPATIENT TREATMENT AREA	1,198 SF	OWNR DEFINE 26
E340	MEDICAL	INSTITUTIONAL AREAS INPATIENT TREATMENT AREA	247 SF	240 GROSS
E341	NURSING	INSTITUTIONAL AREAS INPATIENT TREATMENT AREA	58 SF	240 GROSS
E342	CHARTING	INSTITUTIONAL AREAS INPATIENT TREATMENT AREA	48 SF	240 GROSS
E352	KITCHEN	KITCHEN COMMERCIAL	296 SF	200 GROSS
RESIDENTS UNITS			5,826 SF	120 GROSS
TOTAL:			122	

3RD FLOOR - I-2 OCCUPANCY SCHEDULE - SUPPORT				
#	ROOM NAME	FUNCTION OF SPACE	AREA	AREA PER OCCUPANT
B333	IT	ACCESSORY STORAGE AREAS, MECHANICAL	147 SF	300 GROSS
D332	IT	ACCESSORY STORAGE AREAS, MECHANICAL	144 SF	300 GROSS
B340	ELEC.	ACCESSORY STORAGE AREAS, MECHANICAL	35 SF	300 GROSS
B343	ELEC.	EQUIPMENT ROOM	35 SF	300 GROSS
D344	ELEC.	ACCESSORY STORAGE AREAS, MECHANICAL	35 SF	300 GROSS
E339	ELEC.	EQUIPMENT ROOM	35 SF	300 GROSS
B358	ELEC. CLOSET	ACCESSORY STORAGE AREAS, MECHANICAL	44 SF	300 GROSS
D359	ELEC. CLOSET	EQUIPMENT ROOM	46 SF	300 GROSS
LOAD: 8			8	

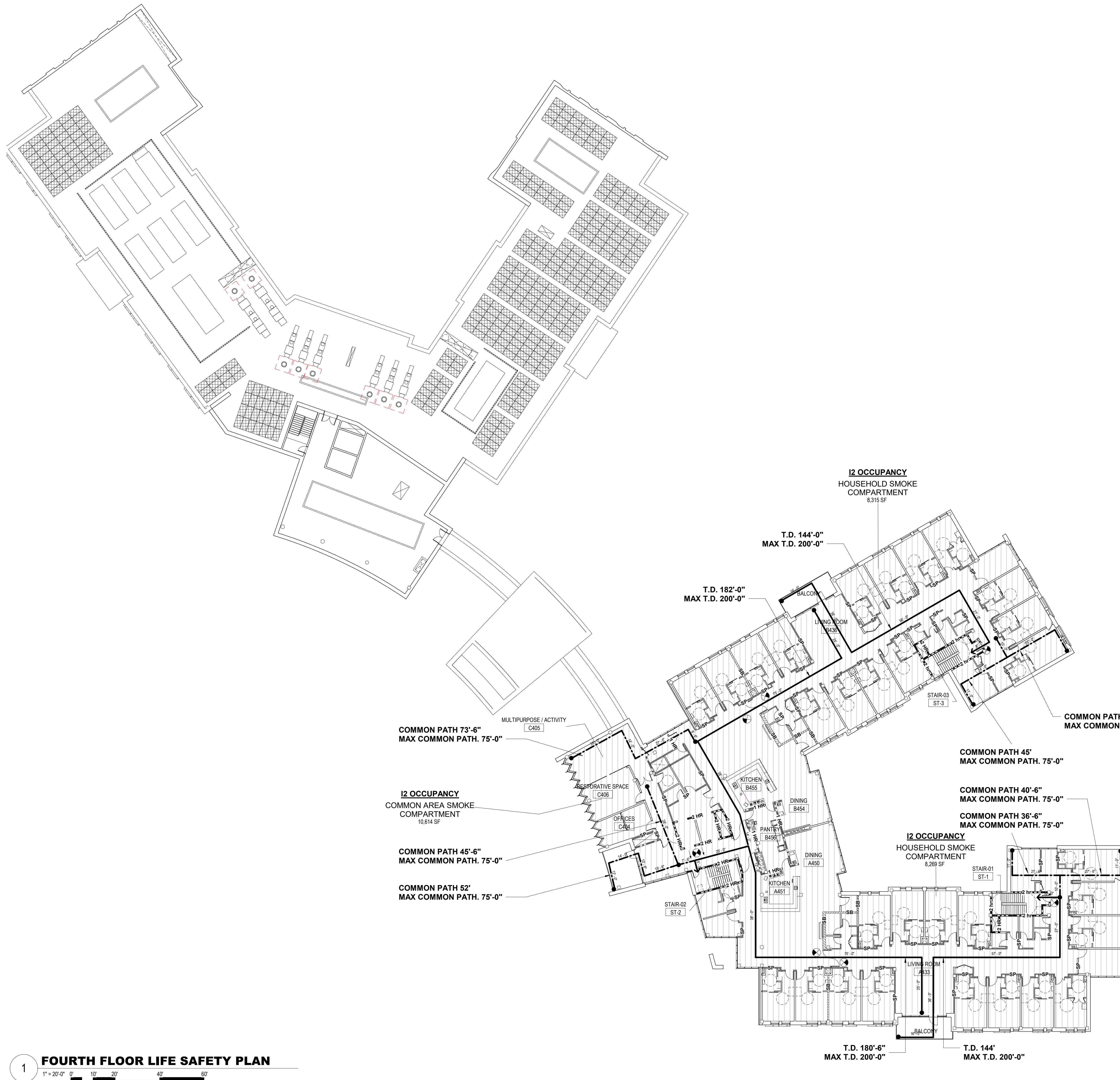
3RD FLOOR - I-2 OCCUPANCY SCHEDULE SHARED SERVICE				
#	ROOM NAME	FUNCTION OF SPACE	AREA	AREA PER OCCUPANT
B331	LINE HOLDING	ACCESSORY STORAGE AREAS, MECHANICAL	55 SF	300 GROSS
B334	LAUNDRY	ACCESSORY STORAGE AREAS, MECHANICAL	90 SF	300 GROSS
D331	LINE HOLDING	ACCESSORY STORAGE AREAS, MECHANICAL	46 SF	300 GROSS
D334	LAUNDRY	ACCESSORY STORAGE AREAS, MECHANICAL	149 SF	300 GROSS
A330	NURSE LOUNGE	ASSEMBLY WITHOUT FIXED SEATS	183 SF	OWNR DEFINE 6
C302	3SEASON PORCH	ASSEMBLY WITHOUT FIXED SEATS	187 SF	OWNR DEFINE 8
C312	3SEASON PORCH	ASSEMBLY WITHOUT FIXED SEATS	190 SF	OWNR DEFINE 8
C301	NURSE LOUNGE	ASSEMBLY WITHOUT FIXED SEATS	338 SF	OWNR DEFINE 6
A331	BARBER / BEAUTY	INSTITUTIONAL AREAS INPATIENT TREATMENT AREA	153 SF	240 GROSS
D335	BARBER / BEAUTY	INSTITUTIONAL AREAS INPATIENT TREATMENT AREA	67 SF	240 GROSS
B356	PANTRY	KITCHEN COMMERCIAL	338 SF	200 GROSS
E353	PANTRY	KITCHEN COMMERCIAL	337 SF	200 GROSS
LOAD: 12			38	

3RD FLOOR - I-2 OCCUPANCY SCHEDULE SHARED AMENITIES				
#	ROOM NAME	FUNCTION OF SPACE	AREA	AREA PER OCCUPANT
B332	WC	ACCESSORY STORAGE AREAS, MECHANICAL	68 SF	300 GROSS
C304	STORAGE	ACCESSORY STORAGE AREAS, MECHANICAL	58 SF	300 GROSS
C310	STORAGE	ACCESSORY STORAGE AREAS, MECHANICAL	58 SF	300 GROSS
D333	WC	ACCESSORY STORAGE AREAS, MECHANICAL	58 SF	300 GROSS
BALCONY	ASSEMBLY WITHOUT FIXED SEATS	243 SF	OWNR DEFINE 20	
C303	ACTIVITY ROOM	ASSEMBLY WITHOUT FIXED SEATS	273 SF	OWNR DEFINE 10
C305	MULTIPURPOSE	ASSEMBLY WITHOUT FIXED SEATS	374 SF	OWNR DEFINE 16
C306	RESTORATIVE SPACE	ASSEMBLY WITHOUT FIXED SEATS	400 SF	OWNR DEFINE 8
C308	RESTORATIVE SPACE	ASSEMBLY WITHOUT FIXED SEATS	376 SF	OWNR DEFINE 8
C309	MULTIPURPOSE	ASSEMBLY WITHOUT FIXED SEATS	374 SF	OWNR DEFINE 16
C311	ACTIVITY ROOM	ASSEMBLY WITHOUT FIXED SEATS	272 SF	OWNR DEFINE 10
C307	MDS	BUSINESS AREAS	141 SF	50 GROSS
C318	SUPERVISOR	BUSINESS AREAS	181 SF	50 GROSS
C319	SOCIAL WORKERS	BUSINESS AREAS	181 SF	50 GROSS
C320	SUPERVISOR	BUSINESS AREAS	56 SF	50 GROSS
LOAD: 16			105	

GRAND TOTAL:				
				639
MEANS OF EGREES SIZING:				
STAIR-01 LOAD CALCULATION: 4' 6" 107 OCCUPANT				
STAIR-02 LOAD CALCULATION: 4' 3" 107 OCCUPANT				
STAIR-03 LOAD CALCULATION: 4' 6" 107 OCCUPANT				
STAIR-04 LOAD CALCULATION: 4' 6" 107 OCCUPANT				
STAIR-05 LOAD CALCULATION: 4' 3" 107 OCCUPANT				
STAIR-06 LOAD CALCULATION: 4' 6" 107 OCCUPANT				

OCCUPANCY CLASSIFICATION	
	INSTITUTIONAL (GROUP I-2)
	ASSEMBLY (GROUP A-3)
	STORAGE (GROUP S-2)
	FACTORY (GROUP F-1)
	PEDESTRIAN WALKWAY

LIFE SAFETY SYMBOLS LEGEND	
	0-HOUR PARTITION
	0-HOUR SMOKE PARTITION
	1-HOUR FIRE PARTITION
	1-HOUR SMOKE BARRIER
	2-HOUR FIRE PARTITION
NOTE:	
- DOORS IN RATED ASSEMBLIES TO COMPLY WITH REQUIRED FIRE RATING PER IBC 2019 715.4	
- MAINTAIN CONTINUOUS FIRE RATING IN WALLS ABOVE DOOR OPENINGS.	
	EXIT SIGN (SINGLE SIDED, DOUBLE SIDED, W/ DIRECTIONAL ARROW, WALL MOUNTED)
	COMMON PATH OF EGRESS TRAVEL
	TRAVEL DISTANCE FROM FARTHEST POINT



4TH FLOOR - I-2 OCCUPANCY SCHEDULE HH-A					
#	ROOM NAME	FUNCTION OF SPACE	AREA	AREA PER OCCUPANT	OC. LOAD
HOUSEHOLD A					
A443	SOILED UTIL.	ACCESSORY STORAGE AREAS, MECHANICAL	56 SF	300 GROSS	1
A444	CLEAN UTILITY	ACCESSORY STORAGE AREAS, MECHANICAL	42 SF	300 GROSS	1
A446	HK CLOS.	ACCESSORY STORAGE AREAS, MECHANICAL	40 SF	300 GROSS	1
A447	WC	ACCESSORY STORAGE AREAS, MECHANICAL	53 SF	300 GROSS	1
A448	EQUIP. ST.	ACCESSORY STORAGE AREAS, MECHANICAL	64 SF	300 GROSS	1
A449	W-CH.	ACCESSORY STORAGE AREAS, MECHANICAL	35 SF	300 GROSS	1
-	BALCONY	ASSEMBLY WITHOUT FIXED SEATS	250 SF	OWNR DEFINE	6
A433	LIVING ROOM	ASSEMBLY WITHOUT FIXED SEATS	541 SF	OWNR DEFINE	20
A435	DEN	ASSEMBLY WITHOUT FIXED SEATS	217 SF	OWNR DEFINE	8
A450	DINING	ASSEMBLY WITHOUT FIXED SEATS	1,240 SF	OWNR DEFINE	26
A437	SPA	INSTITUTIONAL AREAS INPATIENT TREATMENT AREA	245 SF	240 GROSS	2
A440	CHARTING	INSTITUTIONAL AREAS INPATIENT TREATMENT AREA	32 SF	240 GROSS	1
A441	NURSING	INSTITUTIONAL AREAS INPATIENT TREATMENT AREA	48 SF	240 GROSS	1
A442	MED. RM	INSTITUTIONAL AREAS INPATIENT TREATMENT AREA	83 SF	240 GROSS	1
A451	KITCHEN	KITCHEN COMMERCIAL	311 SF	240 GROSS	2
LOAD: 15					73
RESIDENTS UNITS			5,826 SF	120 GROSS	49
TOTAL:					122

4TH FLOOR - I-2 OCCUPANCY SCHEDULE HH-B					
#	ROOM NAME	FUNCTION OF SPACE	AREA	AREA PER OCCUPANT	OC. LOAD
HOUSEHOLD B					
B451	WC	ACCESSORY STORAGE AREAS, MECHANICAL	53 SF	300 GROSS	1
B447	SOILED UTIL.	ACCESSORY STORAGE AREAS, MECHANICAL	56 SF	300 GROSS	1
B448	CLEAN UTILITY	ACCESSORY STORAGE AREAS, MECHANICAL	42 SF	300 GROSS	1
B450	HK CLOS.	ACCESSORY STORAGE AREAS, MECHANICAL	40 SF	300 GROSS	1
B452	EQUIP. ST.	ACCESSORY STORAGE AREAS, MECHANICAL	64 SF	300 GROSS	1
B453	W-CH.	ACCESSORY STORAGE AREAS, MECHANICAL	35 SF	300 GROSS	1
-	BALCONY	ASSEMBLY WITHOUT FIXED SEATS	251 SF	OWNR DEFINE	6
B436	LIVING ROOM	ASSEMBLY WITHOUT FIXED SEATS	542 SF	OWNR DEFINE	20
B438	DEN	ASSEMBLY WITHOUT FIXED SEATS	217 SF	OWNR DEFINE	8
B454	DINING	ASSEMBLY WITHOUT FIXED SEATS	1,245 SF	OWNR DEFINE	26
B440	SPA	INSTITUTIONAL AREAS INPATIENT TREATMENT AREA	245 SF	240 GROSS	2
B444	CHARTING	INSTITUTIONAL AREAS INPATIENT TREATMENT AREA	32 SF	240 GROSS	1
B445	NURSING	INSTITUTIONAL AREAS INPATIENT TREATMENT AREA	48 SF	240 GROSS	1
B446	MED. RM	INSTITUTIONAL AREAS INPATIENT TREATMENT AREA	83 SF	240 GROSS	1
B455	KITCHEN	KITCHEN COMMERCIAL	319 SF	240 GROSS	2
LOAD: 15					72
RESIDENTS UNITS			5,826 SF	120 GROSS	49
TOTAL:					122

4TH FLOOR - I-2 OCCUPANCY SCHEDULE SHARED SERVICES					
#	ROOM NAME	FUNCTION OF SPACE	AREA	AREA PER OCCUPANT	OC. LOAD
SHARED PER NEIGHBORHOOD					
B432	LINEN HOLDING	ACCESSORY STORAGE AREAS, MECHANICAL	55 SF	300 GROSS	1
B433	WC	ACCESSORY STORAGE AREAS, MECHANICAL	68 SF	300 GROSS	1
B434	LAUNDRY	ACCESSORY STORAGE AREAS, MECHANICAL	90 SF	300 GROSS	1
A430	NURSE LOUNGE	ASSEMBLY WITHOUT FIXED SEATS	183 SF	OWNR DEFINE	8
C402	3SEASON PORCH	ASSEMBLY WITHOUT FIXED SEATS	187 SF	OWNR DEFINE	8
A431	BARBER / BEAUTY	INSTITUTIONAL AREAS INPATIENT TREATMENT AREA	153 SF	240 GROSS	1
SUPPORT SPACES					
B431	IT	ACCESSORY STORAGE AREAS, MECHANICAL	147 SF	300 GROSS	1
A439	ELEC.	ACCESSORY STORAGE AREAS, MECHANICAL	35 SF	300 GROSS	1
B443	ELEC.	ACCESSORY STORAGE AREAS, MECHANICAL	35 SF	300 GROSS	1
B458	ELEC. CLOSET	ACCESSORY STORAGE AREAS, MECHANICAL	44 SF	300 GROSS	1
TOTAL:					22

4TH FLOOR - I-2 OCCUPANCY SCHEDULE SHARED AMENITIES					
#	ROOM NAME	FUNCTION OF SPACE	AREA	AREA PER OCCUPANT	OC. LOAD
SHARED PER FLOOR					
A435	BALCONY	ASSEMBLY WITHOUT FIXED SEATS	244 SF	OWNR DEFINE	10
C405	MULTIPURPOSE / ACTIVITY	ASSEMBLY WITHOUT FIXED SEATS	603 SF	OWNR DEFINE	16
C406	RESTORATIVE SPACE	ASSEMBLY WITHOUT FIXED SEATS	397 SF	OWNR DEFINE	8
C404	OFFICES	BUSINESS AREAS	307 SF	50 GROSS	7
LOAD: 4					41
GRAND TOTAL:					307

MEANS OF EGRES SIZING:

STAIR-01 LOAD CALCULATION: 4' 6" 103 OCCUPANT

STAIR-02 LOAD CALCULATION: 4' 4" 103 OCCUPANT

STAIR-03 LOAD CALCULATION: 4' 6" 103 OCCUPANT

OCCUPANCY CLASSIFICATION	
	INSTITUTIONAL (GROUP I-2)
	ASSEMBLY (GROUP A-3)
	STORAGE (GROUP S-2)
	FACTORY (GROUP F-1)
	PEDESTRIAN WALKWAY

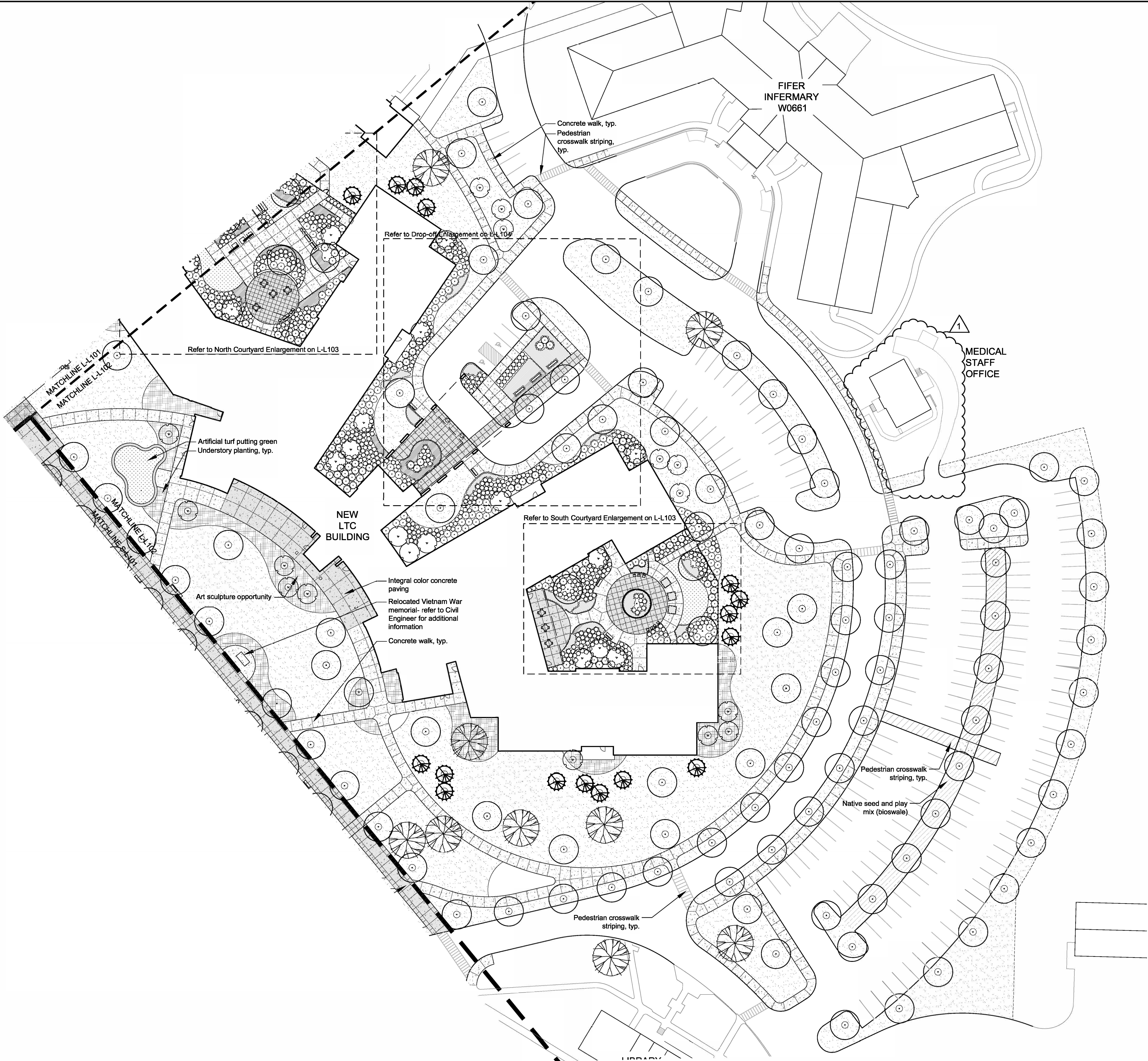
LIFE SAFETY SYMBOLS LEGEND	
	0 - HOUR PARTITION
	0 - HOUR SMOKE PARTITION
	1 - HOUR FIRE PARTITION
	1 - HOUR SMOKE BARRIER
	2 - HOUR FIRE PARTITION
NOTE:	
- DOORS IN RATED ASSEMBLIES TO COMPLY WITH REQUIRED FIRE RATING PER IBC 2019 715.4.	
- MAINTAIN CONTINUOUS FIRE RATING IN WALLS ABOVE DOOR OPENINGS.	
	EXIT SIGN (SINGLE SIDED, DOUBLE SIDED, W/ DIRECTIONAL ARROW, WALL MOUNTED)
	COMMON PATH OF EGRESS TRAVEL
	TRAVEL DISTANCE FROM FARTHEST POINT

1 **FOURTH FLOOR LIFE SAFETY PLAN**

1" = 20'-0" 0' 10' 20' 40' 60'

SCALE: 1" = 20'-0"

Basement Area (Net SF Spaces)			First Floor Area (Net SF Space)			First Floor Area (Net SF Space)			First Floor Area (Net SF Space)			First Floor Area (Net SF Space)			Second Floor Area (Net SF Space)			Second Floor Area (Net SF Space)			Second Floor Area (Net SF Space)			Third Floor Area (Net SF Space)			Third Floor Area (Net SF Space)			Fourth Floor Area (Net SF Space)		
Number	Name	Area	Number	Name	Area	Number	Name	Area	Number	Name	Area	Number	Name	Area	Number	Name	Area	Number	Name	Area	Number	Name	Area	Number	Name	Area	Number	Name	Area	Number	Name	Area
C031	CORRIDOR	5,424 ft²	A101	RESIDENT UNIT	322 ft²	C118	ADON	100 ft²	E153	PANTRY	150 ft²	-	TERRACE	1,223 ft²	C206	RESTORATIVE SPACE	388 ft²	ST-1	STAIR-01	237 ft²	-	BALCONY	249 ft²	C314	CORRIDOR	1,797 ft²	-	BALCONY	250 ft²	C401	BALCONY	250 ft²
C032	MAIN IT	111 ft²	A102	RESIDENT UNIT	322 ft²	C119	DIRECTOR	0 ft²	E154	CORRIDOR	2,097 ft²	-	TERRACE	1,224 ft²	C207	MDS	129 ft²	ST-2	STAIR-02	213 ft²	-	BALCONY	247 ft²	C315	FOYER	547 ft²	-	BALCONY	247 ft²	C402	FOYER	547 ft²
C033	TRASH HOLDING	253 ft²	A103	RESIDENT UNIT	321 ft²	C120	CORRIDOR	155 ft²	EL-1	ELEV	105 ft²	-	BALCONY	249 ft²	C208	RESTORATIVE SPACE	372 ft²	ST-3	STAIR-03	237 ft²	-	BALCONY	243 ft²	C316	FOYER	536 ft²	-	BALCONY	244 ft²	C403	RESTORATIVE SPACE	372 ft²
C034	ELECTRICAL ROOM	179 ft²	A104	RESIDENT UNIT	323 ft²	C121	WORK RM.	117 ft²	EL-2	ELEV	101 ft²	-	BALCONY	247 ft²	C209	MULTIPURPOSE	373 ft²	ST-4	STAIR-04	237 ft²	-	BALCONY	247 ft²	C318	SUPERVISOR	181 ft²	-	BALCONY	242 ft²	C404	SUPERVISOR	181 ft²
C035	ELECTRICAL ROOM	176 ft²	A105	RESIDENT UNIT	322 ft²	C122	STAFF CORD.	87 ft²	EL-3	ELEV	105 ft²	-	BALCONY	243 ft²	C210	STORAGE	55 ft²	ST-5	STAIR-05	215 ft²	-	BALCONY	250 ft²	C319	SOCIAL WORKERS	181 ft²	-	BALCONY	250 ft²	C405	SOCIAL WORKERS	181 ft²
D030	ACTIVITY STO.	147 ft²	A106	RESIDENT UNIT	322 ft²	C123	PSYCH NURSE & INSERVICE COORINATOR	133 ft²	EL-4	ELEV	101 ft²	-	BALCONY	247 ft²	C211	ACTIVITY ROOM	270 ft²	ST-6	STAIR-06	237 ft²	-	BALCONY	243 ft²	C320	SUPERVISOR	56 ft²	-	BALCONY	243 ft²	C406	SUPERVISOR	56 ft²
D031	WHEELCHAIR & CART WASH.	80 ft²	A107	RESIDENT UNIT	322 ft²				ST-01	STAIR-01	237 ft²	-	BALCONY	248 ft²	C212	3SEASON PORCH	190 ft²				-	BALCONY	243 ft²	D301	RESIDENT UNIT	322 ft²	-	BALCONY	243 ft²	D401	RESIDENT UNIT	322 ft²
			A108	RESIDENT UNIT	322 ft²				ST-2	STAIR-02	213 ft²	-	BALCONY	243 ft²	C213	FOYER	547 ft²				-	BALCONY	243 ft²	D302	RESIDENT UNIT	322 ft²	-	BALCONY	243 ft²	D402	RESIDENT UNIT	322 ft²
D032	LAUNDRY SOILED HOLDING	338 ft²	A109	RESIDENT UNIT	322 ft²	C124	INFECTION CONTROL	120 ft²	ST-3	STAIR-03	237 ft²	A201	RESIDENT UNIT	322 ft²	C214	CORRIDOR	760 ft²	A202	RESIDENT UNIT	322 ft²	A201	RESIDENT UNIT	322 ft²	D303	RESIDENT UNIT	321 ft²	A203	RESIDENT UNIT	321 ft²	A202	RESIDENT UNIT	321 ft²
D032A	CHEMJC	123 ft²	A110	RESIDENT UNIT	322 ft²	C125	EHR/MDS	126 ft²	ST-4	STAIR-04	237 ft²	A202	RESIDENT UNIT	322 ft²	C215	SUPERVISOR	171 ft²	A203	RESIDENT UNIT	321 ft²	A203	RESIDENT UNIT	321 ft²	D304	RESIDENT UNIT	322 ft²	A204	RESIDENT UNIT	322 ft²	A204	RESIDENT UNIT	322 ft²
D033	LAUNDRY	1,392 ft²	A111	SEMI PRIVATE	367 ft²	C126	1ST FLOOR SUPERVISOR	110 ft²	ST-5	STAIR-05	215 ft²	A204	RESIDENT UNIT	323 ft²	C216	SOCIAL WORKERS	171 ft²	A205	RESIDENT UNIT	322 ft²	A204	RESIDENT UNIT	323 ft²	D305	RESIDENT UNIT	322 ft²	A206	RESIDENT UNIT	322 ft²	A205	RESIDENT UNIT	322 ft²
D034	LAUNDRY CLEAN HOLDING	682 ft²	A112	RESIDENT UNIT	321 ft²				ST-6	STAIR-06	237 ft²	A206	RESIDENT UNIT	322 ft²	C217	SUPERVISOR	54 ft²	D201	RESIDENT UNIT	322 ft²	A207	RESIDENT UNIT	68 ft²	D306	RESIDENT UNIT	322 ft²	D202	RESIDENT UNIT	322 ft²	A207	RESIDENT UNIT	68 ft²
D035	HK OFFICE	130 ft²	A113	RESIDENT UNIT	322 ft²	C127	STORAGE	207 ft²				A207	RESIDENT UNIT	255 ft²	D203	RESIDENT UNIT	321 ft²	D203	RESIDENT UNIT	321 ft²	A208	BARIATRIC UNIT	255 ft²	D307	RESIDENT UNIT	322 ft²	D204	RESIDENT UNIT	322 ft²	A208	BARIATRIC UNIT	255 ft²
D036	HK STO.	575 ft²	A114	RESIDENT UNIT	322 ft²	C128	CHAPEL	509 ft²				A208	RESIDENT UNIT	68 ft²	D204	RESIDENT UNIT	322 ft²	D205	RESIDENT UNIT	322 ft²	A208	RESIDENT UNIT	68 ft²	D308	BARIATRIC UNIT	322 ft²	D206	RESIDENT UNIT	322 ft²	A209	RESIDENT UNIT	322 ft²
D037	MAIN PHARMACY	897 ft²	A115	RESIDENT UNIT	322 ft²	C129	FOYER	452 ft²				A208	RESIDENT UNIT	68 ft²	D205	RESIDENT UNIT	322 ft²	D206	RESIDENT UNIT	322 ft²	A209	RESIDENT UNIT	322 ft²	D309	RESIDENT UNIT	322 ft²	D207	RESIDENT UNIT	322 ft²	A210	RESIDENT UNIT	251 ft²
D038	PUBLIC CORRIDOR TO THERAPY	2,867 ft²	A130	NURSE LOUNGE	184 ft²	C130	STORAGE	244 ft²				A209	RESIDENT UNIT	322 ft²	D206	RESIDENT UNIT	322 ft²	D208	BARIATRIC UNIT	322 ft²	A210	RESIDENT UNIT	251 ft²	D310	RESIDENT UNIT	322 ft²	D208	BARIATRIC UNIT	322 ft²	A211	SEMI PRIVATE	367 ft²
			A131	BARBER / BEAUTY	152 ft²	C131	STORAGE	74 ft²				A209	RESIDENT UNIT	322 ft²	D207	RESIDENT UNIT	322 ft²	D209	RESIDENT UNIT	322 ft²	A211	SEMI PRIVATE	367 ft²	D311	SEMI PRIVATE	367 ft²	D209	RESIDENT UNIT	322 ft²	A212	RESIDENT UNIT	321 ft²
			A132	RESTORATIVE SPACE	165 ft²	C132	THEATER	660 ft²				A209	RESIDENT UNIT	322 ft²	D208	BARIATRIC UNIT	322 ft²	D210	RESIDENT UNIT	322 ft²	A212	RESIDENT UNIT	321 ft²	D312	RESIDENT UNIT	322 ft²	D210	RESIDENT UNIT	322 ft²	A213	RESIDENT UNIT	322 ft²
			A133	LIVING ROOM	541 ft²	C133	CORRIDOR	3,224 ft²				A209	RESIDENT UNIT	322 ft²	D209	RESIDENT UNIT	322 ft²	D211	SEMI PRIVATE	367 ft²	A213	RESIDENT UNIT	322 ft²	D313	RESIDENT UNIT	322 ft²	D211	SEMI PRIVATE	367 ft²	A214	RESIDENT UNIT	322 ft²
			A134	LINEN	21 ft²	C134	VESTIBULE	129 ft²				A210	RESIDENT UNIT	251 ft²	D210	RESIDENT UNIT	322 ft²	D212	RESIDENT UNIT	322 ft²	A214	RESIDENT UNIT	322 ft²	D314	RESIDENT UNIT	322 ft²	D212	RESIDENT UNIT	322 ft²	A215	RESIDENT UNIT	322 ft²
			A135	DEN	239 ft²	C135	VESTIBULE	92 ft²				A210	RESIDENT UNIT	251 ft²	D211	SEMI PRIVATE	367 ft²	D213	RESIDENT UNIT	322 ft²	A215	RESIDENT UNIT	322 ft²	D315	RESIDENT UNIT	322 ft²	D213	RESIDENT UNIT	322 ft²	A216	CORRIDOR	1,034 ft²
			A136	ALCOVE	67 ft²	C136	BREAK RM.	145 ft²				A211	SEMI PRIVATE	286 ft²	D212	RESIDENT UNIT	322 ft²	D214	RESIDENT UNIT	322 ft²	A216	CORRIDOR	1,034 ft²	D316	RESIDENT UNIT	322 ft²	D214	RESIDENT UNIT	322 ft²	A217	NURSE LOUNGE	180 ft²
			A137	SPA	247 ft²	C137	STORAGE	244 ft²				A211	SEMI PRIVATE	286 ft²	D213	RESIDENT UNIT	322 ft²	D215	RESIDENT UNIT	322 ft²	A217	NURSE LOUNGE	180 ft²	D317	RESIDENT UNIT	322 ft²	D215	RESIDENT UNIT	322 ft²	A218	BARBER / BEAUTY	142 ft²
			A138	LINEN	8 ft²	C138	CHAPEL	509 ft²				A212	RESIDENT UNIT	321 ft²	D214	RESIDENT UNIT	322 ft²	D216	RESIDENT UNIT	322 ft²	A218	BARBER / BEAUTY	142 ft²	D318	RESIDENT UNIT	322 ft²	D216	RESIDENT UNIT	322 ft²	A219	ALCOVE	34 ft²
			A139	LIFT	11 ft²	C139	FOYER	452 ft²				A212	RESIDENT UNIT	321 ft²	D215	RESIDENT UNIT	322 ft²	D217	RESIDENT UNIT	322 ft²	A219	ALCOVE	34 ft²	D319	RESIDENT UNIT	322 ft²	D217	RESIDENT UNIT	322 ft²	A220	LIVING ROOM	541 ft²
			A140	ELEC.	35 ft²	C140	STORAGE	244 ft²				A213	RESIDENT UNIT	322 ft²	D218	RESIDENT UNIT	322 ft²	D218	RESIDENT UNIT	322 ft²	A220	LIVING ROOM	541 ft²	D320	RESIDENT UNIT	322 ft²	D218	RESIDENT UNIT	322 ft²	A221	LINEN	21 ft²
			A141	CHARTING	32 ft²	C141	STORAGE	244 ft²				A213	RESIDENT UNIT	322 ft²	D219	RESIDENT UNIT	322 ft²	D219	RESIDENT UNIT	322 ft²	A221	LINEN	21 ft²	D321	RESIDENT UNIT	322 ft²	D219	RESIDENT UNIT	322 ft²	A222	DEN	239 ft²
			A142	MED. RM	58 ft²	C142	STORAGE	244 ft²				A214	RESIDENT UNIT	322 ft²	D220	RESIDENT UNIT	322 ft²	D220	RESIDENT UNIT	322 ft²	A222	DEN	239 ft²	D322	RESIDENT UNIT	322 ft²	D220	RESIDENT UNIT	322 ft²	A223	WC	53 ft²
			A143	NURSING	48 ft²	C143	STORAGE	244 ft²				A214	RESIDENT UNIT	322 ft²	D221	RESIDENT UNIT	322 ft²	D221	RESIDENT UNIT	322 ft²	A223	WC	53 ft²	D323	RESIDENT UNIT	322 ft²	D221	RESIDENT UNIT	322 ft²	A224	ALCOVE	67 ft²
			A144	SOILED UTIL	56 ft²	C144	STORAGE	244 ft²				A215	RESIDENT UNIT	322 ft²	D222	RESIDENT UNIT	322 ft²	D222	RESIDENT UNIT	322 ft²	A224	ALCOVE	67 ft²	D324	RESIDENT UNIT	322 ft²	D222	RESIDENT UNIT	322 ft²	A225	SPA	247 ft²
			A145	CLEAN UTILITY	42 ft²	C145	STORAGE	244 ft²				A216	RESIDENT UNIT	322 ft²	D223	RESIDENT UNIT	322 ft²	D223	RESIDENT UNIT	322 ft²	A225	SPA	247 ft²	D325	RESIDENT UNIT	322 ft²	D223	RESIDENT UNIT	322 ft²	A226	LINEN	8 ft²
			A146	LINEN	11 ft²	C146	STORAGE	244 ft²				A216	RESIDENT UNIT	322 ft²	D224	RESIDENT UNIT	322 ft²	D224	RESIDENT UNIT	322 ft²	A226	LINEN	8 ft²	D326	RESIDENT UNIT	322 ft²	D224	RESIDENT UNIT	322 ft²	A227	HK CLOS	40 ft²
			A147	HK CLOS	40 ft²	C147	STORAGE	244 ft²				A217	RESIDENT UNIT	322 ft²	D225	RESIDENT UNIT	322 ft²	D225	RESIDENT UNIT	322 ft²	A227	HK CLOS	40 ft²	D327	RESIDENT UNIT	322 ft²	D225	RESIDENT UNIT	322 ft²	A228	WC	53 ft²
			A148	WC	53 ft²	C148	STORAGE	244 ft²				A218	RESIDENT UNIT	322 ft²	D226	RESIDENT UNIT	322 ft²	D226	RESIDENT UNIT	322 ft²	A228	WC	53 ft²	D328	RESIDENT UNIT	322 ft²	D226	RESIDENT UNIT	322 ft²	A229	EQUIP. ST.	64 ft²
			A149	W-CH.	35 ft²	C149	STORAGE	244 ft²				A219	RESIDENT UNIT	322 ft²	D227	RESIDENT UNIT	322 ft²	D227	RESIDENT UNIT	322 ft²	A229	EQUIP. ST.	64 ft²	D329	RESIDENT UNIT	322 ft²	D227	RESIDENT UNIT	322 ft²	A230	W-CH.	35 ft²
			A150	EQUIP. ST.	64 ft²	C150	STORAGE	244 ft²				A220	RESIDENT UNIT	322 ft²	D228	RESIDENT UNIT	322 ft²	D228	RESIDENT UNIT	322 ft²	A230	W-CH.	35 ft²	D330	RESIDENT UNIT	322 ft²	D228	RESIDENT UNIT	322 ft²	A231	LIFT	12 ft²
			A151	DINING	1,255 ft²	C151	STORAGE	244 ft²				A221	RESIDENT UNIT	322 ft²	D229	RESIDENT UNIT	322 ft²	D229	RESIDENT UNIT	322 ft²	A231	LIFT	12 ft²	D331	RESIDENT UNIT	322 ft²	D229	RESIDENT UNIT	322 ft²	A232	ELEC.	35 ft²
			A152	KITCHEN	309 ft²	C152	STORAGE	244 ft²				A222	RESIDENT UNIT	322 ft²	D230	RESIDENT UNIT	322 ft²	D230	RESIDENT UNIT	322 ft²	A232	ELEC.	35 ft²	D332	RESIDENT UNIT	322 ft²	D230	RESIDENT UNIT	322 ft²	A233	ALCOVE	67 ft²
			A153	CORRIDOR	2,258 ft²	C153	STORAGE	244 ft²				A223	RESIDENT UNIT	322 ft²	D231	RESIDENT UNIT	322 ft²	D231	RESIDENT UNIT	322 ft²	A233	ALCOVE	67 ft²	D333	RESIDENT UNIT	322 ft²	D231	RESIDENT UNIT	322 ft²	A234	MED. RM	58 ft²
			A154	LIFT	10 ft²	C154	STORAGE	244 ft²				A224	RESIDENT UNIT	322 ft²	D232	RESIDENT UNIT	322 ft²	D232	RESIDENT UNIT	322 ft²	A234	MED. RM	58 ft²	D334	RESIDENT UNIT	322 ft²	D232	RESIDENT UNIT	322 ft²	A235	SOILED UTIL	56 ft²
			B101	RESIDENT UNIT	322 ft²	C155	STORAGE	244 ft²				A225	RESIDENT UNIT	322 ft²	D233	RESIDENT UNIT	322 ft²	D233	RESIDENT UNIT	322 ft²	A235	SOILED UTIL	56 ft²	D335	RESIDENT UNIT	322 ft²	D233	RESIDENT UNIT	322 ft²	A236	CLEAN UTILITY	42 ft²
			B102	RESIDENT UNIT	322 ft²	C156	STORAGE	244 ft²				A226	RESIDENT UNIT	322 ft²	D234	RESIDENT UNIT	322 ft²	D234	RESIDENT UNIT	322 ft²	A236	CLEAN UTILITY	42 ft²	D336	RESIDENT UNIT	322 ft²	D234	RESIDENT UNIT	322 ft²	A237	WC	53 ft²
			B103	RESIDENT UNIT	321 ft²	C157	STORAGE	244 ft²				A227	RESIDENT UNIT	322 ft²	D235	RESIDENT UNIT	322 ft²	D235	RESIDENT UNIT	322 ft²	A237	WC	53 ft²	D337	RESIDENT UNIT	322 ft²	D235	RESIDENT UNIT	322 ft²	A238	ALCOVE	67 ft²
			B104	RESIDENT UNIT	323 ft²	C158	STORAGE	244 ft²				A228	RESIDENT UNIT	322 ft²	D236	RESIDENT UNIT	322 ft²	D236	RESIDENT UNIT	322 ft²	A238	ALCOVE	67 ft²	D338	RESIDENT UNIT	322 ft²	D236	RESIDENT UNIT	322 ft²	A239	SPA	247 ft²
			B105																													



LAYOUT NOTES

1. Contractor responsible for field layout of all new improvements.
2. Contractor responsible to coordinate work in order to obtain approval of all layout by Owners Representative prior to construction.
3. All curves and radii to be smooth and not segmented.
4. Place control and expansion joints as shown on plans and details for all curbs, walks, wells, steps, and concrete paving. Where joints are not shown, place control joints a maximum of 10 feet on center, expansion joints a maximum of 30 feet on center, and between all separate pours.
5. Courtyard gardens at the Long Term Care Building and the Domiciliary are to receive sawcut control joints in lieu of tooled control joints.

LAYOUT LEGEND



- Concrete Flatwork
Integral Color
- Concrete Flatwork
- Decomposed Granite
- Putting Green (Artificial Turf)

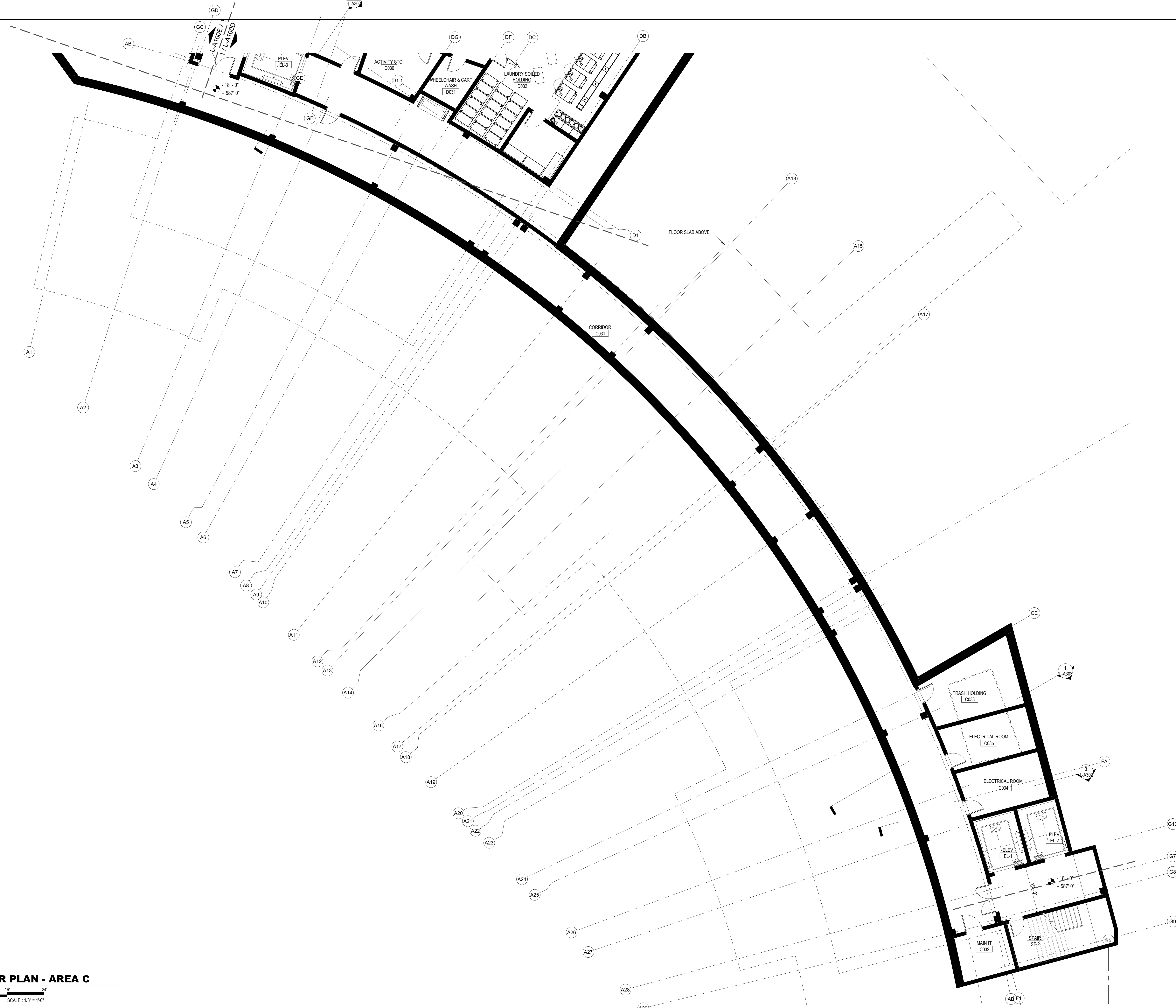
PLANTING NOTES

1. Seed limit line is approximate. Seed to limits of grading and disturbance. Contractor responsible for restoration of any unauthorized disruption outside of designated construction area.
2. Contractor responsible for erosion control in all seeded areas.
3. Tree mulch rings in turf areas are 5 foot diameter, typical. Contractor shall provide a mulch ring around all existing trees within the limit of work. Remove all existing grass from area to be mulched and provide a typical v-trench edge.
4. Bedlines are to be spade cut to a minimum depth of 3 inches unless otherwise shown on the plans. Curved bedlines are to be smooth and not segmented.
5. Do not locate plants within 10' of utility structures, or within 5' horizontally of underground utility lines unless otherwise shown on the plans. Consult with Landscape Architect if these conditions exist.
6. Refer to Architecture drawings for green roof planting limits. Green roof system to be an extensive pre-vegetated tray system (2 1/2"-4" thick).
7. Plant material selections shall be drought-tolerant, predominately native, and appropriate for the plant hardiness zone where the project is located. No automatic sprinkler system is to be used.
8. Turf areas are to receive 6" depth of topsoil. Planting bed areas are to receive 12" depth topsoil. Refer to specifications for topsoil requirements.



PLANTING LEGEND

- Shade Tree (3" caliper), typical.
- Ornamental Tree (6' height), typical.
- Evergreen Tree (6' height), typical.
- Existing tree to be preserved, typical.
- Turf Seed
- Understory Plantings (combination of deciduous and evergreen shrubs, perennials, and groundcover)
- Native Seed and Plug Mix (bioswale)

NO. DATE ISSUE		ISSUED FOR BRIDGING NOT FOR CONSTRUCTION		CIVIL / SITE: DAVID MASON + ASSOCIATES		STRUCTURAL: DAVID MASON + ASSOCIATES		ELECTRICAL: WEBB ENGINEERING SERVICES INC		FOOD & LAUNDRY SERVICE: FOOD FACILITIES CONCEPTS, INC		HISTORIC PRESERVATION: HPZS		PE PROJECT No: 77550		KEY PLAN:		 State of Illinois JB PRITZKER, GOVERNOR Illinois Capital Development Board		SHEET TITLE: LANDSCAPE PLAN		PROJECT NO. 040-010-115	
1 01/13/2020 Amendment # 3		Note: Design-Build Entity shall obtain and verify all dimensions and conditions at job site and be fully responsible for the same. Bridging drawings and narratives are provided for design intent. The design-build entity is responsible for the full design of a project that adheres to all, scope requirements, codes, state and federal regulations and guidelines.		464 N Milwaukee Avenue Chicago, IL 60654		464 N Milwaukee Avenue Chicago, IL 60654		1400 S 3rd Street Suite 201 St Louis, MO 63104		110 Washington Avenue Suite 502 Carnegie, PA 15106		213 W Institute Place Suite 502 Chicago, IL 60610		PERKINS — EASTMAN 209 S LaSalle Street, Suite 400 Chicago, IL 60604 T: +1 312 765 1155 F: +1 312 765 1155						PROJECT: NEW NURSING HOME & DOMICILIARY ILLINOIS VETERANS' HOME QUINCY 1707 NORTH 12 STREET QUINCY, ADAMS COUNTY, ILLINOIS 62301		DATE: 11/11/2019 SHEET NO. L-L102 VOLUME: VOLUME 3 OF 4	
		LANDSCAPE: HITCHCOCK DESIGN GROUP 22 E Chicago Avenue Suite 200A Naperville, IL 60540		HEATING, VENTILATION, PLUMBING & FIRE PROTECTION: BRIC PARTNERSHIP, LLC 100 E Washington Street Suite 220 Belleville, IL 62220		TECH, DATA, & SECURITY: SHEN MILDON & WILKE 2 N Riverside Plaza Suite 1460 Chicago, IL 60606		GEOTECH & ENVIRONMENT: GSG CONSULTANTS, INC 2942 W VanBuren Chicago, IL 60612		REMEDICATION DESIGN: TROPICAL ENVIRONMENTAL, INC 1350 Chase Street Algonquin, IL 60102										SCALE: 1" = 30'-0"			





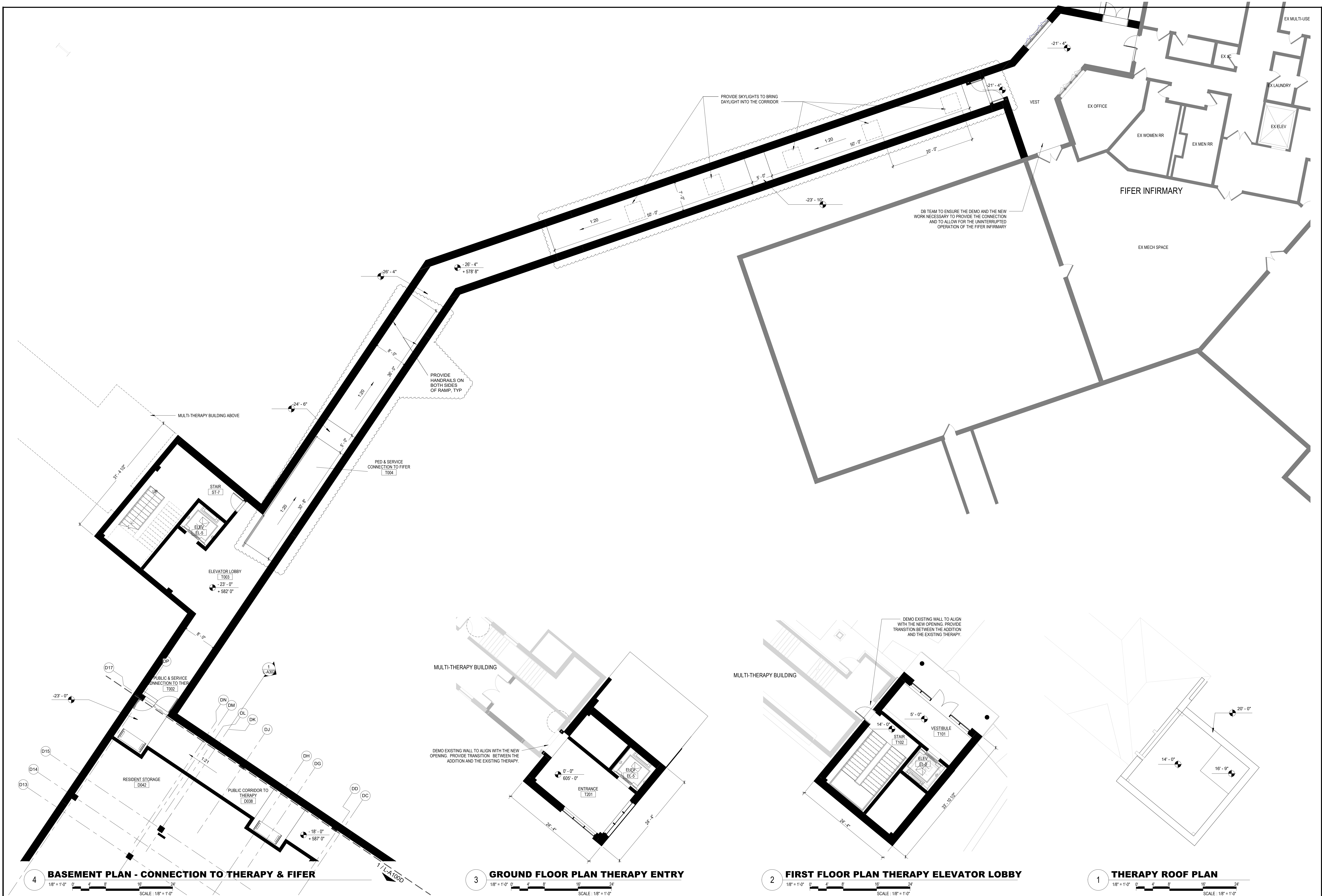
1 BASEMENT FLOOR PLAN - AREA C
1/8" = 1'-0" 0' 4' 8' 16' 24'
SCALE: 1/8" = 1'-0"

NO. DATE 1 1/13/2020		ISSUE AMENDMENT 3	ISSUED FOR BRIDGING NOT FOR CONSTRUCTION	CIVIL / SITE: DAVID MASON + ASSOCIATES 2204 N. Desplaines Street, Suite 200 Chicago, IL 60661	STRUCTURAL: DAVID MASON + ASSOCIATES 333 S. Desplaines Street, Suite 200 Chicago, IL 60661	ELECTRICAL: WEBB ENGINEERING SERVICES INC 1400 S 3rd Street Suite 201 St Louis, MO 63104	FOOD & LAUNDRY SERVICE: FOOD FACILITIES CONCEPTS, INC 110 Washington Avenue Suite 302 Carnegie, PA 15106	HISTORIC PRESERVATION: HP2S 213 W Institute Place Suite 502 Chicago, IL 60610	PE PROJECT No: 77550	KEY PLAN: 		State of Illinois JB PRITZKER, GOVERNOR Illinois Capital Development Board	SHEET TITLE: BASEMENT FLOOR PLAN - AREA C	PROJECT NO. 040-010-115								
PROJECT:			DATE: 11/11/2019	LANDSCAPE: HITCHCOCK DESIGN GROUP 22 E Chicago Avenue Suite 200A Naperville, IL 60540			HEATING, VENTILATION, PLUMBING & FIRE PROTECTION: BRIC PARTNERSHIP, LLC 100 E Washington Street Suite 220 Belleville, IL 62220			TECH. DATA, & SECURITY: SHEN MILSOM & WILKE 22 N Riverside Plaza Suite 1400 Chicago, IL 60606			GEOTECH & ENVIRONMENT: GSG CONSULTANTS, INC 2942 W VanBuren Chicago, IL 60612			REMEDICATION DESIGN: TROPICAL ENVIRONMENTAL, INC 1350 Chase Street Algonquin, IL 60102			SHEET NO. L-A100C			VOLUME: VOLUME 03 OF 4

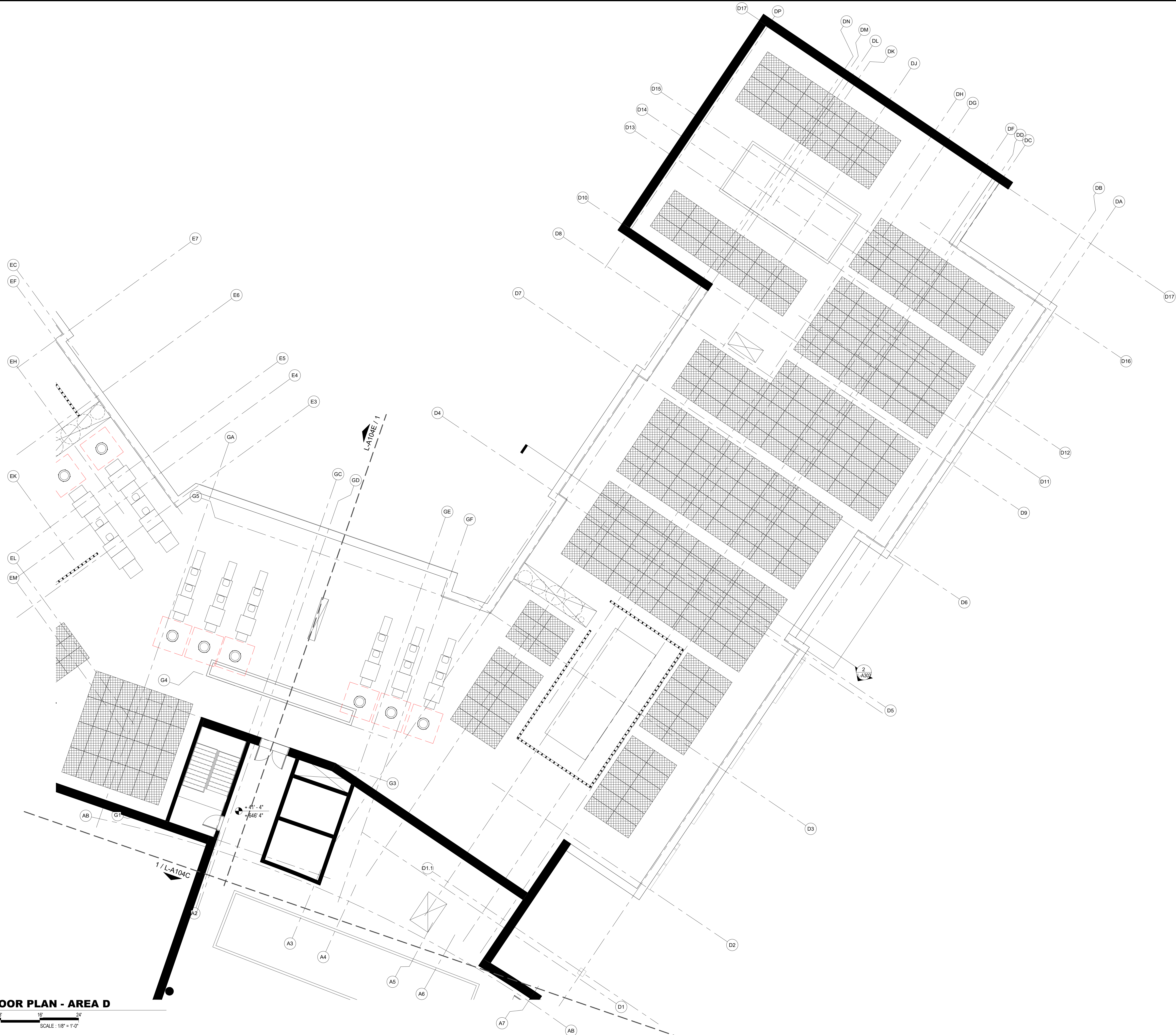


1 BASEMENT FLOOR PLAN - AREA E
1/8" = 1'-0" 0' 8' 16' 24'
SCALE: 1/8" = 1'-0"

NO. DATE ISSUE			ISSUED FOR BRIDGING NOT FOR CONSTRUCTION		CIVIL / SITE: DAVID MASON + ASSOCIATES 333 S. Desplaines Street, Suite 200 Chicago, IL 60661		STRUCTURAL: DAVID MASON + ASSOCIATES 333 S. Desplaines Street, Suite 200 Chicago, IL 60661		ELECTRICAL: WEBB ENGINEERING SERVICES INC 1400 S 3rd Street Suite 201 St Louis, MO 63104		FOOD & LAUNDRY SERVICE: FOOD FACILITIES CONCEPTS, INC 110 W Washington Avenue Suite 302 Carnegie, PA 15106		HISTORIC PRESERVATION: HP2S 213 W Institute Place Suite 502 Chicago, IL 60610		PE PROJECT No: 77550		KEY PLAN: 		State of Illinois JB PRITZKER, GOVERNOR Illinois Capital Development Board 		SHEET TITLE: BASEMENT FLOOR PLAN - AREA E		PROJECT NO. 040-010-115	
1 1/13/2020 AMENDMENT 3			Note: Design-Build Entity shall obtain and verify all dimensions and conditions at job site and be fully responsible for the same. Bridging drawings and narratives are provided for design intent. The design-build entity is responsible for the full design of a project that adheres to all, scope requirements, codes, state and federal regulations and guidelines.		LANDSCAPE: HITCHCOCK DESIGN GROUP 22 E Chicago Avenue Suite 200A Naperville, IL 60540		HEATING, VENTILATION, PLUMBING & FIRE PROTECTION: BRIC PARTNERSHIP, LLC 100 E Washington Street Suite 220 Belleville, IL 62220		TECH. DATA, & SECURITY: SHEN MILSOM & WILKE 2 N Riverside Plaza Suite 1460 Chicago, IL 60606		GEOTECH & ENVIRONMENT: GSG CONSULTANTS, INC 2942 W VanBuren Chicago, IL 60612		REMEDIATION DESIGN: TROPICAL ENVIRONMENTAL, INC 1350 Chase Street Algonquin, IL 60102		PERKINS — EASTMAN 209 S LaSalle Street, Suite 400 Chicago, IL 60604 T: +1 312 755 1200 F: +1 312 755 1155						PROJECT: NEW NURSING HOME & DOMICILIARY ILLINOIS VETERANS' HOME QUINCY 1707 NORTH 12 STREET QUINCY, ADAMS COUNTY, ILLINOIS 62301		DATE: 11/11/2019 SHEET NO. L-A100E VOLUME: VOLUME 03 OF 4	



NO. DATE		ISSUE	ISSUED FOR BRIDGING NOT FOR CONSTRUCTION	CIVIL / SITE: DAVID MASON + ASSOCIATES 333 S. Desplaines Street, Suite 200 Chicago, IL 60661	STRUCTURAL: DAVID MASON + ASSOCIATES 333 S. Desplaines Street, Suite 200 Chicago, IL 60661	ELECTRICAL: WEBB ENGINEERING SERVICES INC 1400 S 3rd Street Suite 201 St Louis, MO 63104	FOOD & LAUNDRY SERVICE: FOOD FACILITIES CONCEPTS, INC 110 Washington Avenue Suite 302 Carnegie, PA 15106	HISTORIC PRESERVATION: HP2S 213 W Institute Place Suite 502 Chicago, IL 60610	PE PROJECT No: 77550	KEY PLAN: 	<p>State of Illinois</p> <p>JB PRITZKER, GOVERNOR</p> <p>Illinois Capital Development Board</p>	SHEET TITLE: BASEMENT PLAN - THERAPY SITE CONNECTION	PROJECT NO. 040-010-115	
11/13/2020		AMENDMENT 3	Note: Design-Build Entity shall obtain and verify all dimensions and conditions at job site and be fully responsible for the same. Bridging drawings and narratives are provided for design intent. The design-build entity is responsible for the full design of a project that adheres to all, scope requirements, codes, state and federal regulations and guidelines.	LANDSCAPE: HITCHCOCK DESIGN GROUP 22 E Chicago Avenue Suite 200A Naperville, IL 60540	HEATING, VENTILATION, PLUMBING & FIRE PROTECTION: BRIC PARTNERSHIP, LLC 100 E Washington Street Suite 220 Belleville, IL 62220	TECH, DATA, & SECURITY: SHEN MILSOM & WILKE 22 N Riverside Plaza Suite 1400 Chicago, IL 60606	GEOTECH & ENVIRONMENT: GSG CONSULTANTS, INC 2942 W VanBuren Chicago, IL 60612	REMEDIATION DESIGN: TROPICAL ENVIRONMENTAL, INC 1350 Chase Street Algonquin, IL 60102				PROJECT: NEW NURSING HOME & DOMICILIARY ILLINOIS VETERANS' HOME QUINCY 1707 NORTH 12 STREET QUINCY, ADAMS COUNTY, ILLINOIS 62301	DATE: 11/11/2019	
													SHEET NO. L-A100G	
													VOLUME: VOLUME 03 OF 4	



GENERAL NOTES - ROOF PLANS

1. DIMENSIONS INDICATED ARE FOR REFERENCE PURPOSE ONLY, UNLESS OTHERWISE NOTED WITH MINIMUM, HOLD, OR MAXIMUM.
2. DESIGN BUILDER TO PROVIDE A CODE COMPLIANT DRAINAGE DESIGN WITH THE MINIMUM NUMBER OF PRIMARY AND SECONDARY ROOF DRAINS.

FOURTH FLOOR PLAN - AREA D

1/8" = 1'-0" 0' 4' 8' 16' 24'

SCALE: 1/8" = 1'-0"

NO.	DATE	ISSUE
1	1/13/2020	AMENDMENT 3

ISSUED FOR BRIDGING
NOT FOR CONSTRUCTION

Note: Design-Build Entity shall obtain and verify all dimensions and conditions at job site and be fully responsible for the same. Bridging drawings and narratives are provided for design intent. The design-build entity is responsible for the full design of a project that adheres to all, scope requirements, codes, state and federal regulations and guidelines.

CIVIL / SITE:
DAVID MASON + ASSOCIATES
333 S. Desplaines Street, Suite 200
Chicago, IL 60661

STRUCTURAL:
DAVID MASON + ASSOCIATES
333 S. Desplaines Street, Suite 200
Chicago, IL 60661

LANDSCAPE:
HITCHCOCK DESIGN GROUP
22 E Chicago Avenue
Suite 200A
Naperville, IL 60540

ELECTRICAL:
WEBB ENGINEERING SERVICES INC
1400 S 3rd Street
Suite 201
St Louis, MO 63104

HEATING, VENTILATION,
PLUMBING & FIRE PROTECTION:
BRIC PARTNERSHIP, LLC
100 E Washington Street
Suite 220
Belleville, IL 62220

TECH. DATA, & SECURITY:
SHEN MILSOM & WILKE
22 N Riverside Plaza
Suite 1400
Chicago, IL 60606

GEOTECH & ENVIRONMENT:
GSG CONSULTANTS, INC
2942 W VanBuren
Chicago, IL 60612

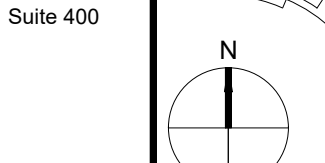
FOOD & LAUNDRY SERVICE:
FOOD FACILITIES CONCEPTS, INC
110 Washington Avenue
Suite 302
Carnegie, PA 15106

HISTORIC PRESERVATION:
HP2S
213 W Institute Place
Suite 502
Chicago, IL 60610

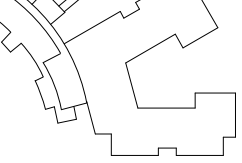
PE PROJECT NO: 77550

PERKINS EASTMAN
209 S LaSalle Street, Suite 400
Chicago, IL 60604
T: +1 312 755 1200
F: +1 312 755 1155

KEY PLAN:



State of Illinois



JB PRITZKER, GOVERNOR

Illinois Capital Development Board

SHEET TITLE:

FOURTH FLOOR PLAN - AREA D

PROJECT:

NEW NURSING HOME & DOMICILIARY

ILLINOIS VETERANS' HOME QUINCY

1707 NORTH 12 STREET
QUINCY, ADAMS COUNTY, ILLINOIS 62301

PROJECT NO.

040-010-115

DATE:

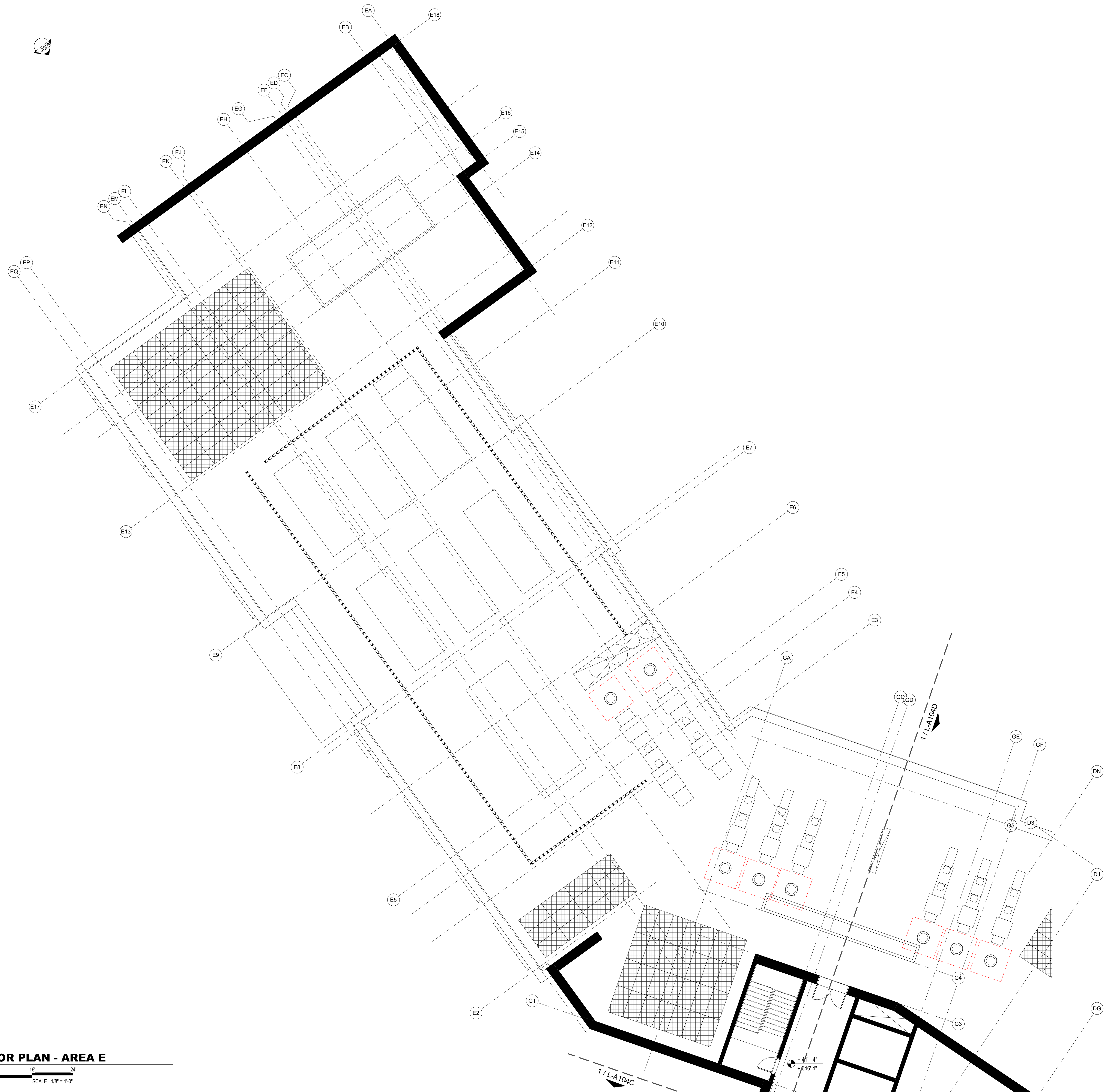
11/11/2019

SHEET NO.

L-A104D

VOLUME:

VOLUME 03 OF 4

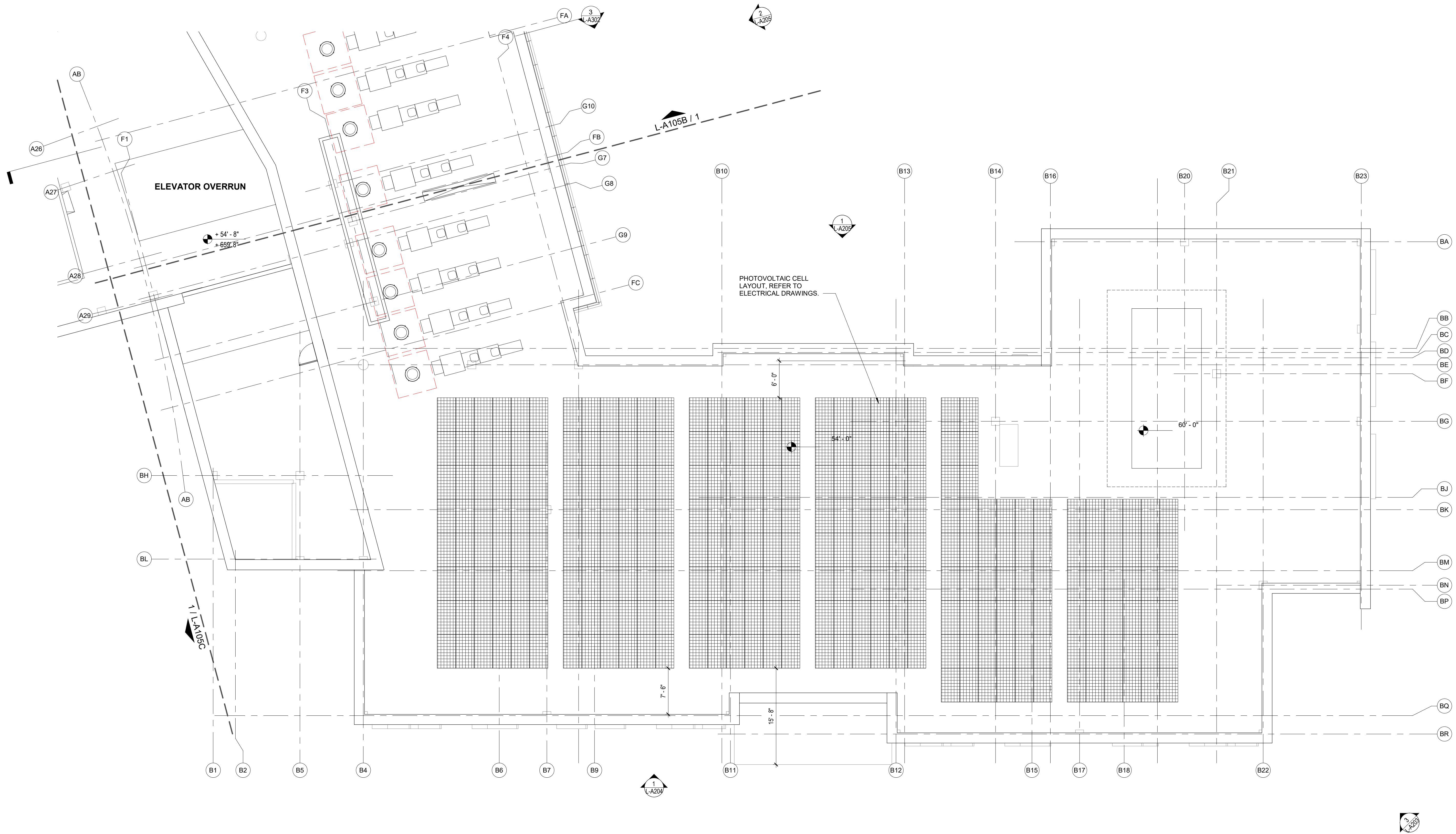


GENERAL NOTES - ROOF PLANS

1. DIMENSIONS INDICATED ARE FOR REFERENCE PURPOSE ONLY, UNLESS OTHERWISE NOTED WITH MINIMUM, HOLD, OR MAXIMUM.
2. DESIGN BUILDER TO PROVIDE A CODE COMPLIANT DRAINAGE DESIGN WITH THE MINIMUM NUMBER OF PRIMARY AND SECONDARY ROOF DRAINS.

1 FOURTH FLOOR PLAN - AREA E
1/8" = 1'-0"
SCALE: 1/8" = 1'-0"

NO. DATE		ISSUE	ISSUED FOR BRIDGING NOT FOR CONSTRUCTION		CIVIL / SITE:		STRUCTURAL:		ELECTRICAL:		FOOD & LAUNDRY SERVICE:		HISTORIC PRESERVATION:		PE PROJECT No: 77550		KEY PLAN:		State of Illinois		SHEET TITLE:		PROJECT NO.	
1 1/13/2020		AMENDMENT 3	Note: Design-Build Entity shall obtain and verify all dimensions and conditions at job site and be fully responsible for the same. Bridging drawings and narratives are provided for design intent. The design-build entity is responsible for the full design of a project that adheres to all, scope requirements, codes, state and federal regulations and guidelines.		DAVID MASON + ASSOCIATES 220N W. Desplaines Street, Suite 200 Chicago, IL 60661		DAVID MASON + ASSOCIATES 333 S. Desplaines Street, Suite 200 Chicago, IL 60661		WEBB ENGINEERING SERVICES INC 1400 S 3rd Street Suite 201 St Louis, MO 63104		FOOD FACILITIES CONCEPTS, INC 110 Washington Avenue Suite 302 Carnegie, PA 15106		HP2S 213 W Institute Place Suite 502 Chicago, IL 60610		PERKINS — EASTMAN 209 S LaSalle Street, Suite 400 Chicago, IL 60604 T +1 312 755 1200 F +1 312 755 1155				JB PRITZKER, GOVERNOR Illinois Capital Development Board		FOURTH FLOOR PLAN - AREA E		040-010-115	
					LANDSCAPE: HITCHCOCK DESIGN GROUP 22 E Chicago Avenue Suite 200A Naperville, IL 60540		HEATING, VENTILATION, PLUMBING & FIRE PROTECTION: BRIC PARTNERSHIP, LLC 100 E Washington Street Suite 220 Belleville, IL 62220		TECH. DATA, & SECURITY: SHEN MILSON & WILKE 22 N Riverside Plaza Suite 200A Chicago, IL 60606		GEO TECH & ENVIRONMENT: GSG CONSULTANTS, INC 2942 W VanBuren Chicago, IL 60612		REMEDITATION DESIGN: TROPICAL ENVIRONMENTAL, INC 1350 Chase Street Algonquin, IL 60102								PROJECT:		DATE: 11/11/2019	
																					NEW NURSING HOME & DOMICILIARY		SHEET NO.	
																					ILLINOIS VETERANS' HOME QUINCY		L-A104E	
																					1707 NORTH 12 STREET			
																					QUINCY, ADAMS COUNTY, ILLINOIS 62301		VOLUME: VOLUME 03 OF 4	



GENERAL NOTES - ROOF PLANS




1. DIMENSIONS INDICATED ARE FOR REFERENCE PURPOSE ONLY, UNLESS OTHERWISE NOTED WITH MINIMUM, HOLD, OR MAXIMUM.

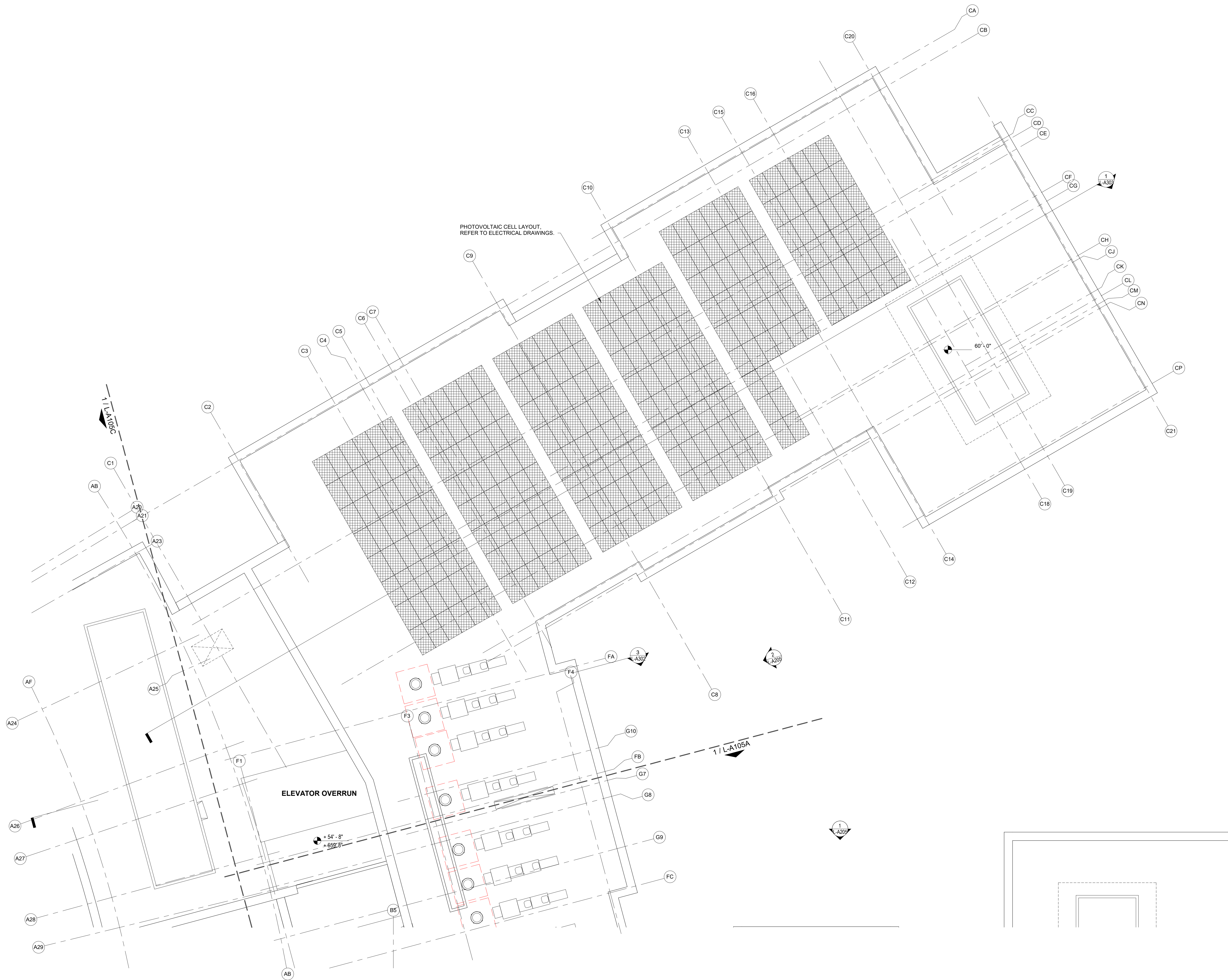
2. DESIGN BUILDER TO PROVIDE A CODE COMPLIANT DRAINAGE DESIGN WITH THE MINIMUM NUMBER OF PRIMARY AND SECONDARY ROOF DRAINS.

1 ROOF FLOOR PLAN - AREA A

1/8" = 1'-0" 0' 4' 8' 16' 24'

SCALE: 1/8" = 1'-0"

NO. DATE		ISSUE	ISSUED FOR BRIDGING NOT FOR CONSTRUCTION		CIVIL / SITE:		STRUCTURAL:		ELECTRICAL:		FOOD & LAUNDRY SERVICE:		HISTORIC PRESERVATION:		PE PROJECT NO: 77550		KEY PLAN:				SHEET TITLE:		PROJECT NO:	
1 1/13/2020		AMENDMENT 3	Note: Design-Build Entity shall obtain and verify all dimensions and conditions at job site and be fully responsible for the same. Bridging drawings and narratives are provided for design intent. The design-build entity is responsible for the full design of a project that adheres to all, scope requirements, codes, state and federal regulations and guidelines.		DAVID MASON + ASSOCIATES 220N W. Desplaines Street, Suite 200 Chicago, IL 60661		DAVID MASON + ASSOCIATES 333 S. Desplaines Street, Suite 200 Chicago, IL 60661		WEBB ENGINEERING SERVICES INC 1400 S 3rd Street Suite 201 St Louis, MO 63104		FOOD FACILITIES CONCEPTS, INC 110 Washington Avenue Suite 302 Carnegie, PA 15106		HP2S 213 W Institute Place Suite 502 Chicago, IL 60610						State of Illinois		ROOF FLOOR PLAN - AREA A		040-010-115	
					LANDSCAPE: HITCHCOCK DESIGN GROUP 22 E Chicago Avenue Suite 200A Naperville, IL 60540		HEATING, VENTILATION, PLUMBING & FIRE PROTECTION: BRIC PARTNERSHIP, LLC 100 E Washington Street Suite 220 Belleville, IL 62220		TECH, DATA, & SECURITY: SHEN MILSOM & WILKE 22 N Riverside Plaza Suite 200A Chicago, IL 60606		GEOTECH & ENVIRONMENT: GSG CONSULTANTS, INC 2942 W VanBuren Chicago, IL 60612		REMEDICATION DESIGN: TROPICAL ENVIRONMENTAL, INC 1350 Chase Street Algonquin, IL 60102		PERKINS EASTMAN 209 S LaSalle Street, Suite 400 Chicago, IL 60604 T +1 312 755 1200 F +1 312 755 1155				JB PRITZKER, GOVERNOR Illinois Capital Development Board		NEW NURSING HOME & DOMICILIARY		DATE: 11/11/2019	
																					ILLINOIS VETERANS' HOME QUINCY		SHEET NO.	
																					L-A105A			
																					1707 NORTH 12 STREET QUINCY, ADAMS COUNTY, ILLINOIS 62301		VOLUME: VOLUME 03 OF 4	



GENERAL NOTES - ROOF PLANS

1. DIMENSIONS INDICATED ARE FOR REFERENCE PURPOSE ONLY, UNLESS OTHERWISE NOTED WITH MINIMUM, HOLD, OR MAXIMUM.
2. DESIGN BUILDER TO PROVIDE A CODE COMPLIANT DRAINAGE DESIGN WITH THE MINIMUM NUMBER OF PRIMARY AND SECONDARY ROOF DRAINS.

1 ROOF FLOOR PLAN - AREA B
1/8" = 1'-0"
SCALE: 1/8" = 1'-0"

NO.	DATE	ISSUE
1	1/13/2020	AMENDMENT 3

ISSUED FOR BRIDGING NOT FOR CONSTRUCTION
Note: Design-Build Entity shall obtain and verify all dimensions and conditions at job site and be fully responsible for the same. Bridging drawings and narratives are provided for Design intent. The design-build entity is responsible for the full design of a project that adheres to all, scope requirements, codes, state and federal regulations and guidelines.

CIVIL / SITE:
DAVID MASON + ASSOCIATES
333 S. Desplaines Street, Suite 200
Chicago, IL 60661

STRUCTURAL:
DAVID MASON + ASSOCIATES
333 S. Desplaines Street, Suite 200
Chicago, IL 60661

ELECTRICAL:
WEBB ENGINEERING SERVICES INC
1400 S 3rd Street
Suite 201
St Louis, MO 63104

FOOD & LAUNDRY SERVICE:
FOOD FACILITIES CONCEPTS, INC
110 Washington Avenue
Suite 302
Carnegie, PA 15106

HISTORIC PRESERVATION:
HP2S
213 W Institute Place
Suite 502
Chicago, IL 60610

PE PROJECT No: 77550
PERKINS EASTMAN
209 S LaSalle Street, Suite 400
Chicago, IL 60604
T: +1 312 755 1200
F: +1 312 755 1155

KEY PLAN:



State of Illinois
JB PRITZKER, GOVERNOR
Illinois Capital Development Board

SHEET TITLE:
ROOF FLOOR PLAN - AREA B

PROJECT:
NEW NURSING HOME & DOMICILIARY
ILLINOIS VETERANS' HOME QUINCY
1707 NORTH 12 STREET
QUINCY, ADAMS COUNTY, ILLINOIS 62301

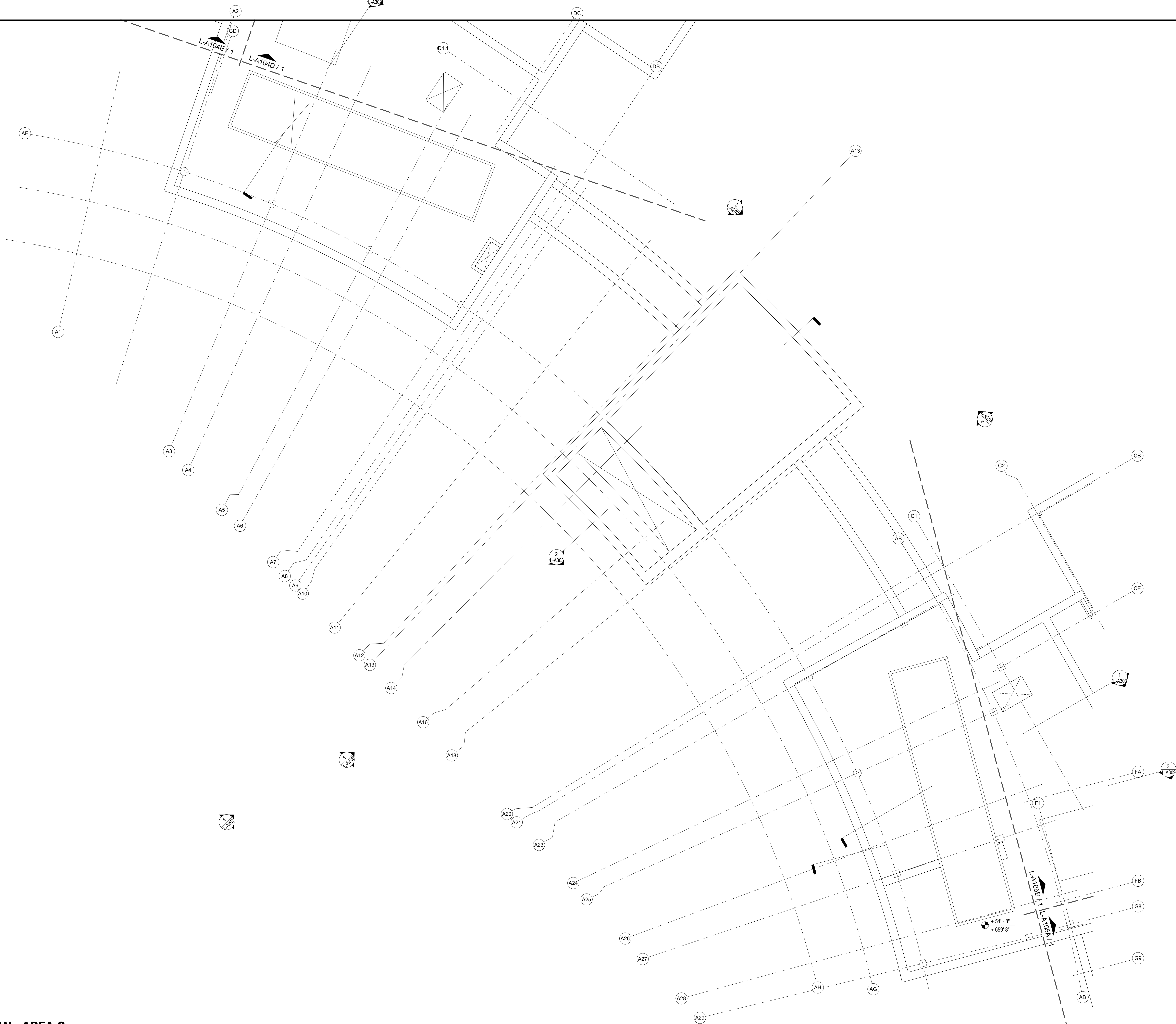
PROJECT NO.
040-010-115

DATE: 11/11/2019

SHEET NO.

L-A105B

VOLUME: VOLUME 03 OF 4



GENERAL NOTES - ROOF PLANS

1. DIMENSIONS INDICATED ARE FOR REFERENCE PURPOSE ONLY, UNLESS OTHERWISE NOTED WITH MINIMUM, HOLD, OR MAXIMUM.

2. DESIGN BUILDER TO PROVIDE A CODE COMPLIANT DRAINAGE DESIGN WITH THE MINIMUM NUMBER OF PRIMARY AND SECONDARY ROOF DRAINS.

1 ROOF FLOOR PLAN - AREA C

1/8" = 1'-0" 0' 4' 8' 16' 24'

SCALE : 1/8" = 1'-0"

NO. DATE		ISSUE	ISSUED FOR BRIDGING NOT FOR CONSTRUCTION		CIVIL / SITE:		STRUCTURAL:		ELECTRICAL:		FOOD & LAUNDRY SERVICE:		HISTORIC PRESERVATION:		PE PROJECT NO: 77550		KEY PLAN:		State of Illinois		JB PRITZKER, GOVERNOR		SHEET TITLE:		PROJECT NO.			
1 1/13/2020		AMENDMENT 3	Note: Design-Build Entity shall obtain and verify all dimensions and conditions at job site and be fully responsible for the same. Bridging drawings and narratives are provided for design intent. The design-build entity is responsible for the full design of a project that adheres to all, scope requirements, codes, state and federal regulations and guidelines.		DAVID MASON + ASSOCIATES 220N W. Desplaines Street, Suite 200 Chicago, IL 60661		DAVID MASON + ASSOCIATES 333 S. Desplaines Street, Suite 200 Chicago, IL 60661		WEBB ENGINEERING SERVICES INC 1400 S 3rd Street Suite 201 St Louis, MO 63104		FOOD FACILITIES CONCEPTS, INC 110 Washington Avenue Suite 302 Carnegie, PA 15106		HP2S 213 W Institute Place Suite 502 Chicago, IL 60610		PERKINS — EASTMAN 209 S LaSalle Street, Suite 400 Chicago, IL 60604 T +1 312 755 1200 F +1 312 755 1155				Capital Development Board Building a Better Illinois		NEW NURSING HOME & DOMICILIARY		ILLINOIS VETERANS' HOME QUINCY		ROOF FLOOR PLAN - AREA C		040-010-115	
					LANDSCAPE: HITCHCOCK DESIGN GROUP 22 E Chicago Avenue Suite 200A Naperville, IL 60540		HEATING, VENTILATION, PLUMBING & FIRE PROTECTION: BRIC PARTNERSHIP, LLC 100 E Washington Street Suite 220 Belleville, IL 62220		TECH, DATA, & SECURITY: SHEN MILSON & WILKE 22 N Riverside Plaza Suite 1400 Chicago, IL 60606		GEO TECH & ENVIRONMENT: GSG CONSULTANTS, INC 2942 W VanBuren Chicago, IL 60612		REMEDITATION DESIGN: TROPICAL ENVIRONMENTAL, INC 1350 Chase Street Algonquin, IL 60102								Illinois Capital Development Board		NEW NURSING HOME & DOMICILIARY		DATE: 11/11/2019			
																					SHEET NO.		L-A105C		VOLUME: VOLUME 03 OF 4			
																					1707 NORTH 12 STREET QUINCY, ADAMS COUNTY, ILLINOIS 62301							





GENERAL NOTES - CEILING PLAN

1. REFER TO ELECTRICAL DRAWINGS FOR THE LIGHTING LAYOUT
2. REFER TO ARCHITECTURAL AND ELECTRICAL NARRATIVE FOR THE LIGHTING LEVEL RECOMMENDATION FOR KEY AREAS
3. REFER TO A-501 & A-502 FOR TYPICAL UNIT REFLECTED CEILING INFORMATION

CEILING PLAN LEGEND

	UNFINISHED CEILING
	FINISHED GWB CEILING
	ACOUSTIC CEILING TILES 2' X 2'
	MATERIAL
	CEILING HEIGHT ABOVE FLOOR FINISH

1 **OVERALL BASEMENT REFLECTED CEILING PLAN**
1" = 20'-0" 0' 10' 20' 40' 60'
SCALE: 1" = 20'-0"

NO. DATE ISSUE		ISSUED FOR BRIDGING NOT FOR CONSTRUCTION		CIVIL / SITE:		STRUCTURAL:		ELECTRICAL:		FOOD & LAUNDRY SERVICE:		HISTORIC PRESERVATION:		PE PROJECT No: 77550		KEY PLAN:		 State of Illinois JB PRITZKER, GOVERNOR Illinois Capital Development Board		SHEET TITLE: BASEMENT REFLECTED CEILING PLAN		PROJECT NO. 040-010-115	
1 1/13/2020 AMENDMENT 3		Note: Design-Build Entity shall obtain and verify all dimensions and conditions at job site and be fully responsible for the same. Bridging drawings and narratives are provided for design intent. The design-build entity is responsible for the full design of a project that adheres to all, scope requirements, codes, state and federal regulations and guidelines.		DAVID MASON + ASSOCIATES 333 S. Desplaines Street, Suite 200 Chicago, IL 60661		DAVID MASON + ASSOCIATES 333 S. Desplaines Street, Suite 200 Chicago, IL 60661		WEBB ENGINEERING SERVICES INC 1400 S 3rd Street Suite 201 St Louis, MO 63104		FOOD FACILITIES CONCEPTS, INC 110 Washington Avenue Suite 302 Chicago, IL 60610		HP2S 213 W Institute Place Suite 502 Chicago, IL 60610		PERKINS — EASTMAN 209 S LaSalle Street, Suite 400 Chicago, IL 60604 T: +1 312 755 1200 F: +1 312 755 1155						PROJECT: NEW NURSING HOME & DOMICILIARY ILLINOIS VETERANS' HOME QUINCY 1707 NORTH 12 STREET QUINCY, ADAMS COUNTY, ILLINOIS 62301		DATE: 11/11/2019 SHEET NO. L-A150 VOLUME: VOLUME 03 OF 4	
				LANDSCAPE: HITCHCOCK DESIGN GROUP 22 E Chicago Avenue Suite 200A Naperville, IL 60540		HEATING, VENTILATION, PLUMBING & FIRE PROTECTION: BRIC PARTNERSHIP, LLC 100 E Washington Street Suite 220 Belleville, IL 62220		TECH, DATA, & SECURITY: SHEN MILSON & WILKE 2 N Riverside Plaza Suite 1400 Chicago, IL 60606		GEOTECH & ENVIRONMENT: GSG CONSULTANTS, INC 2942 W VanBuren Chicago, IL 60612		REMEDICATION DESIGN: TROPICAL ENVIRONMENTAL, INC 1350 Chase Street Algonquin, IL 60102											

GENERAL NOTES - CEILING PLAN

1. REFER TO ELECTRICAL DRAWINGS FOR THE LIGHTING LAYOUT
2. REFER TO ARCHITECTURAL AND ELECTRICAL NARRATIVE FOR THE LIGHTING LEVEL RECOMMENDATION FOR KEY AREAS
3. REFER TO A-501 & A-502 FOR TYPICAL UNIT REFLECTED CEILING INFORMATION

CEILING PLAN LEGEND

UNFINISHED CEILING

FINISHED GWB CEILING

ACOUSTIC CEILING TILES 2' X 2'

ACOUSTIC CEILING TILES 2' X 4'

ACOUSTIC CEILING TILES 2' X 6'

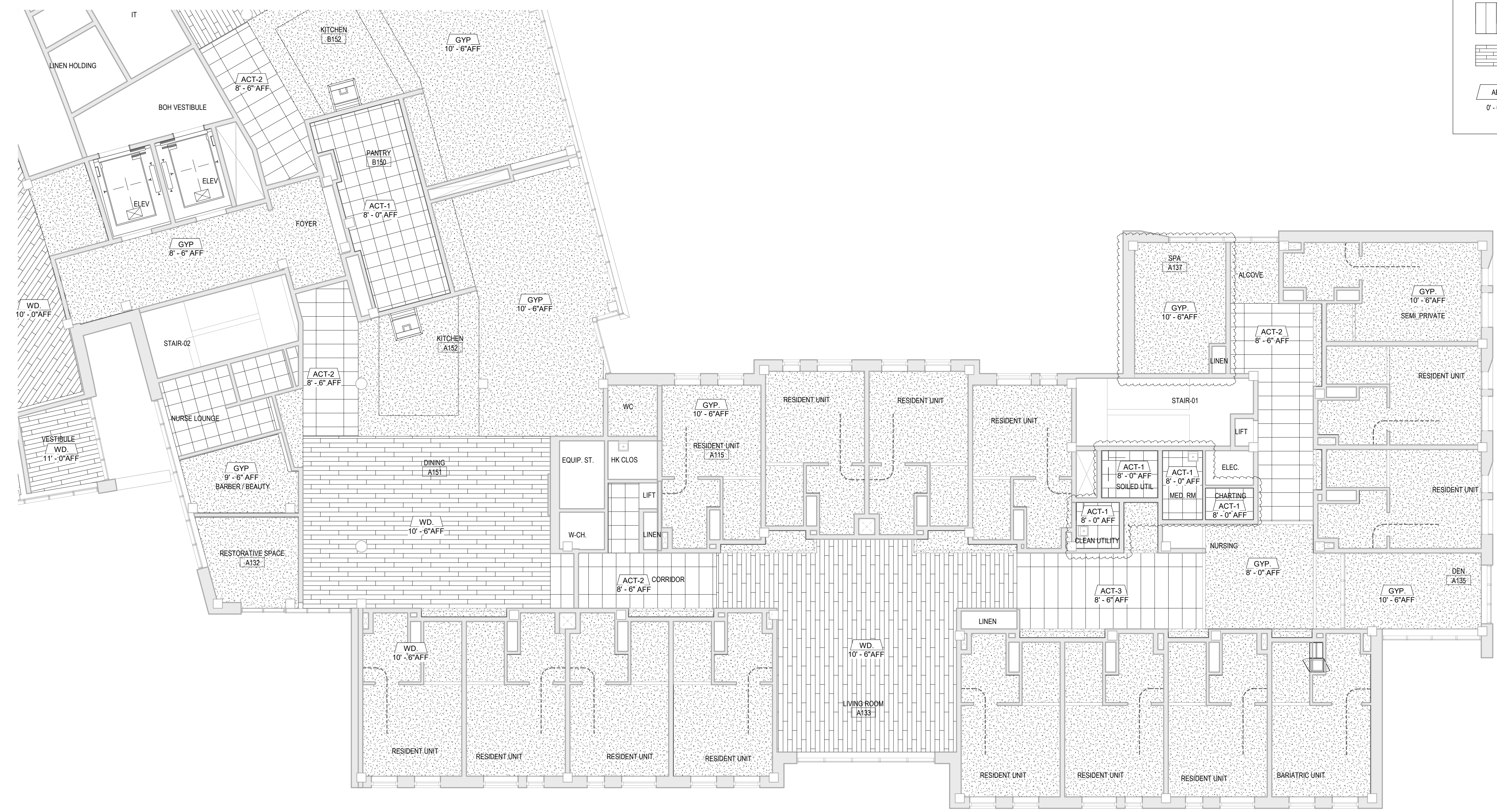
WOOD PLANKS

ABC

MATERIAL

0' - 0" AFF




CEILING HEIGHT ABOVE FLOOR FINISH



1 FIRST FLOOR REFLECTED CEILING PLAN - AREA A

1/8" = 1'-0" 0 5 10 20

SCALE : 1/8" = 1'-0"

NO. DATE 1/13/2020	ISSUE AMENDMENT 3	ISSUED FOR BRIDGING NOT FOR CONSTRUCTION Note: Design-Build Entity shall obtain and verify all dimensions and conditions at job site and be fully responsible for the same. Bridging drawings and narratives are provided for design intent. The design-build entity is responsible for the full design of a project that adheres to all, scope requirements, codes, state and federal regulations and guidelines.	CIVIL / SITE: DAVID MASON + ASSOCIATES 333 S. Desplaines Street, Suite 200 Chicago, IL 60661	STRUCTURAL: DAVID MASON + ASSOCIATES 333 S. Desplaines Street, Suite 200 Chicago, IL 60661	ELECTRICAL: WEBB ENGINEERING SERVICES INC 1400 S 3rd Street Suite 201 St Louis, MO 63104	FOOD & LAUNDRY SERVICE: FOOD FACILITIES CONCEPTS, INC 110 Washington Avenue Suite 302 Carnegie, PA 15106	HISTORIC PRESERVATION: HP25 213 W Institute Place Suite 502 Chicago, IL 60610	PE PROJECT No: 77550	PERKINS — EASTMAN 209 S LaSalle Street, Suite 400 Chicago, IL 60604 T: +1 312 755 1200 F: +1 312 755 1155	TECH. DATA. & SECURITY: SHEN MILSOM & WILKE 2 N Riverside Plaza Suite 1460 Chicago, IL 60606	GEOTECH & ENVIRONMENT: GSG CONSULTANTS, INC 2942 W VanBuren Chicago, IL 60612	REMEDICATION DESIGN: TROPICAL ENVIRONMENTAL, INC 1350 Chase Street Algonquin, IL 60102		 JB PRITZKER, GOVERNOR Illinois Capital Development Board	State of Illinois	FIRST FLOOR REFLECTED CEILING PLAN - AREA A	PROJECT NO. 040-010-115
			LANDSCAPE: HITCHCOCK DESIGN GROUP 22 E Chicago Avenue Suite 200A Naperville, IL 60540	HEATING, VENTILATION, PLUMBING & FIRE PROTECTION: BRIC PARTNERSHIP, LLC 100 E Washington Street Suite 220 Belleville, IL 62220				PROJECT: 1707 NORTH 12 STREET QUINCY, ADAMS COUNTY, ILLINOIS 62301			DATE: 11/11/2019	SHEET NO.			L-A151A		VOLUME: VOLUME 03 OF 4



GENERAL NOTES - CEILING PLAN

1. REFER TO ELECTRICAL DRAWINGS FOR THE LIGHTING LAYOUT
2. REFER TO ARCHITECTURAL AND ELECTRICAL NARRATIVE FOR THE LIGHTING LEVEL RECOMMENDATION FOR KEY AREAS
3. REFER TO A-501 & A-502 FOR TYPICAL UNIT REFLECTED CEILING INFORMATION

CEILING PLAN LEGEND

- UNFINISHED CEILING
- FINISHED GWB CEILING
- ACOUSTIC CEILING TILES 2' X 2'
- ACOUSTIC CEILING TILES 2' X 4'
- ACOUSTIC CEILING TILES 2' X 6'
- ABC MATERIAL
- 0' - 0" AFF CEILING HEIGHT ABOVE FLOOR FINISH

1 OVERALL SECOND FLOOR REFLECTED CEILING PLAN

1" = 20'-0" 0' 10' 20' 40' 60'

SCALE: 1" = 20'-0"

NO.	DATE	ISSUE	ISSUED FOR BRIDGING NOT FOR CONSTRUCTION	CIVIL / SITE	STRUCTURAL	ELECTRICAL	FOOD & LAUNDRY SERVICE	HISTORIC PRESERVATION	PE PROJECT No.	KEY PLAN:	State of Illinois	SHEET TITLE:	PROJECT NO.
1	1/13/2020	AMENDMENT 3	Note: Design-Build Entity shall obtain and verify all dimensions and conditions at job site and be fully responsible for the same. Bridging drawings and narratives are provided for design intent. The design-build entity is responsible for the full design of a project that adheres to all, scope requirements, codes, state and federal regulations and guidelines.	DAVID MASON + ASSOCIATES 333 S. Desplaines Street, Suite 200 Chicago, IL 60661	DAVID MASON + ASSOCIATES 333 S. Desplaines Street, Suite 200 Chicago, IL 60661	WEBB ENGINEERING SERVICES INC 1400 S 3rd Street Suite 201 St. Louis, MO 63104	FOOD FACILITIES CONCEPTS, INC 110 Washington Avenue Suite 302 Carnegie, PA 15106	HP2S 213 W Institute Place Suite 502 Chicago, IL 60610	77550		JB PRITZKER, GOVERNOR Illinois Capital Development Board	SECOND FLOOR REFLECTED CEILING PLAN	040-010-115
				LANDSCAPE: HITCHCOCK DESIGN GROUP 22 E Chicago Avenue Suite 200A Naperville, IL 60540	HEATING, VENTILATION, PLUMBING & FIRE PROTECTION: BRIC PARTNERSHIP, LLC 100 E Washington Street Suite 220 Belleville, IL 62220	TECH, DATA, & SECURITY: SHEN MILSOM & WILKE 2 N Riverside Plaza Suite 1460 Chicago, IL 60606	GEOTECH & ENVIRONMENT: GSG CONSULTANTS, INC 2942 W VanBuren Chicago, IL 60612	REMEDITATION DESIGN: TROPICAL ENVIRONMENTAL, INC 1350 Chase Street Algonquin, IL 60110				NEW NURSING HOME & DOMICILIARY ILLINOIS VETERANS' HOME QUINCY 1707 NORTH 12 STREET QUINCY, ADAMS COUNTY, ILLINOIS 62301	DATE: 11/11/2019 SHEET NO. L-A152 VOLUME: VOLUME 03 OF 4



- GENERAL NOTES - CEILING PLAN**
1. REFER TO ELECTRICAL DRAWINGS FOR THE LIGHTING LAYOUT
 2. REFER TO ARCHITECTURAL AND ELECTRICAL NARRATIVE FOR THE LIGHTING LEVEL RECOMMENDATION FOR KEY AREAS
 3. REFER TO A-501 & A-502 FOR TYPICAL UNIT REFLECTED CEILING INFORMATION

CEILING PLAN LEGEND

	UNFINISHED CEILING
	FINISHED GWB CEILING
	ACOUSTIC CEILING TILES 2' X 2'
	ACOUSTIC CEILING TILES 2' X 4'
	ACOUSTIC CEILING TILES 2' X 6'
	MATERIAL
	CEILING HEIGHT ABOVE FLOOR FINISH

1 SECOND FLOOR REFLECTED CEILING PLAN - AREA C

1/8" = 1'-0" 0 4 8 16 24
SCALE : 1/8" = 1'-0"

NO. DATE ISSUE		ISSUED FOR BRIDGING NOT FOR CONSTRUCTION		CIVIL / SITE: DAVID MASON + ASSOCIATES		STRUCTURAL: DAVID MASON + ASSOCIATES		ELECTRICAL: WEBB ENGINEERING SERVICES INC		FOOD & LAUNDRY SERVICE: FOOD FACILITIES CONCEPTS, INC		HISTORIC PRESERVATION: HP2S		PE PROJECT No: 77550		KEY PLAN:		State of Illinois		SHEET TITLE: SECOND FLOOR REFLECTED CEILING PLAN - AREA C		PROJECT NO. 040-010-115	
1 1/13/2020 AMENDMENT 3		Note: Design-Build Entity shall obtain and verify all dimensions and conditions at job site and be fully responsible for the same. Bridging drawings and narratives are provided for design intent. The design-build entity is responsible for the full design of a project that adheres to all, scope requirements, codes, state and federal regulations and guidelines.		333 S. Desplaines Street, Suite 200 Chicago, IL 60661		333 S. Desplaines Street, Suite 200 Chicago, IL 60661		1400 S 3rd Street Suite 201 St Louis, MO 63104		110 Washington Avenue Suite 302 Chicago, IL 60610		213 W Institute Place Suite 502 Chicago, IL 60610		209 S LaSalle Street, Suite 400 Chicago, IL 60604 T: +1 312 755 1200 F: +1 312 755 1155				JB PRITZKER, GOVERNOR Illinois Capital Development Board		SUBJECT: NEW NURSING HOME & DOMICILIARY ILLINOIS VETERANS' HOME QUINCY 1707 NORTH 12 STREET QUINCY, ADAMS COUNTY, ILLINOIS 62301		DATE: 11/11/2019 SHEET NO. L-A152C VOLUME: VOLUME 03 OF 4	



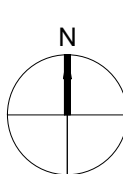

GENERAL NOTES - CEILING PLAN

1. REFER TO ELECTRICAL DRAWINGS FOR THE LIGHTING LAYOUT
2. REFER TO ARCHITECTURAL AND ELECTRICAL NARRATIVE FOR THE LIGHTING LEVEL RECOMMENDATION FOR KEY AREAS
3. REFER TO A-501 & A-502 FOR TYPICAL UNIT REFLECTED CEILING INFORMATION

CEILING PLAN LEGEND

- UNFINISHED CEILING
- FINISHED GWB CEILING
- ACOUSTIC CEILING TILES 2' X 2'
- ACOUSTIC CEILING TILES 2' X 4'
- ACOUSTIC CEILING TILES 2' X 6'
- ABC MATERIAL
- 0' - 0" AFF CEILING HEIGHT ABOVE FLOOR FINISH

1 OVERALL THIRD FLOOR REFLECTED CEILING PLAN
1" = 20'-0" 0' 10' 20' 40' 60'
SCALE: 1" = 20'-0"

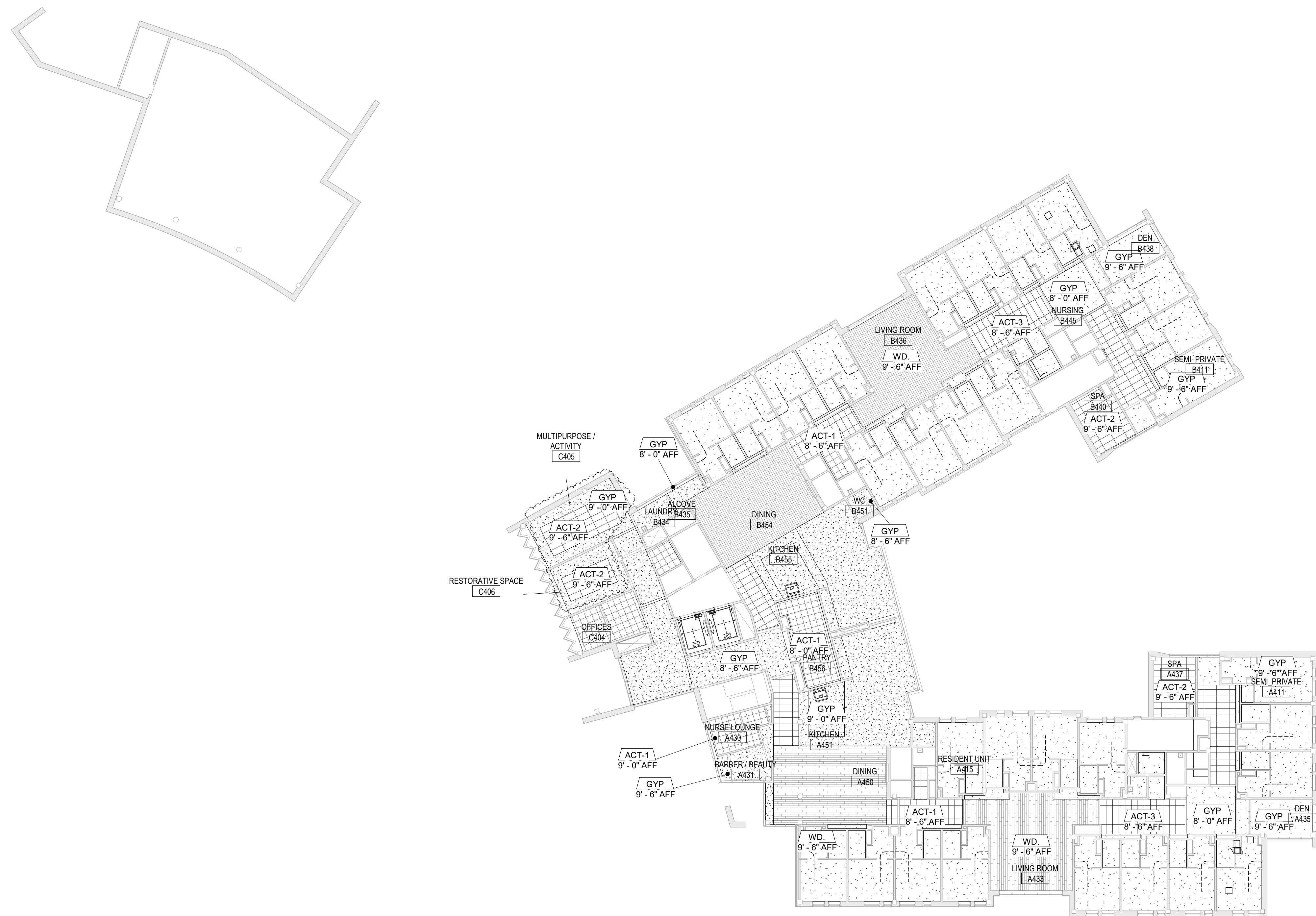
NO.	DATE	ISSUE	ISSUED FOR BRIDGING NOT FOR CONSTRUCTION	CIVIL / SITE: DAVID MASON + ASSOCIATES 333 S. Desplaines Street, Suite 200 Chicago, IL 60661	STRUCTURAL: DAVID MASON + ASSOCIATES 333 S. Desplaines Street, Suite 200 Chicago, IL 60661	ELECTRICAL: WEBB ENGINEERING SERVICES INC 1400 S 3rd Street Suite 201 St. Louis, MO 63104	FOOD & LAUNDRY SERVICE: FOOD FACILITIES CONCEPTS, INC 110 Washington Avenue Suite 302 Carnegie, PA 15106	HISTORIC PRESERVATION: HP2S 213 W Institute Place Suite 502 Chicago, IL 60610	PE PROJECT No: 77550	KEY PLAN:	State of Illinois JB PRITZKER, GOVERNOR Illinois Capital Development Board	SHEET TITLE: THIRD FLOOR REFLECTED CEILING PLAN	PROJECT NO. 040-010-115
1	1/13/2020	AMENDMENT 3	Note: Design-Build Entity shall obtain and verify all dimensions and conditions at job site and be fully responsible for the same. Bridging drawings and narratives are provided for design intent. The design-build entity is responsible for the full design of a project that adheres to all, scope requirements, codes, state and federal regulations and guidelines.	LANDSCAPE: HITCHCOCK DESIGN GROUP 22 E Chicago Avenue Suite 200A Naperville, IL 60540	HEATING, VENTILATION, PLUMBING & FIRE PROTECTION: BRIC PARTNERSHIP, LLC 100 E Washington Street Suite 220 Belleville, IL 62220	TECH, DATA, & SECURITY: SHEN MILSOM & WILKE 2 N Riverside Plaza Suite 1460 Chicago, IL 60606	GEOTECH & ENVIRONMENT: GSG CONSULTANTS, INC 2942 W VanBuren Chicago, IL 60612	REMEDITATION DESIGN: TROPICAL ENVIRONMENTAL, INC 1350 Chase Street Algonquin, IL 60102	PERKINS EASTMAN 209 S LaSalle Street, Suite 400 Chicago, IL 60604 T: +1 312 755 1200 F: +1 312 755 1155			PROJECT: NEW NURSING HOME & DOMICILIARY ILLINOIS VETERANS' HOME QUINCY 1707 NORTH 12 STREET QUINCY, ADAMS COUNTY, ILLINOIS 62301	DATE: 11/11/2019 SHEET NO. L-A153 VOLUME: VOLUME 03 OF 4

GENERAL NOTES - CEILING PLAN

1. REFER TO ELECTRICAL DRAWINGS FOR THE LIGHTING LAYOUT
2. REFER TO ARCHITECTURAL AND ELECTRICAL NARRATIVE FOR THE LIGHTING LEVEL RECOMMENDATION FOR KEY AREAS
3. REFER TO A-501 & A-502 FOR TYPICAL UNIT REFLECTED CEILING INFORMATION

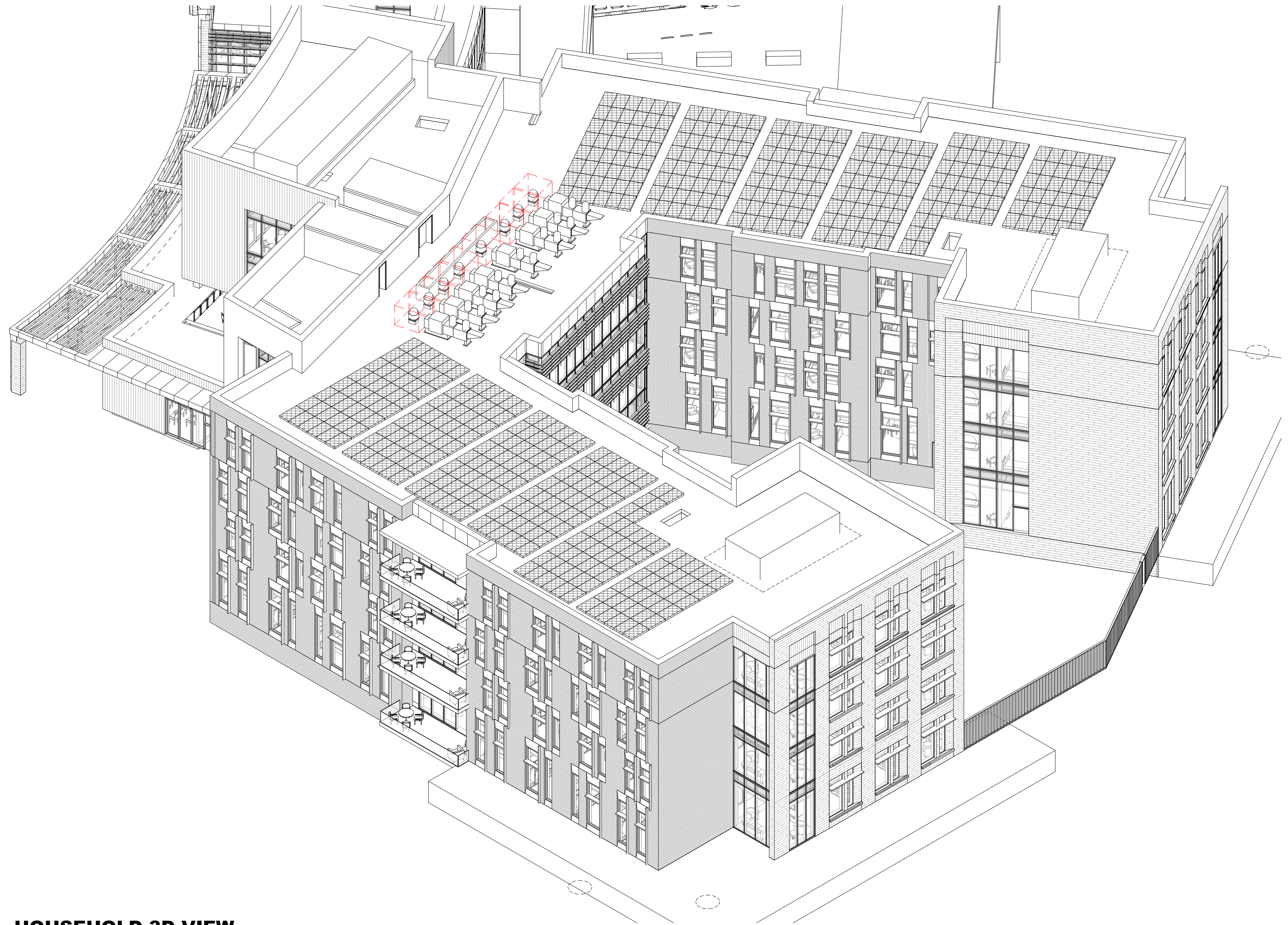
CEILING PLAN LEGEND

- UNFINISHED CEILING
- FINISHED GWB CEILING
- ACOUSTIC CEILING TILES 2' X 2'
- ACOUSTIC CEILING TILES 2' X 4'
- ACOUSTIC CEILING TILES 2' X 6'
- ABC MATERIAL
- 0' - 0" AFF CEILING HEIGHT ABOVE FLOOR FINISH

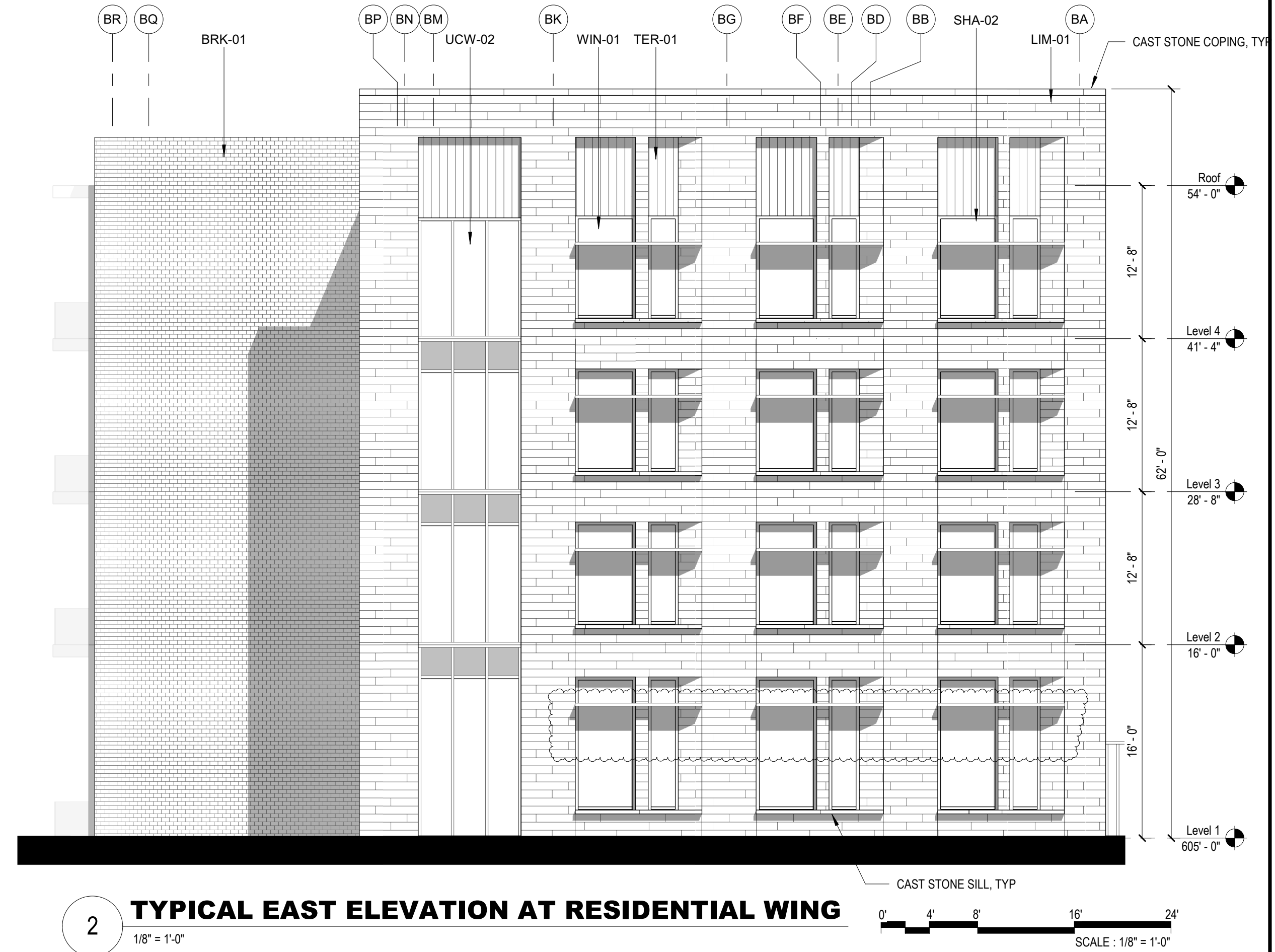


1 OVERALL FOURTH FLOOR REFLECTED CEILING PLAN

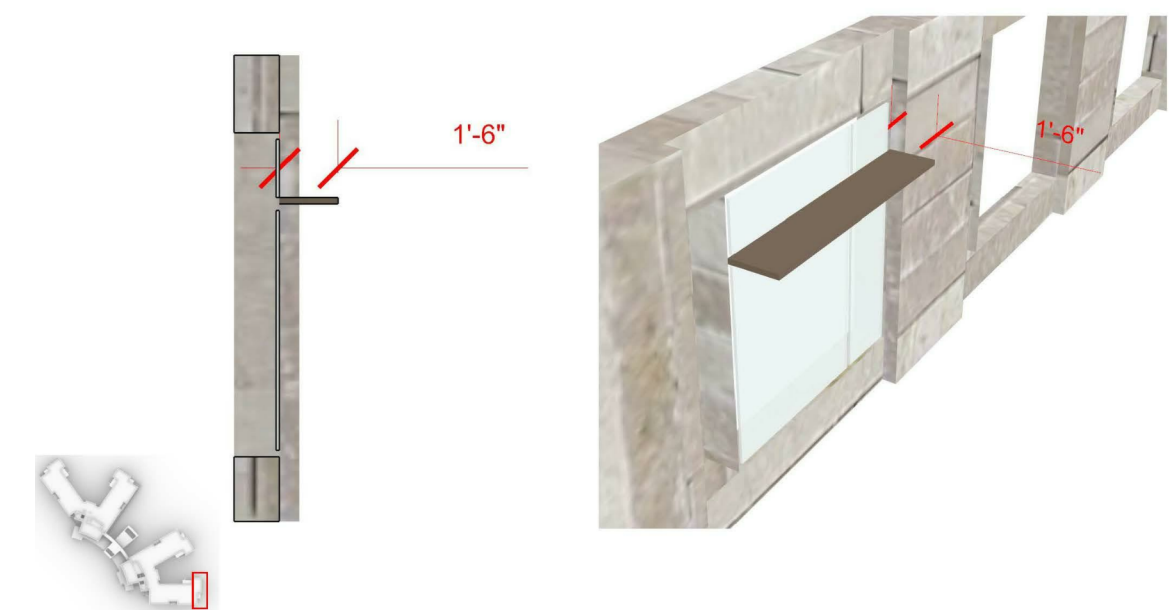
NO.	DATE	ISSUE	ISSUED FOR BRIDGING NOT FOR CONSTRUCTION	CIVIL / SITE: DAVID MASON + ASSOCIATES 333 S. Desplaines Street, Suite 200 Chicago, IL 60661	STRUCTURAL: DAVID MASON + ASSOCIATES 333 S. Desplaines Street, Suite 200 Chicago, IL 60661	ELECTRICAL: WEBB ENGINEERING SERVICES INC 1400 S 3rd Street Suite 201 St. Louis, MO 63104	FOOD & LAUNDRY SERVICE: FOOD FACILITIES CONCEPTS, INC 110 Washington Avenue Suite 302 Carnegie, PA 15106	HISTORIC PRESERVATION: HP2S 213 W Institute Place Suite 502 Chicago, IL 60610	PE PROJECT No: 77550	KEY PLAN:	State of Illinois JB PRITZKER, GOVERNOR Illinois Capital Development Board	SHEET TITLE: FOURTH FLOOR REFLECTED CEILING PLAN	PROJECT NO. 040-010-115
1	1/13/2020	AMENDMENT 3	Note: Design-Build Entity shall obtain and verify all dimensions and conditions at job site and be fully responsible for the same. Bridging drawings and narratives are provided for design intent. The design-build entity is responsible for the full design of a project that adheres to all, scope requirements, codes, state and federal regulations and guidelines.	LANDSCAPE: HITCHCOCK DESIGN GROUP 22 E Chicago Avenue Suite 200A Naperville, IL 60540	HEATING, VENTILATION, PLUMBING & FIRE PROTECTION: BRIC PARTNERSHIP, LLC 100 E Washington Street Suite 220 Belleville, IL 62220	TECH, DATA, & SECURITY: SHEN MILSOM & WILKE 2 N Riverside Plaza Suite 1460 Chicago, IL 60606	GEO TECH & ENVIRONMENT: GSG CONSULTANTS, INC 2942 W VanBuren Chicago, IL 60612	REMEDITATION DESIGN: TROPICAL ENVIRONMENTAL, INC 1350 Chase Street Algonquin, IL 60102	PERKINS — EASTMAN 209 S LaSalle Street, Suite 400 Chicago, IL 60604 T: +1 312 755 1200 F: +1 312 755 1155		Building a Better Illinois	PROJECT: NEW NURSING HOME & DOMICILIARY ILLINOIS VETERANS' HOME QUINCY 1707 NORTH 12 STREET QUINCY, ADAMS COUNTY, ILLINOIS 62301	DATE: 11/11/2019 SHEET NO. L-A154 VOLUME: VOLUME 03 OF 4



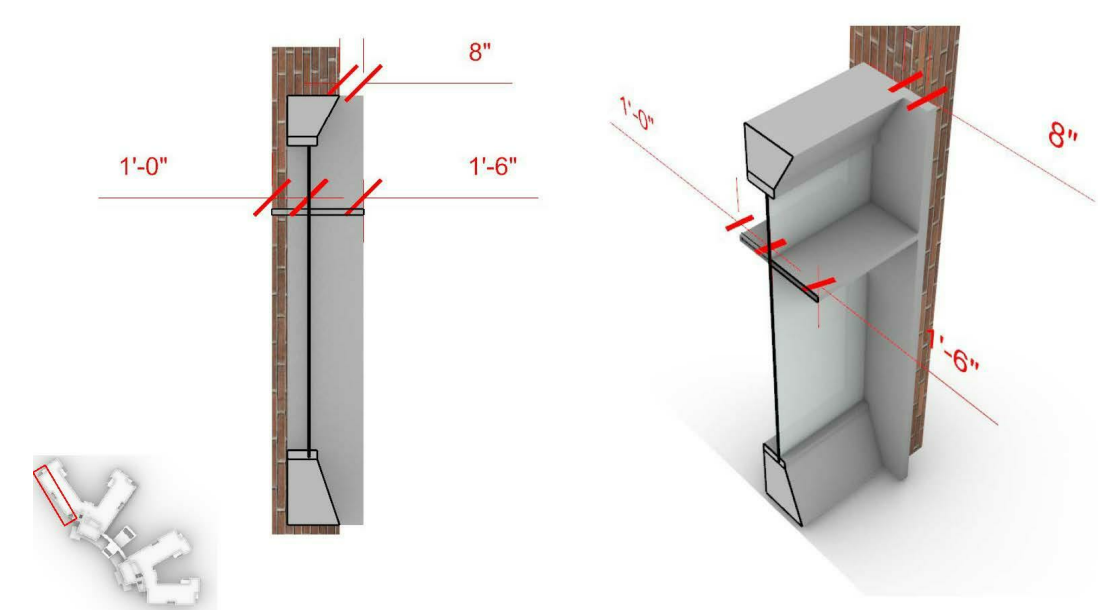
HOUSEHOLD 3D-VIEW



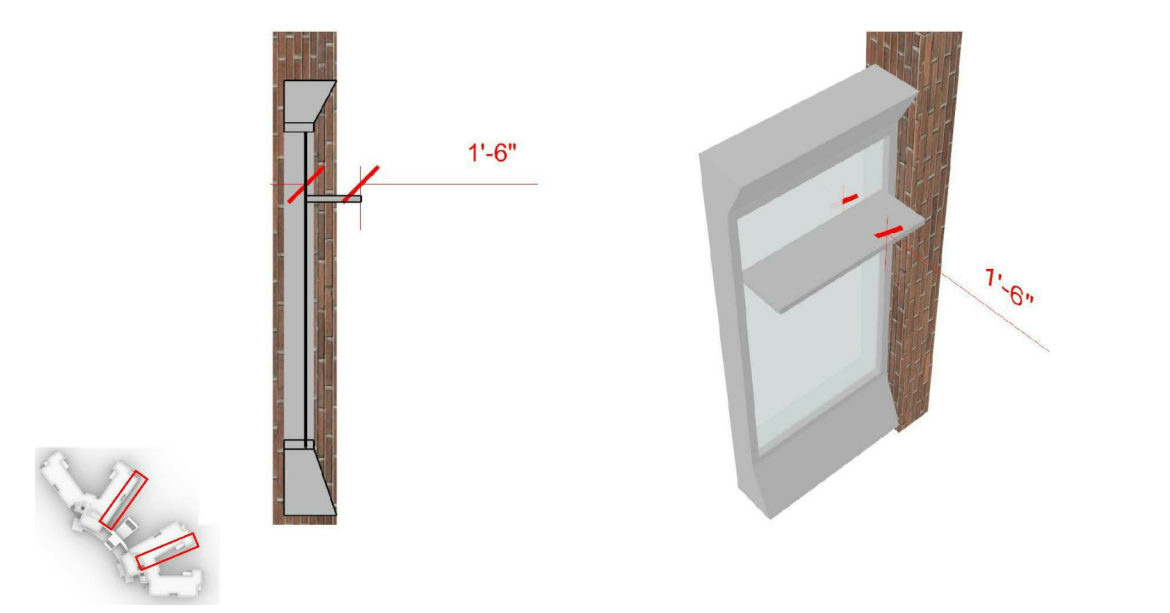
2 TYPICAL EAST ELEVATION AT RESIDENTIAL WING



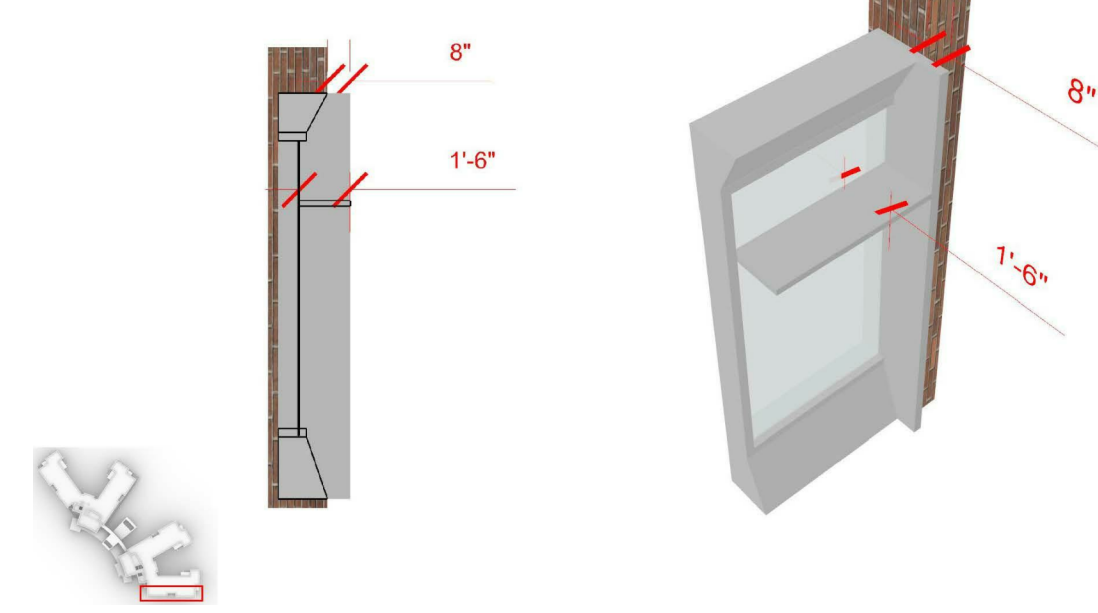
6 SHADING HORIZONTAL



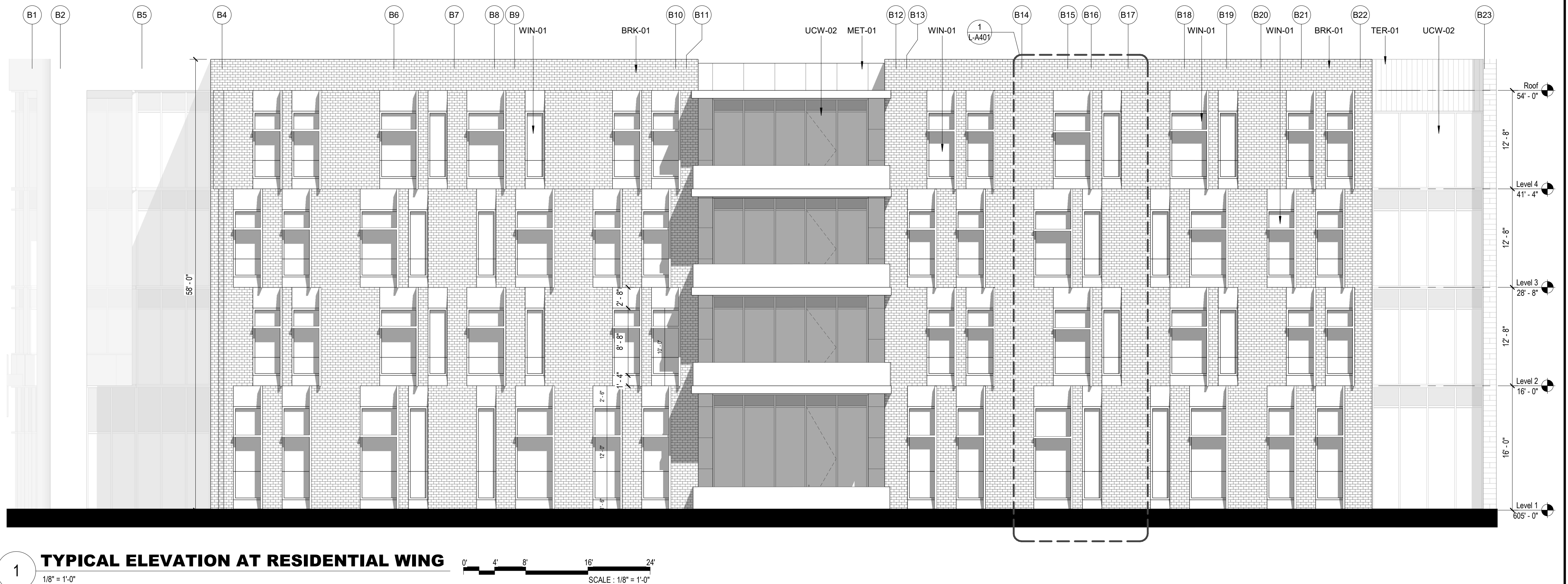
4 SHADING HORIZONTAL & VERTICAL




5 SHADING HORIZONTAL

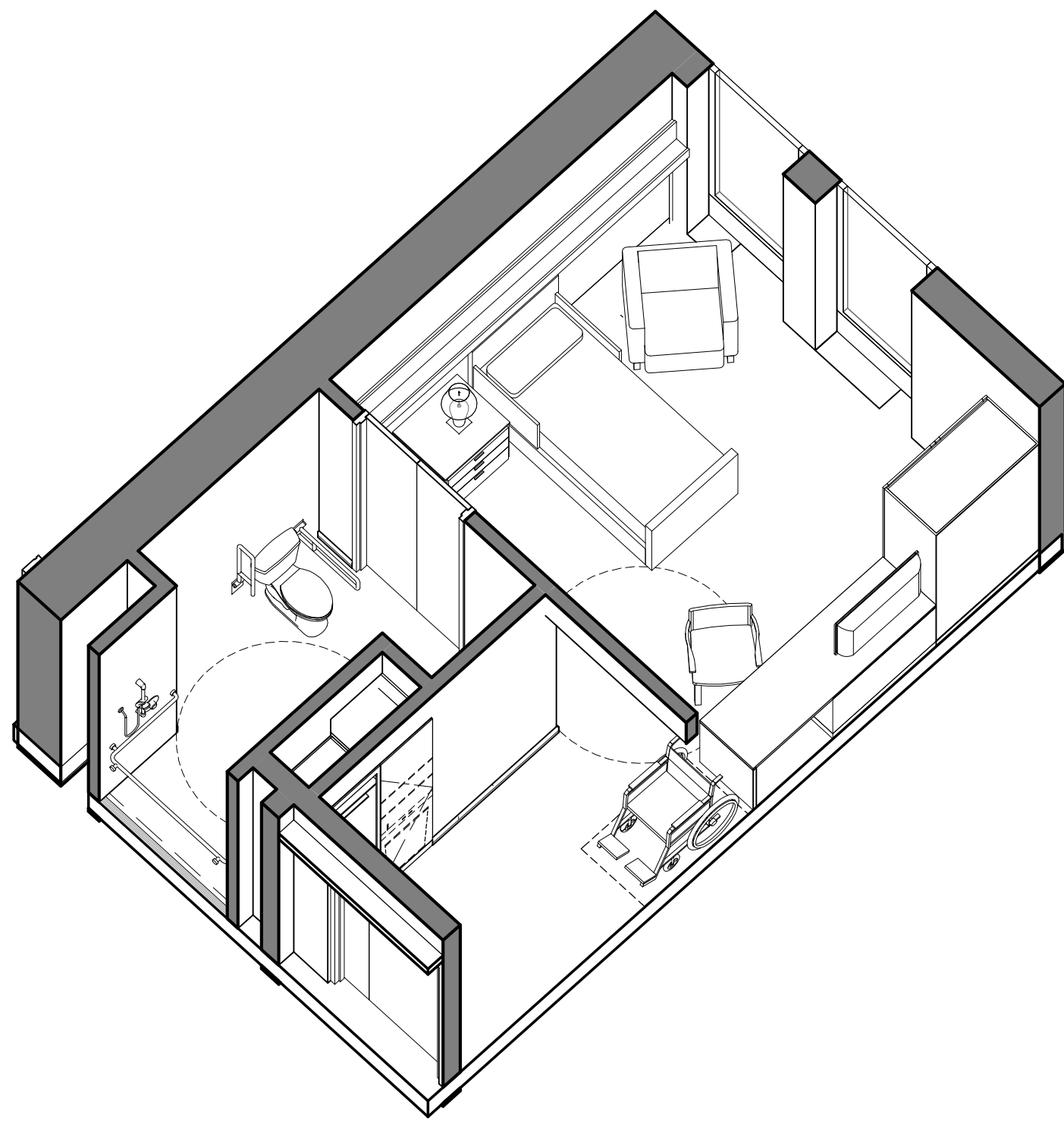


3 SHADING HORIZONTAL & VERTICAL

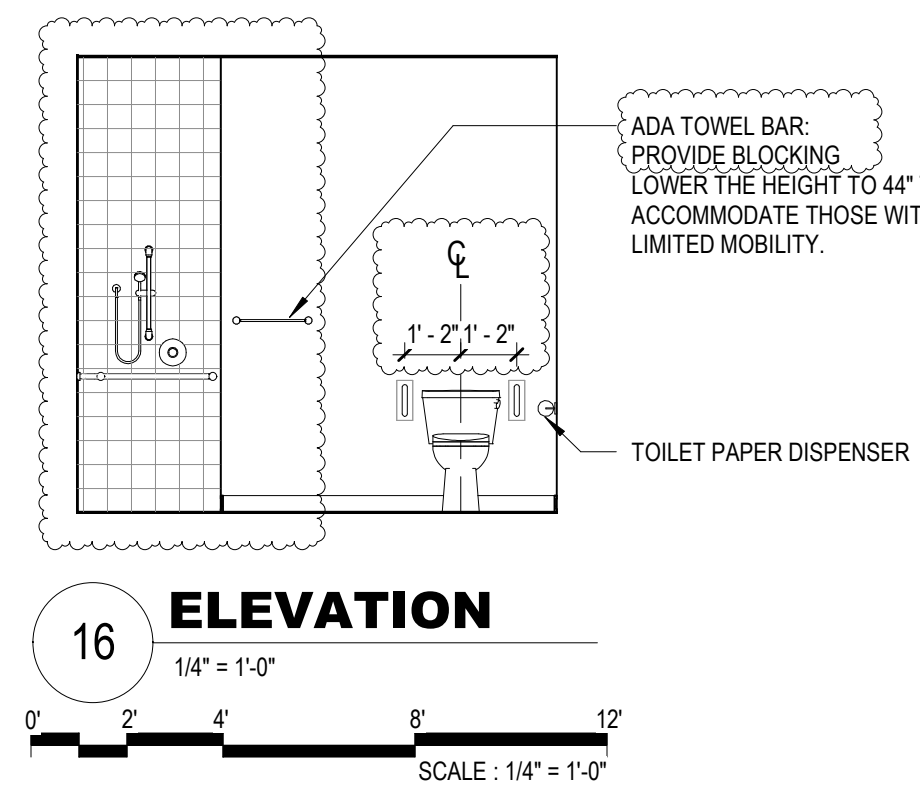


1 TYPICAL ELEVATION AT RESIDENTIAL WING

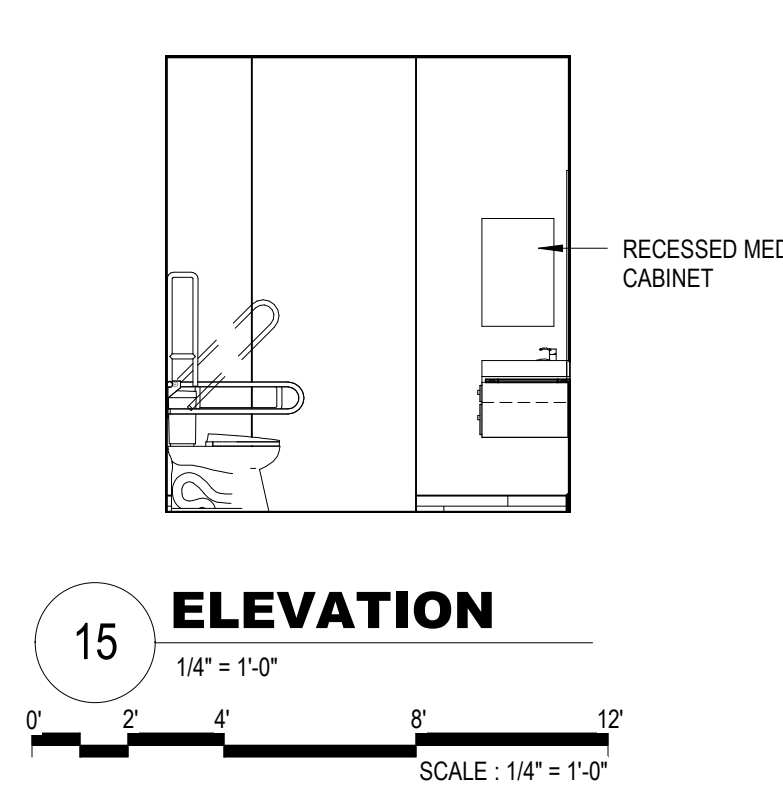
NO. DATE 1/13/2020		ISSUE AMENDMENT 3	ISSUED FOR BRIDGING NOT FOR CONSTRUCTION	CIVIL / SITE: DAVID MASON + ASSOCIATES 333 S. Desplaines Street, Suite 200 Chicago, IL 60661	STRUCTURAL: DAVID MASON + ASSOCIATES 333 S. Desplaines Street, Suite 200 Chicago, IL 60661	ELECTRICAL: WEBB ENGINEERING SERVICES INC 1400 S 3rd Street Suite 201 St Louis, MO 63104	FOOD & LAUNDRY SERVICE: FOOD FACILITIES CONCEPTS, INC 110 Washington Avenue Suite 302 Carnegie, PA 15106	HISTORIC PRESERVATION: HP2S 213 W Institute Place Suite 502 Chicago, IL 60610	PE PROJECT No: 77550	KEY PLAN:		 <div>State of Illinois JB PRITZKER, GOVERNOR Illinois Capital Development Board</div>		SHEET TITLE: ENLARGED BUILDING ELEVATIONS - HOUSEHOLD	PROJECT NO. 040-010-115
			Note: Design-Build Entity shall obtain and verify all dimensions and conditions at job site and be fully responsible for the same. Bridging drawings and narratives are provided for design intent. The design-build entity is responsible for the full design of a project that adheres to all, scope requirements, codes, state and federal regulations and guidelines.	LANDSCAPE: HITCHCOCK DESIGN GROUP 22 E Chicago Avenue Suite 200A Naperville, IL 60540	HEATING, VENTILATION, PLUMBING & FIRE PROTECTION: BRIC PARTNERSHIP, LLC 100 E Washington Street Suite 220 Belleville, IL 62220	TECH. DATA, & SECURITY: SHEN MILSON & WILKE Suite 1460 Chicago, IL 60606	GEOTECH & ENVIRONMENT: GSG CONSULTANTS, INC 2942 W Vanburen Chicago, IL 60612	REMEDIATION DESIGN: TROPICAL ENVIRONMENTAL, INC 1350 Chase Street Algonquin, IL 60102	PERKINS — EASTMAN 209 S LaSalle Street, Suite 400 Chicago, IL 60604 T: +1 312 755 1200 F: +1 312 755 1155				PROJECT: NEW NURSING HOME & DOMICILIARY ILLINOIS VETERANS' HOME QUINCY 1707 NORTH 12 STREET QUINCY, ADAMS COUNTY, ILLINOIS 62301	DATE: 11/11/2019	SHEET NO. L-A204
													VOLUME: VOLUME 03 OF 4		



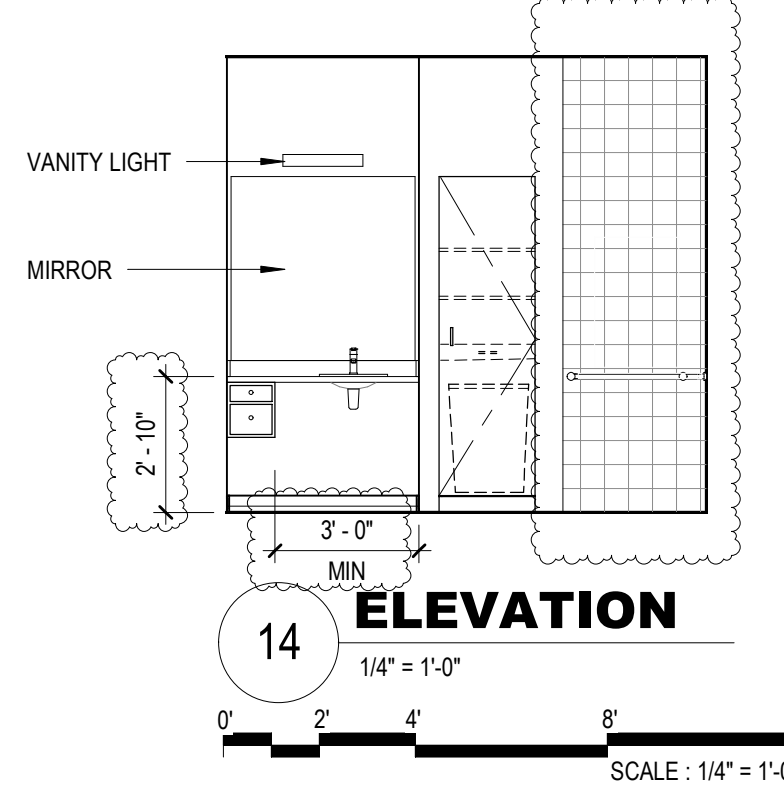
BARIATRIC UNIT VIEW



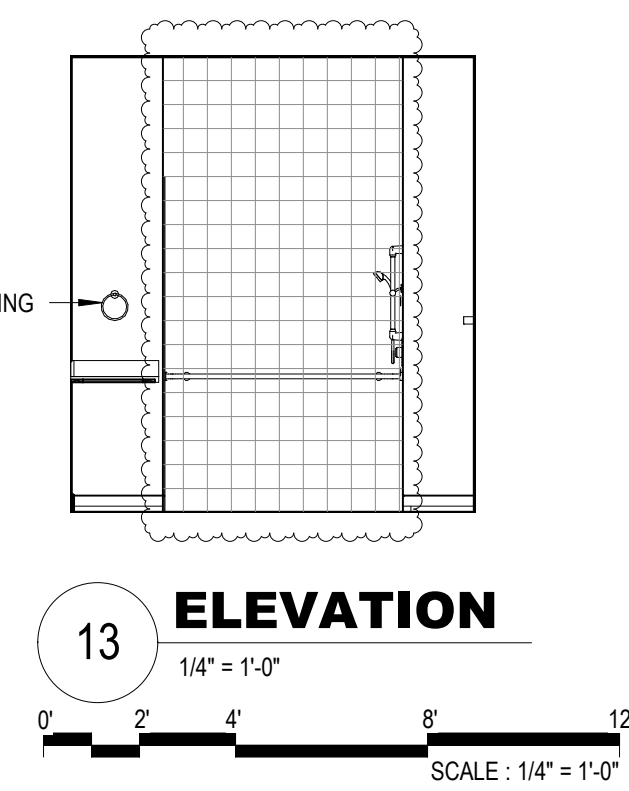
ELEVATION



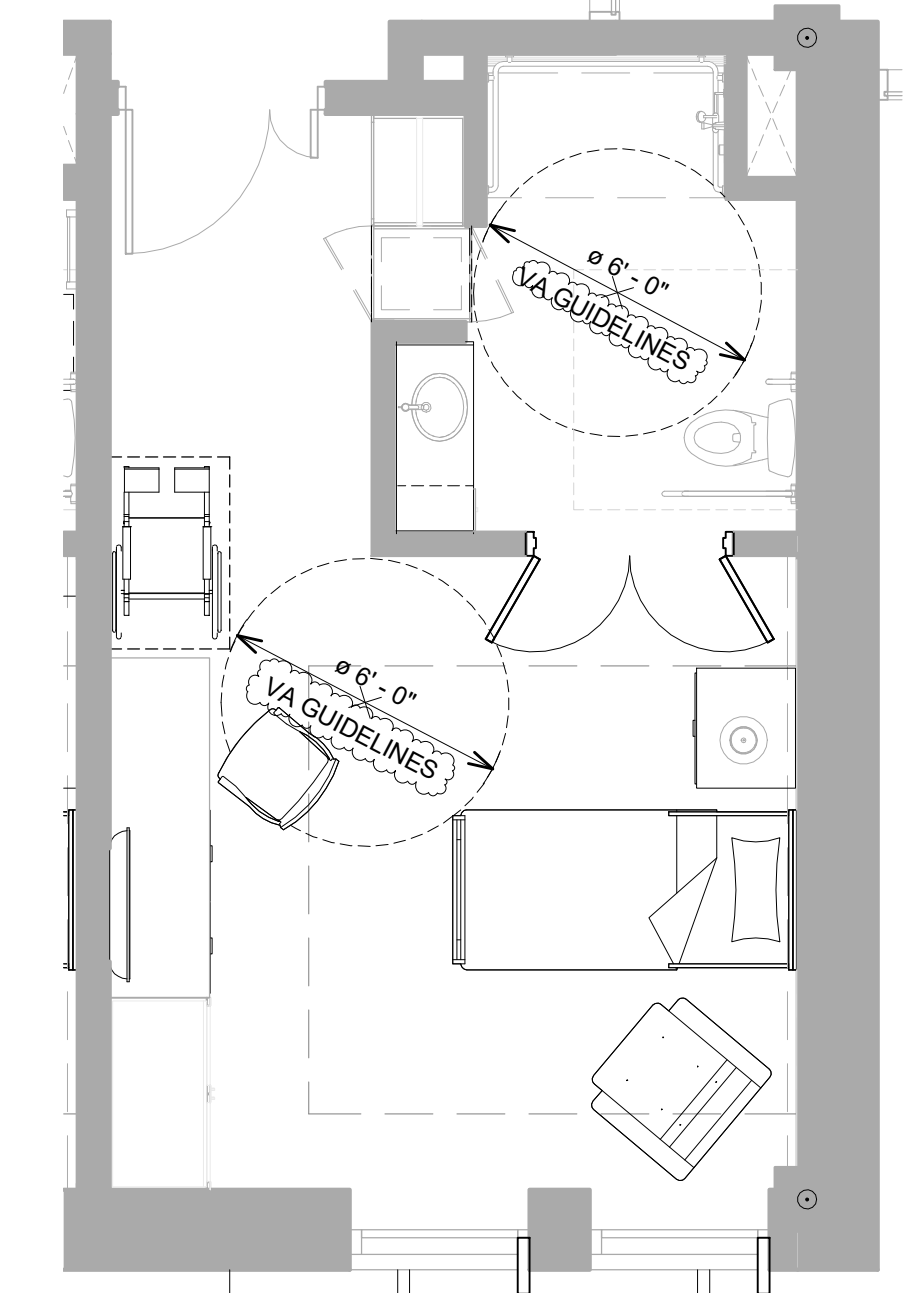
ELEVATION



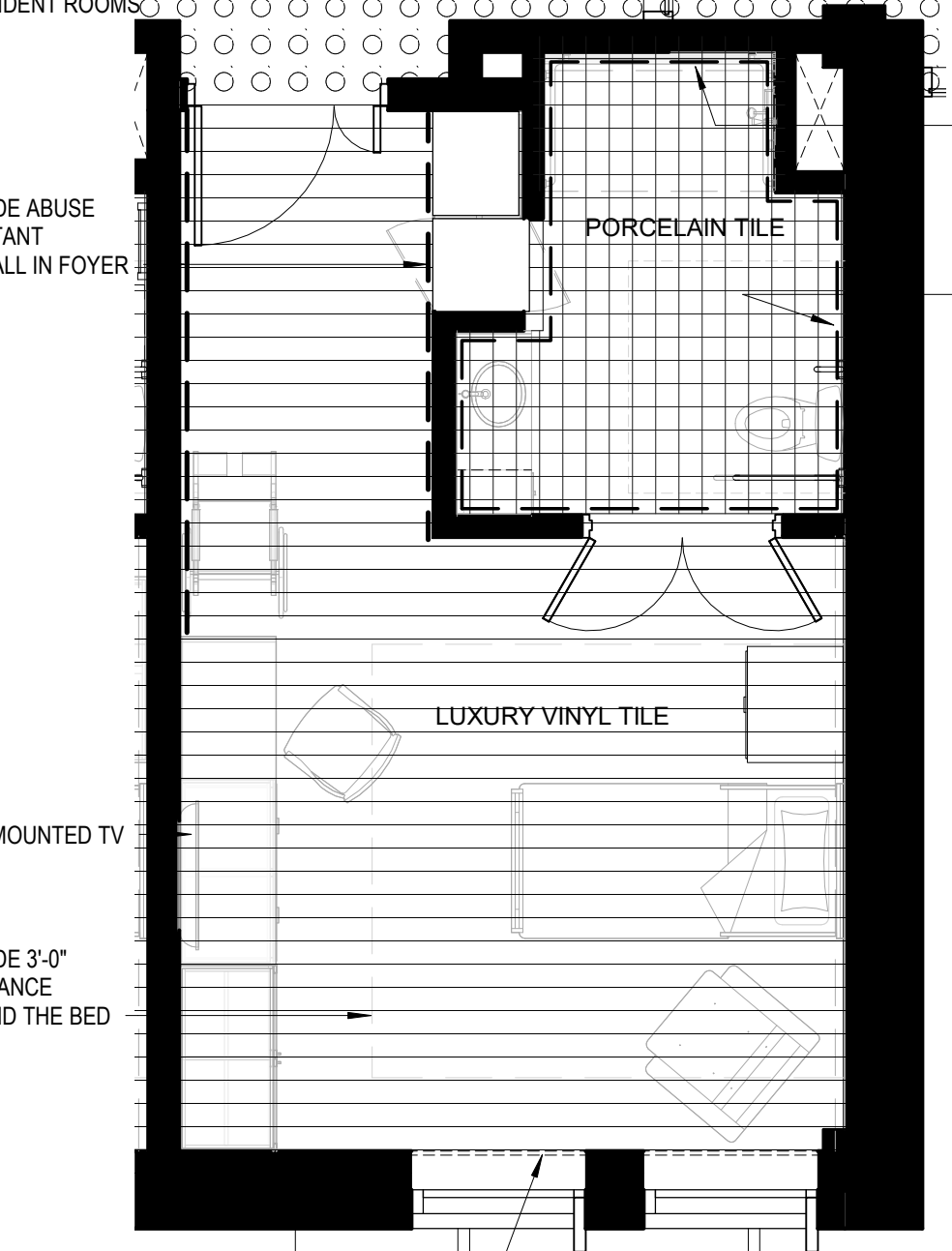
ELEVATION



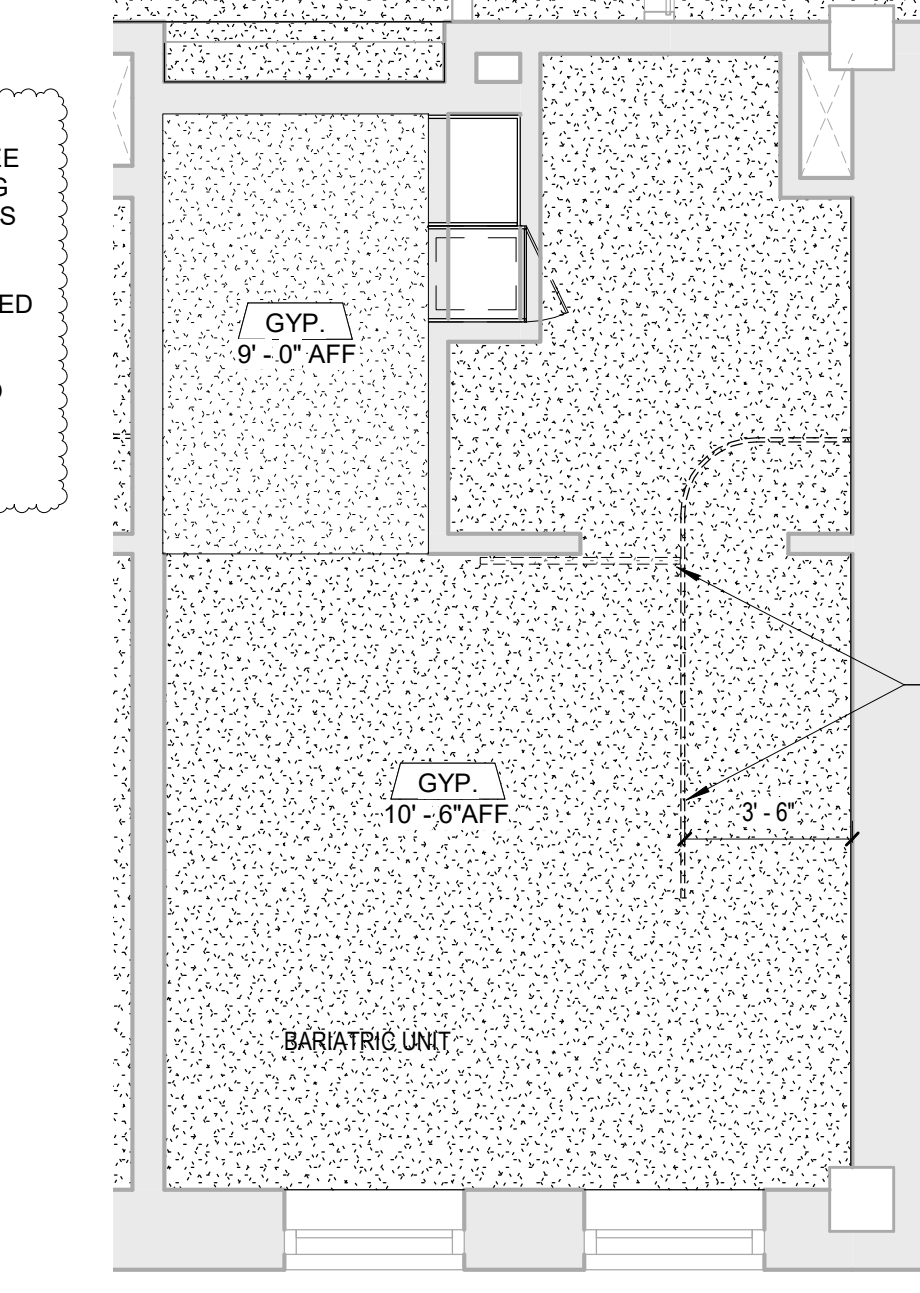
ELEVATION



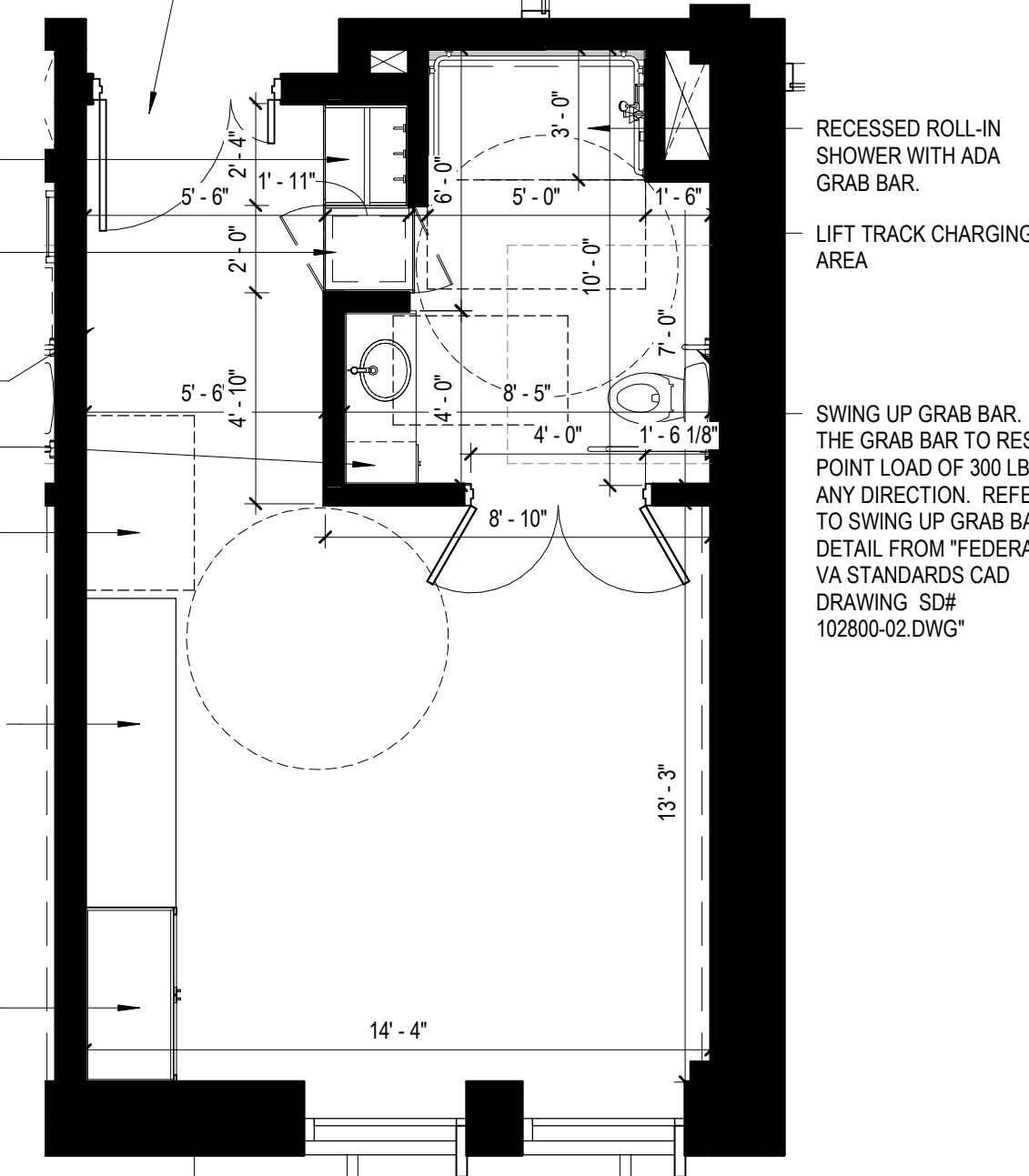
F&E BARIATRIC UNIT



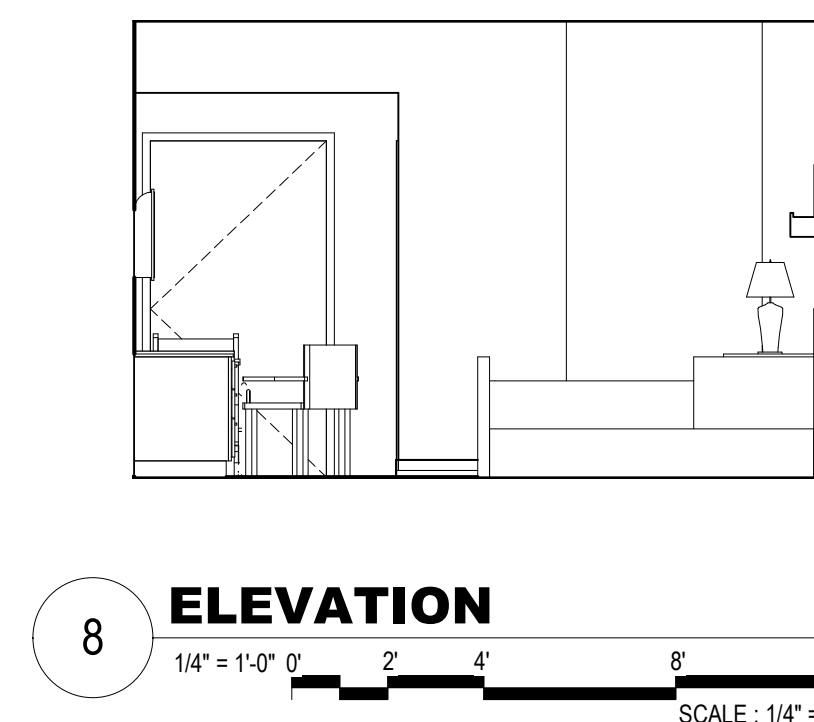
BARIATRIC UNIT FLOOR FINISH



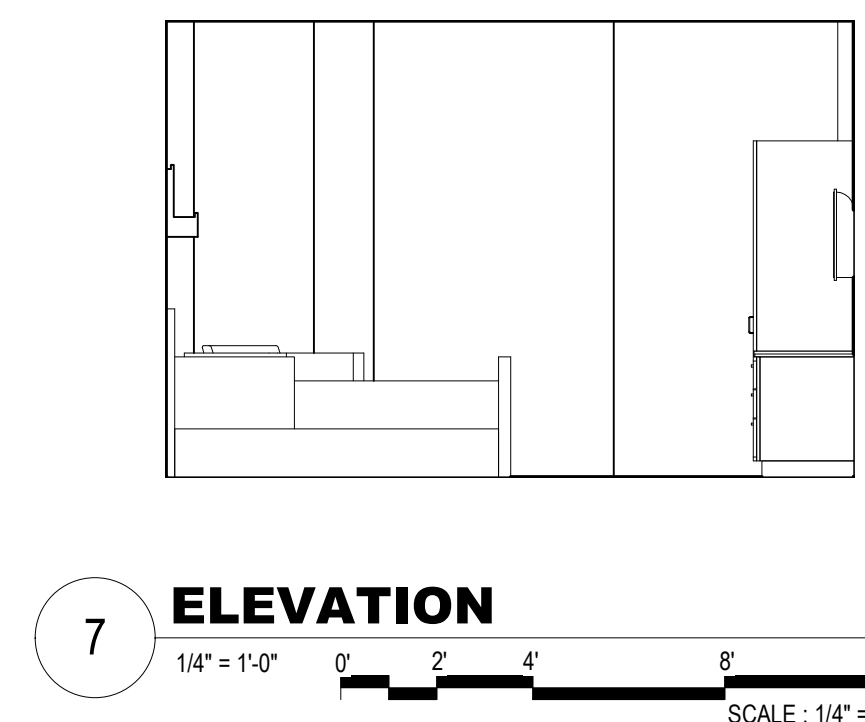
BARIATRIC UNIT CEILING



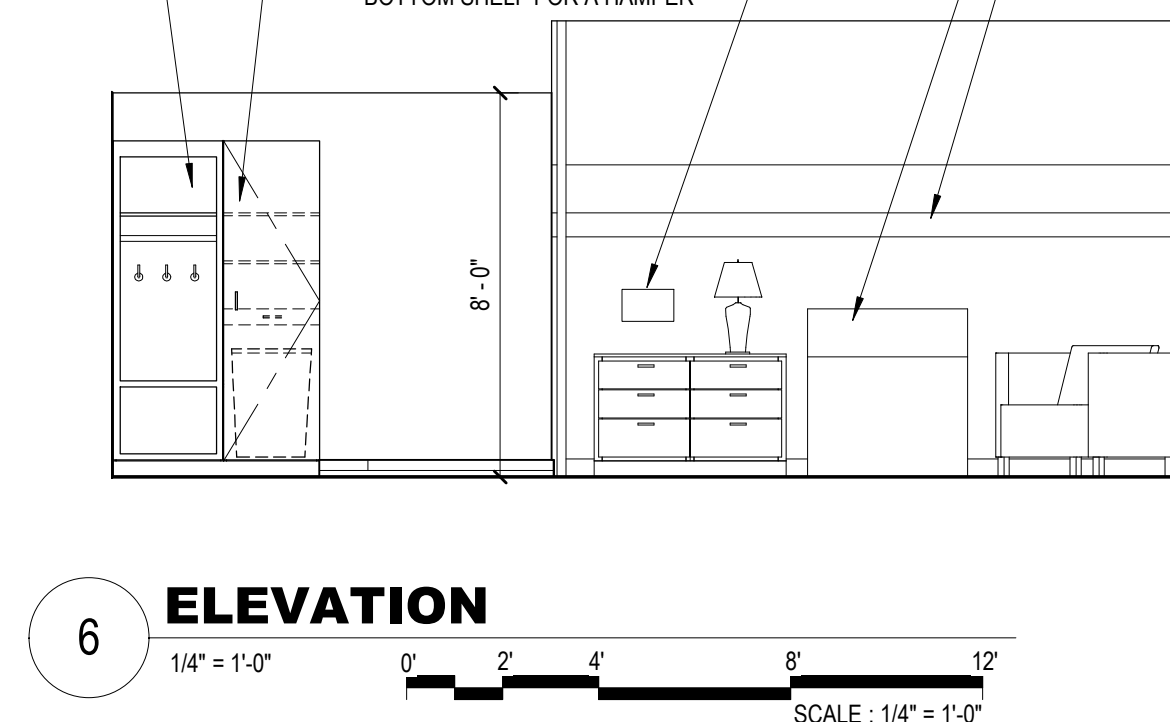
BARIATRIC UNIT



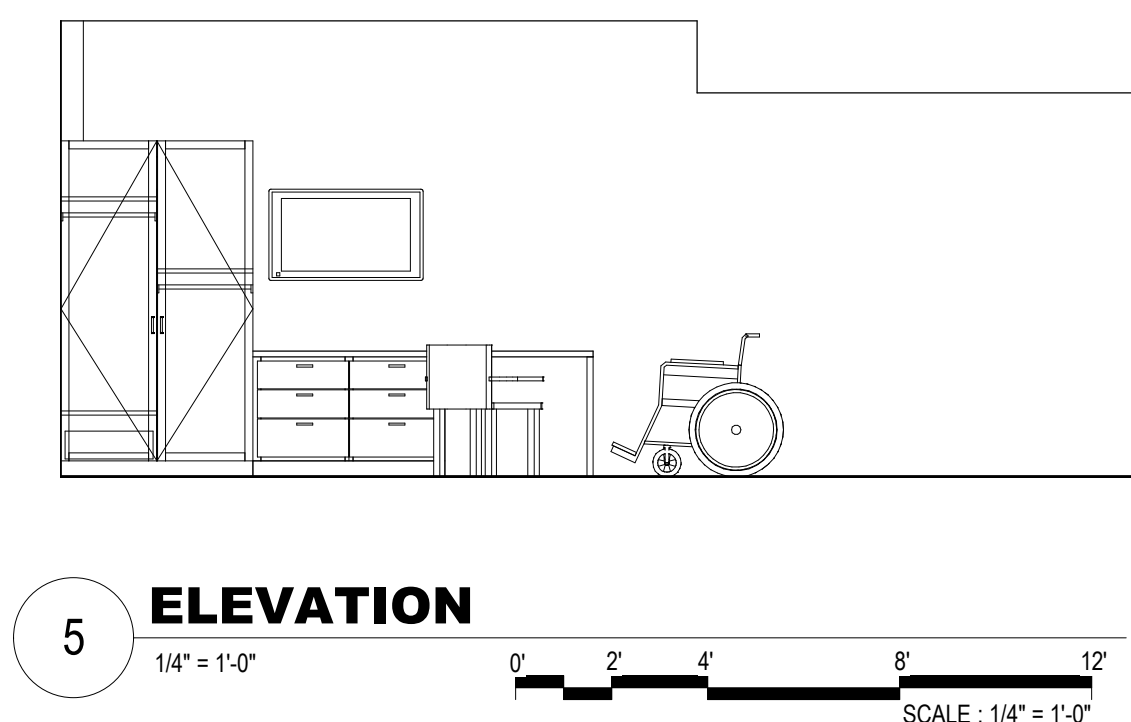
ELEVATION



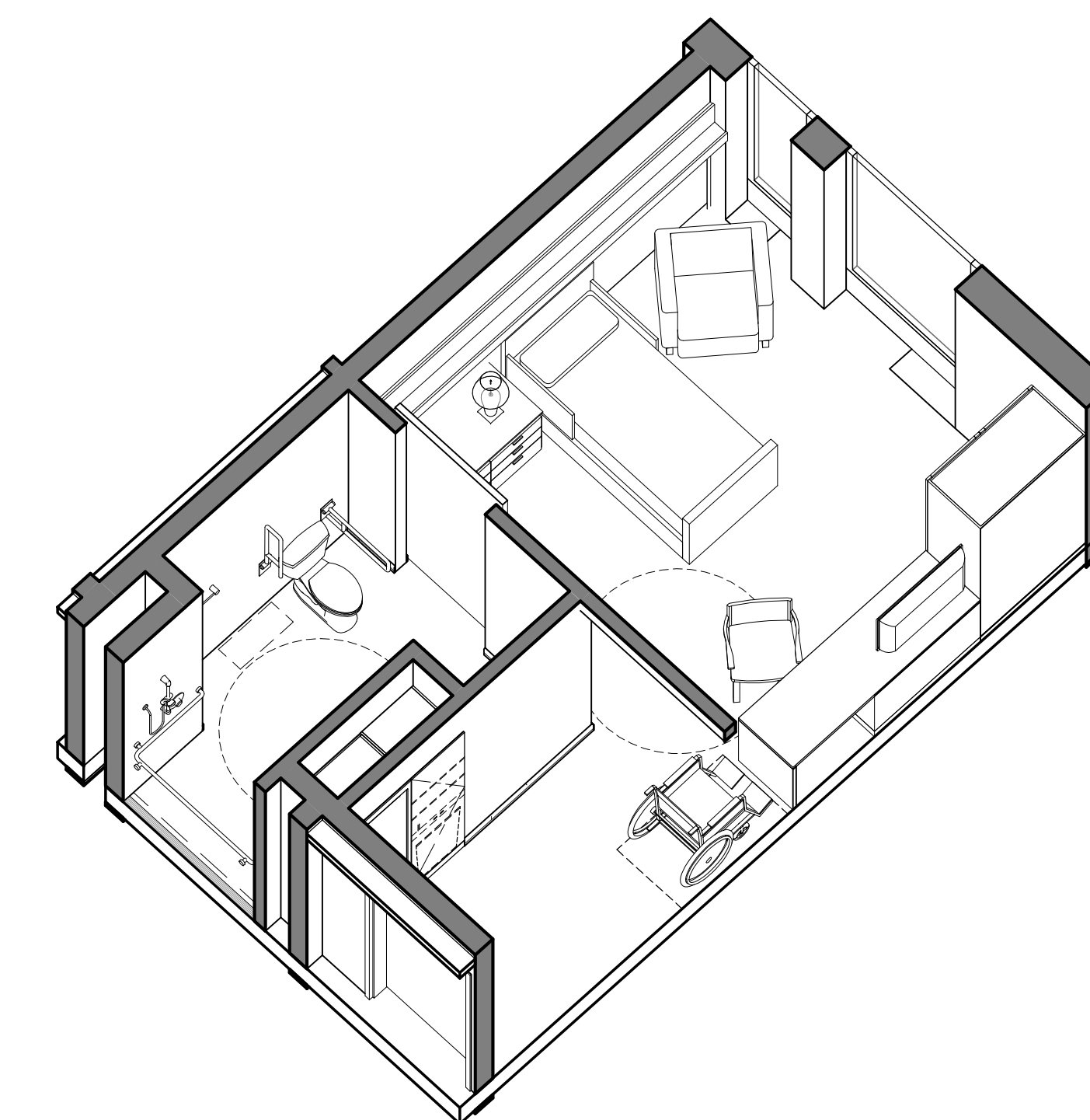
ELEVATION



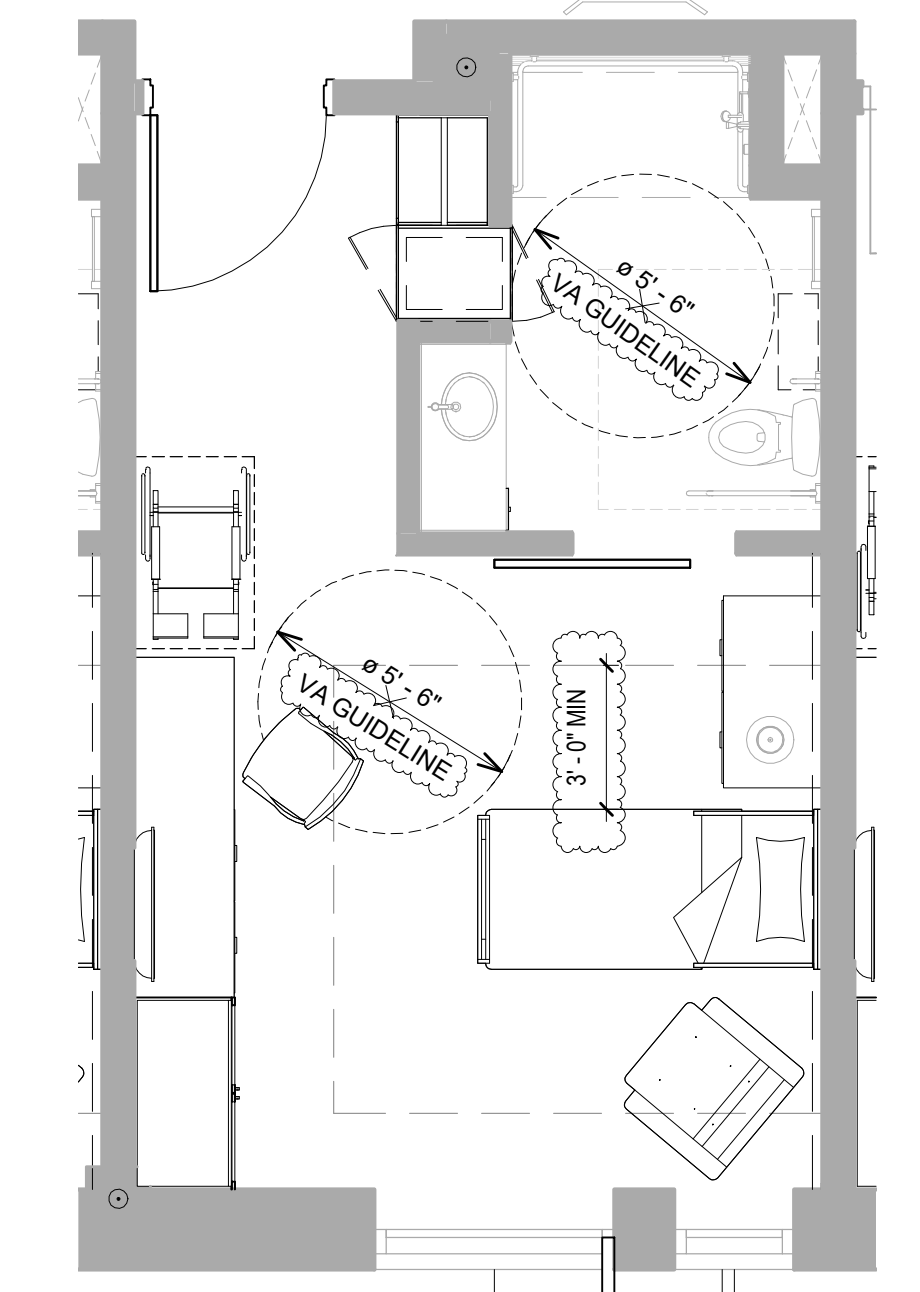
ELEVATION



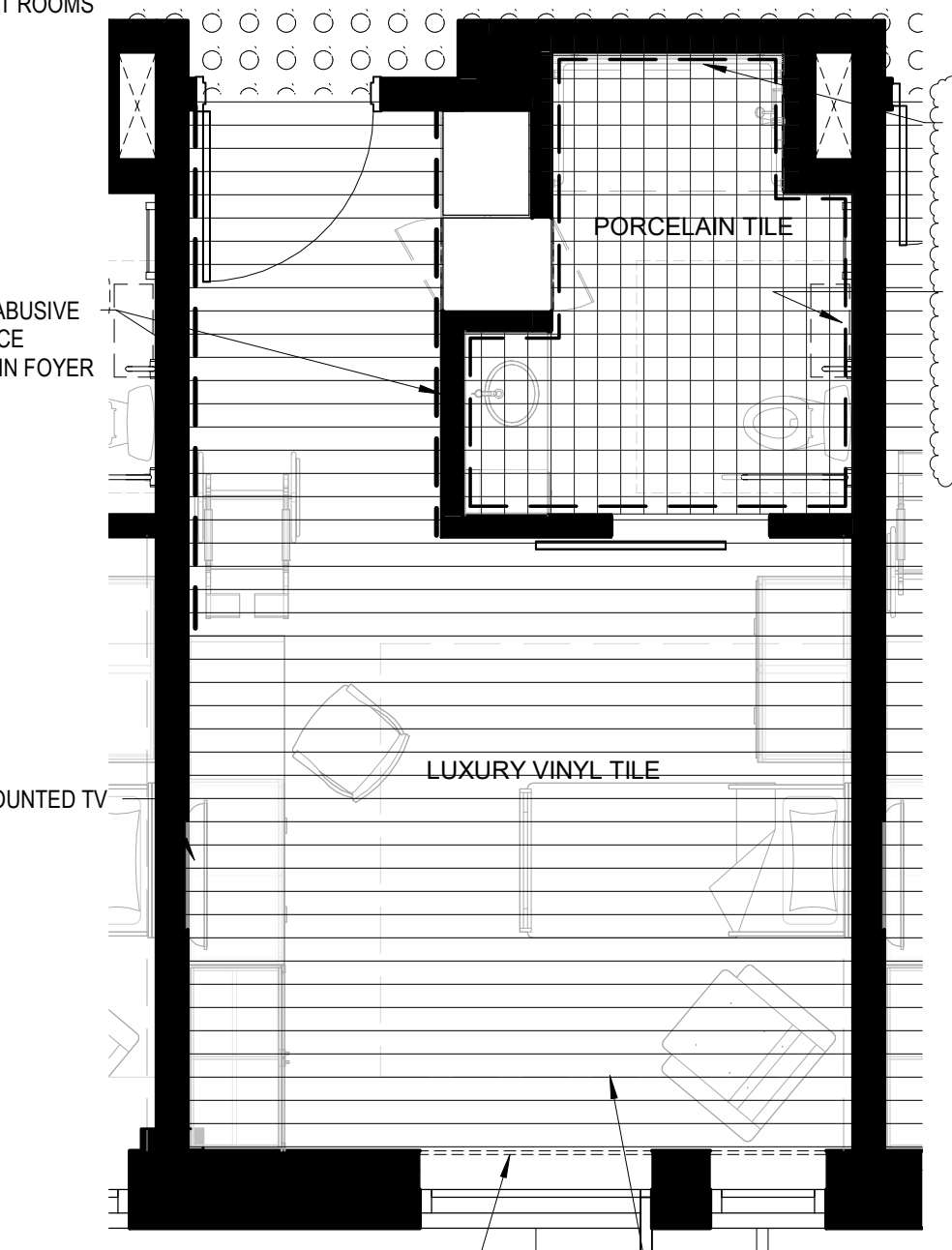
ELEVATION



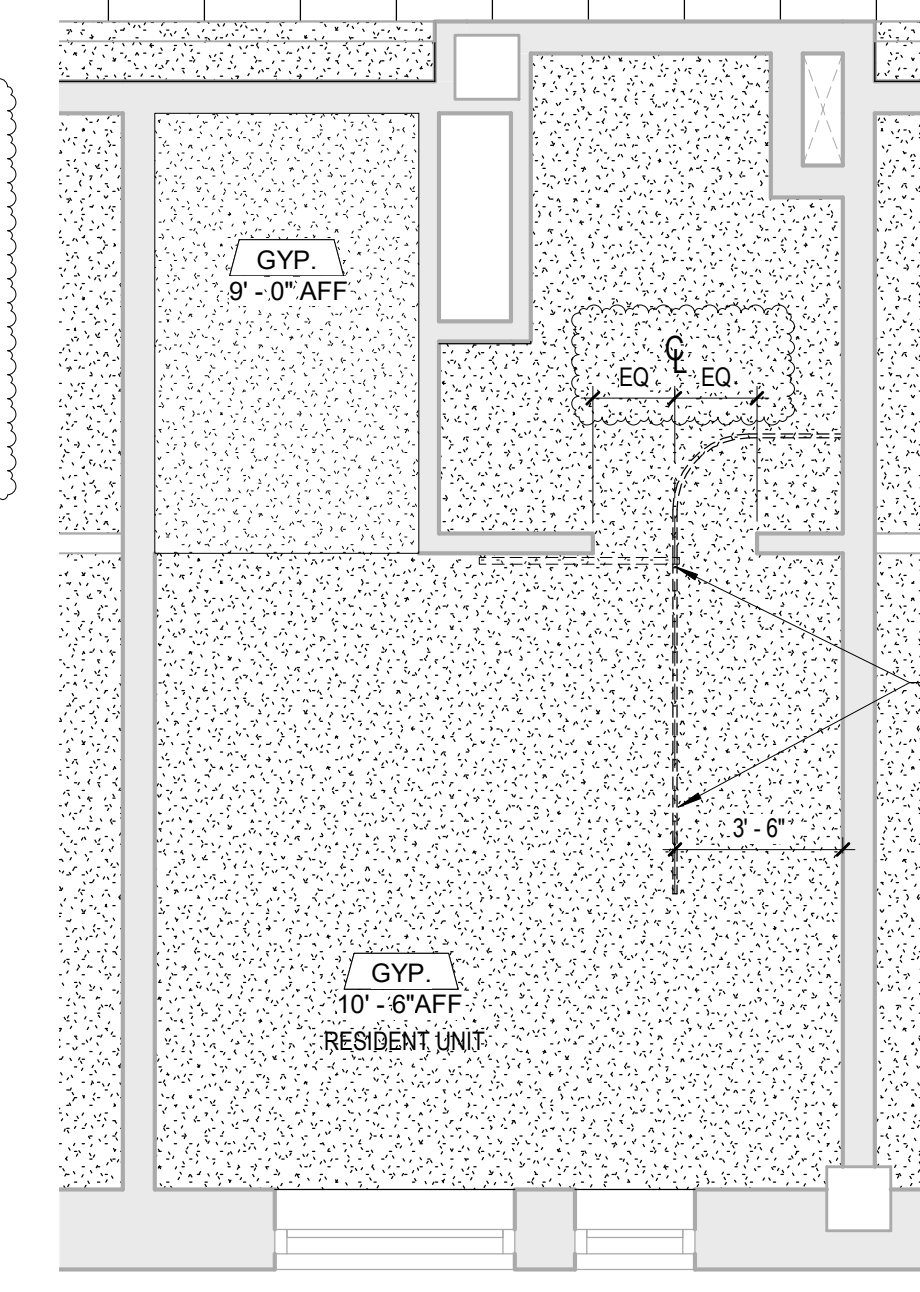
RESIDENT UNIT VIEW



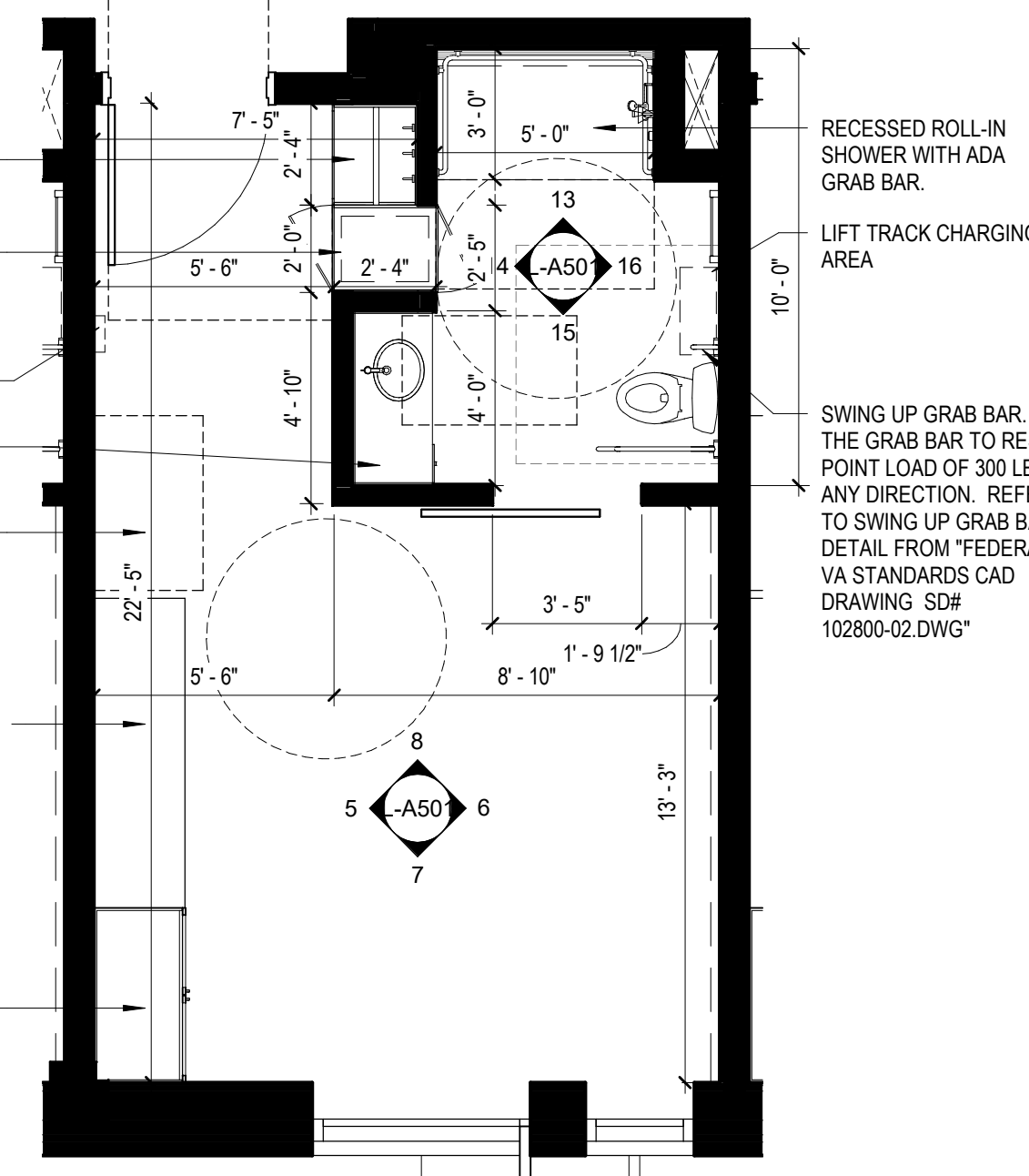
F&E RESIDENT UNIT



RESIDENT UNIT FLOOR FINISH PLAN



RESIDENT UNIT CEILING

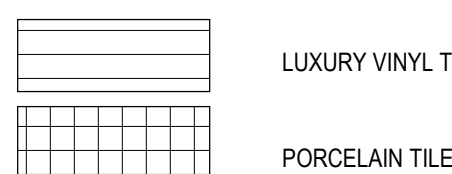


RESIDENT UNIT

GENERAL NOTES: TYP. UNIT



1. PROVIDE BLOCKING IN WALL FOR ALL GRAB BARS, WALL HUNG CABINETS, TOILET ACCESSORIES, AND MISCELLANEOUS WALL FIXTURES.
2. PARTITION WIDTHS ARE APPROXIMATE. FINAL PARTITION WIDTH TO BE DETERMINED BY DESIGN BUILDER.

FLOOR FINISH LEGEND



CEILING LEGEND

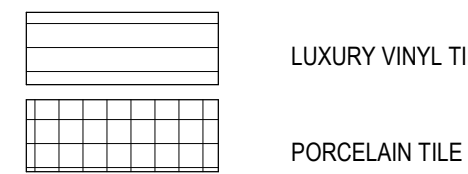


NO. DATE ISSUE			ISSUED FOR BRIDGING NOT FOR CONSTRUCTION		CIVIL / SITE:	STRUCTURAL:	ELECTRICAL:	FOOD & LAUNDRY SERVICE:	HISTORIC PRESERVATION:	PE PROJECT No: 77550	KEY PLAN:		SHEET TITLE:	PROJECT NO.
1/13/2020 AMENDMENT 3			Note: Design-Build Entity shall obtain and verify all dimensions and conditions at job site and be fully responsible for the same. Bridging drawings and narratives are provided for design intent. The design-build entity is responsible for the full design of a project that adheres to all, scope requirements, codes, state and federal regulations and guidelines.		DAVID MASON + ASSOCIATES 333 S. Desplaines Street, Suite 200 Chicago, IL 60661	DAVID MASON + ASSOCIATES 333 S. Desplaines Street, Suite 200 Chicago, IL 60661	WEBB ENGINEERING SERVICES INC 1400 S 3rd Street Suite 201 St Louis, MO 63104	FOOD FACILITIES CONCEPTS, INC 213 Washington Avenue Suite 502 Carnegie, PA 15106	HP2S 213 W Institute Place Suite 502 Chicago, IL 60610	PERKINS — EASTMAN 209 S LaSalle Street, Suite 400 Chicago, IL 60604 T: +1 312 755 1200 F: +1 312 755 1155		State of Illinois	ENLARGED UNIT PLANS	040-010-115
					LANDSCAPE: HITCHCOCK DESIGN GROUP 22 E Chicago Avenue Suite 200A Naperville, IL 60540	HEATING, VENTILATION, PLUMBING & FIRE PROTECTION: BRIC PARTNERSHIP, LLC 100 E Washington Street Suite 220 Belleville, IL 62220	TECH. DATA, & SECURITY: SHEN MILSOM & WILKE 2 N Riverside Plaza Suite 1400 Chicago, IL 60606	GEOTECH & ENVIRONMENT: TROPICAL ENVIRONMENTAL, INC 1350 Chase Street Algonquin, IL 60110	REMEDITATION DESIGN: TROPICAL ENVIRONMENTAL, INC 1350 Chase Street Algonquin, IL 60110			JB PRITZKER, GOVERNOR Illinois Capital Development Board	PROJECT: NEW NURSING HOME & DOMICILIARY ILLINOIS VETERANS' HOME QUINCY 1707 NORTH 12 STREET QUINCY, ADAMS COUNTY, ILLINOIS 62301	DATE: 11/11/2019
													SHEET NO.	
													L-A501	VOLUME: VOLUME 03 OF 4

GENERAL NOTES: TYP. UNIT

1. PROVIDE BLOCKING IN WALL FOR ALL GRAB BARS, WALL HUNG CABINETS, TOILET ACCESSORIES, AND MISCELLANEOUS WALL FIXTURES.
2. PARTITION WIDTHS ARE APPROXIMATE. FINAL PARTITION WIDTH TO BE DETERMINED BY DESIGN BUILDER.
3. REFER TO A-501 FOR TYPICAL UNIT NOTES

FLOOR FINISH LEGEND



CEILING LEGEND



8 SEMI-PRIVATE ELEVATION

1/4" = 1'-0"



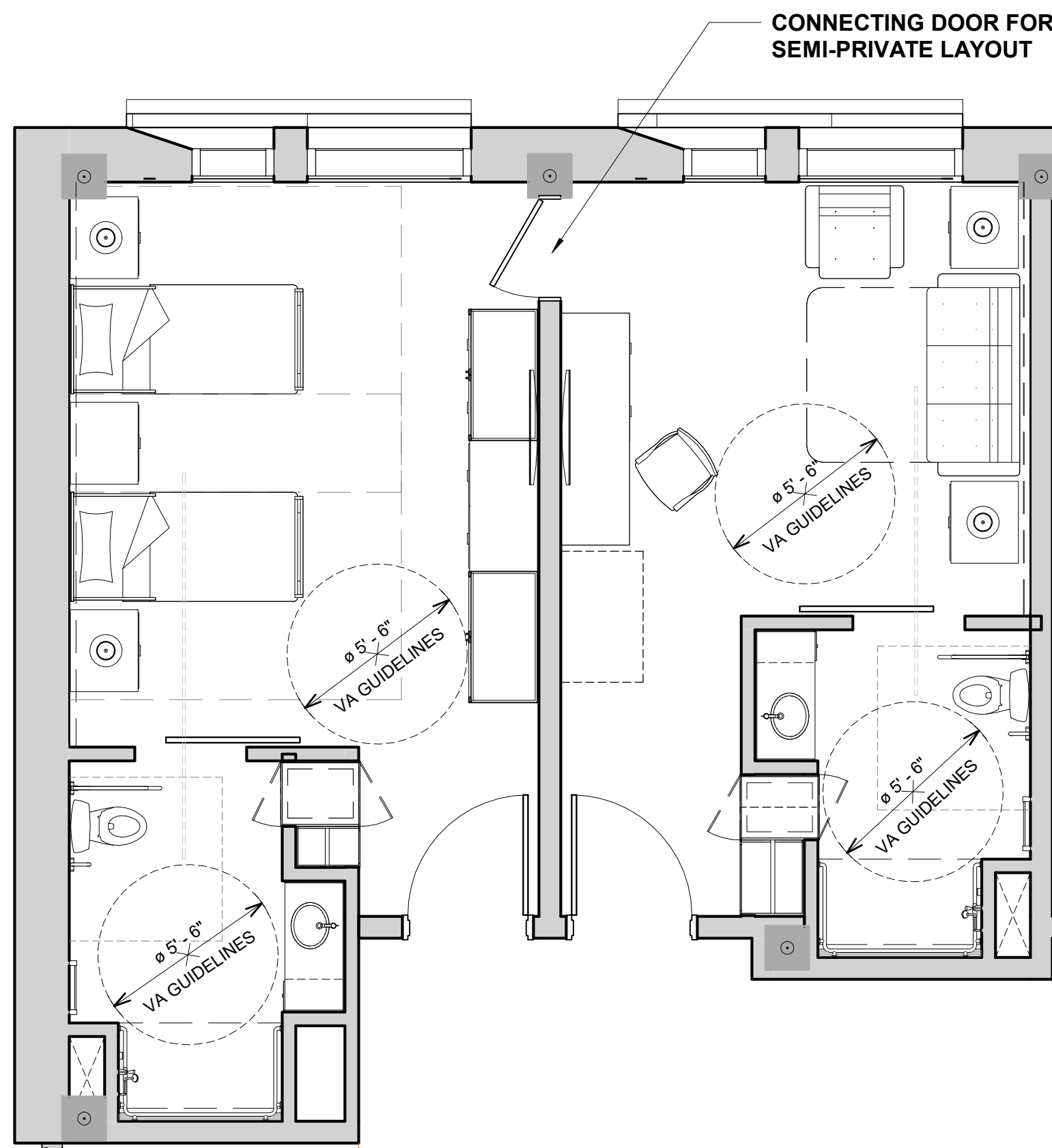

7 SEMI-PRIVATE ELEVATION

1/4" = 1'-0"



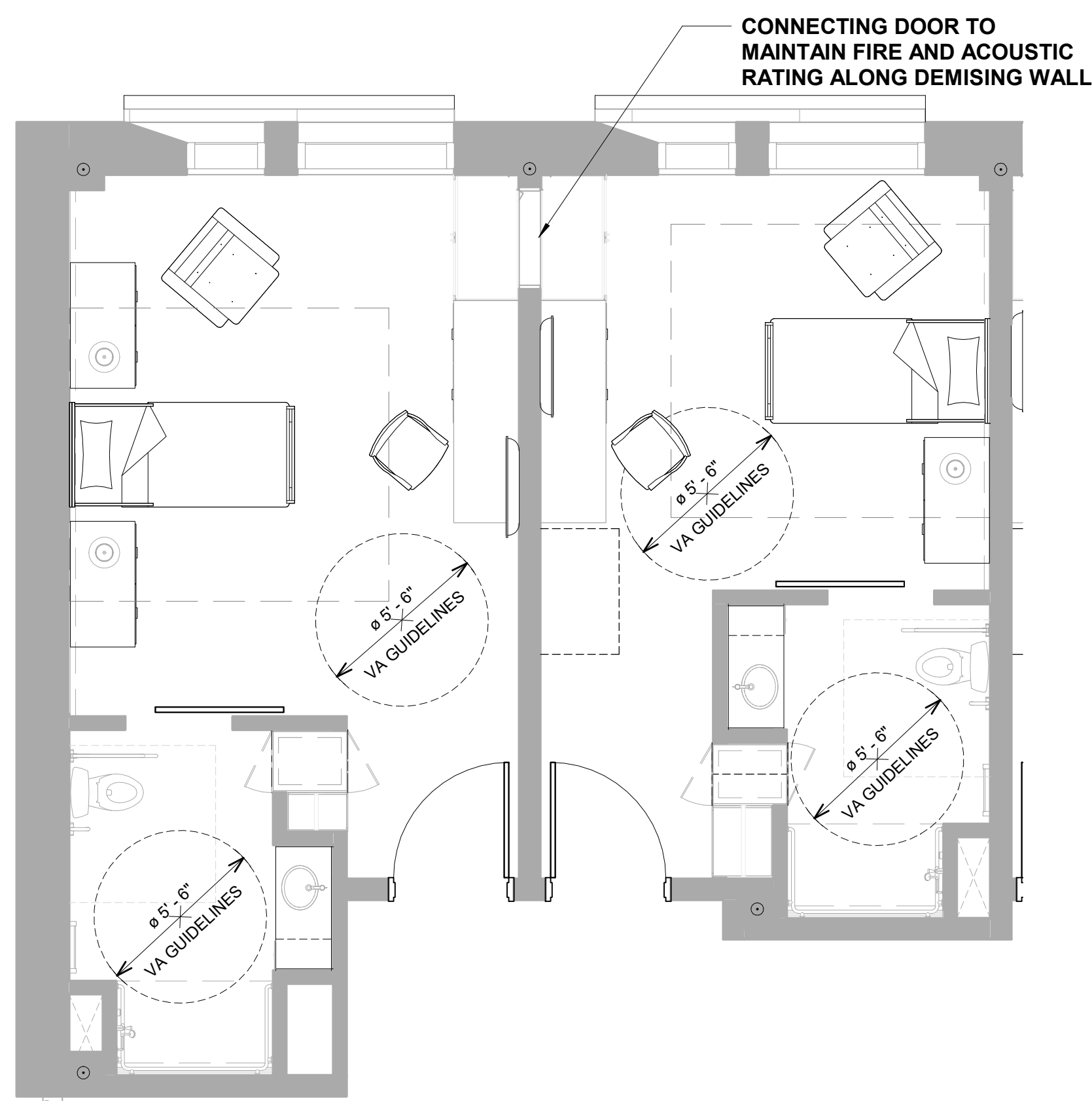
6 SEMI-PRIVATE ELEVATION

1/4" = 1'-0"



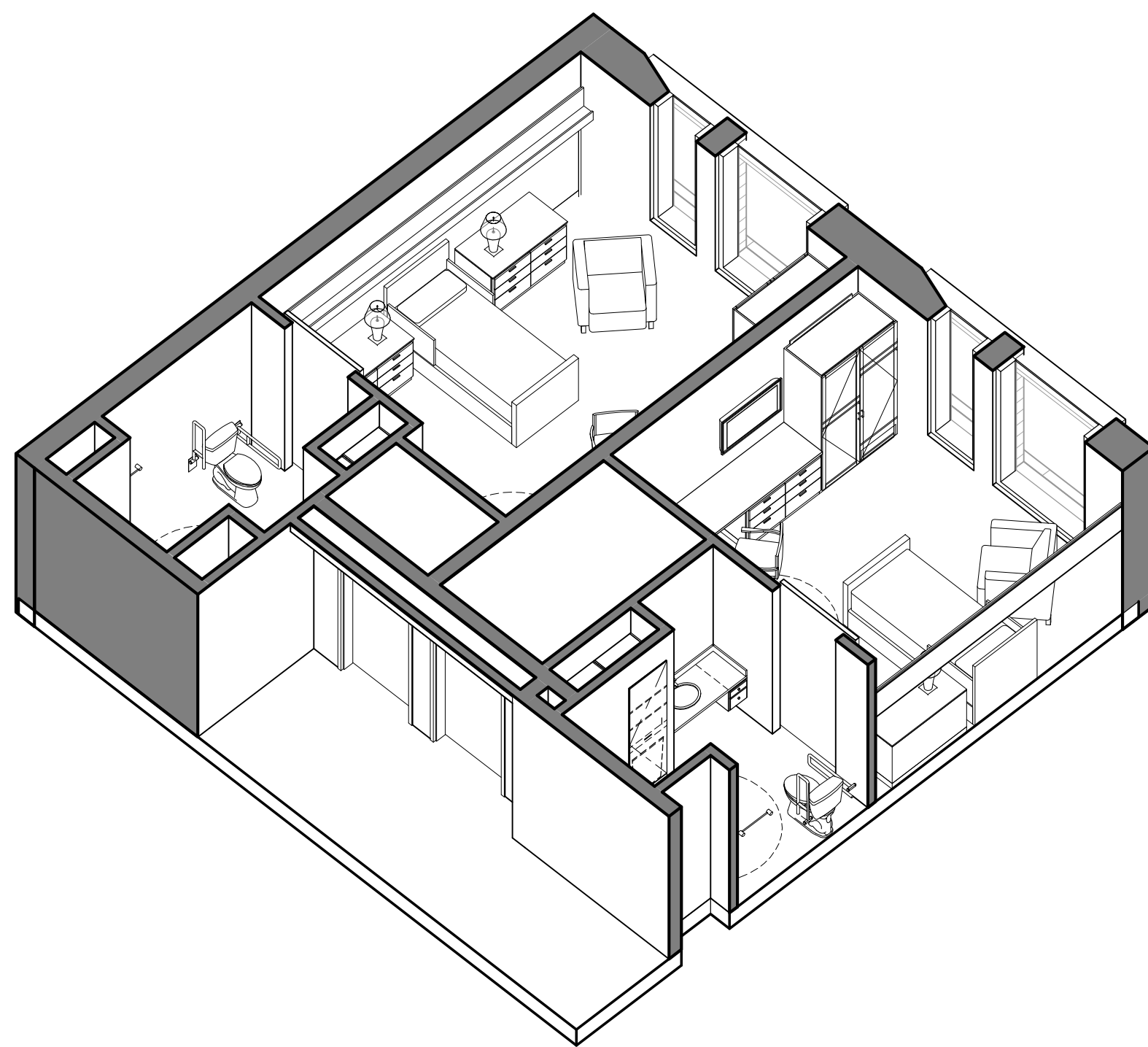

5 FURNITURE LAYOUT - SEMI-PRIVATE SUITE

1/4" = 1'-0"

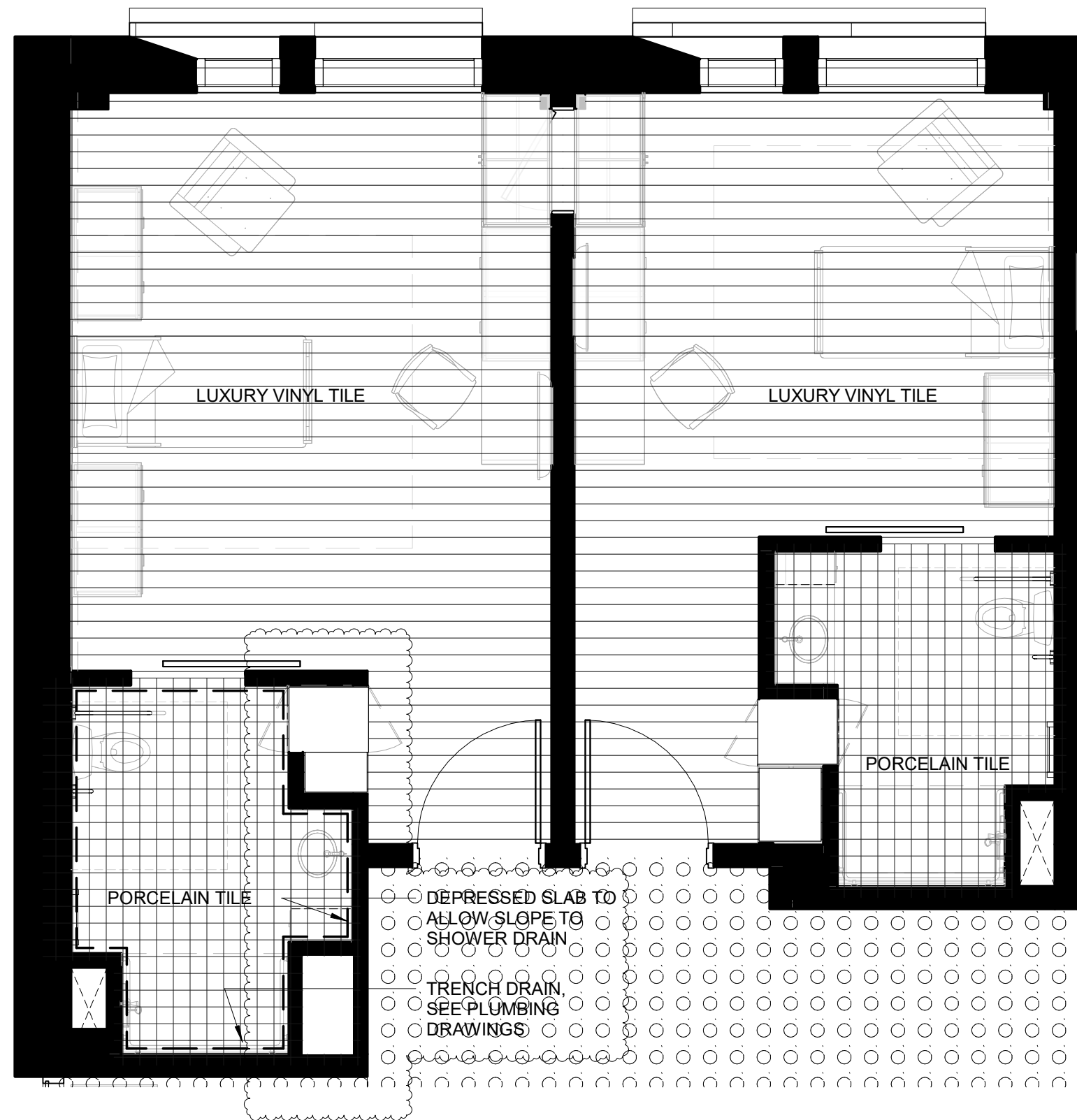


4 FURNITURE LAYOUT - TWO PRIVATE UNITS OPTION

1/4" = 1'-0"




SEMI-PRIVATE ORTHOGRAPHIC



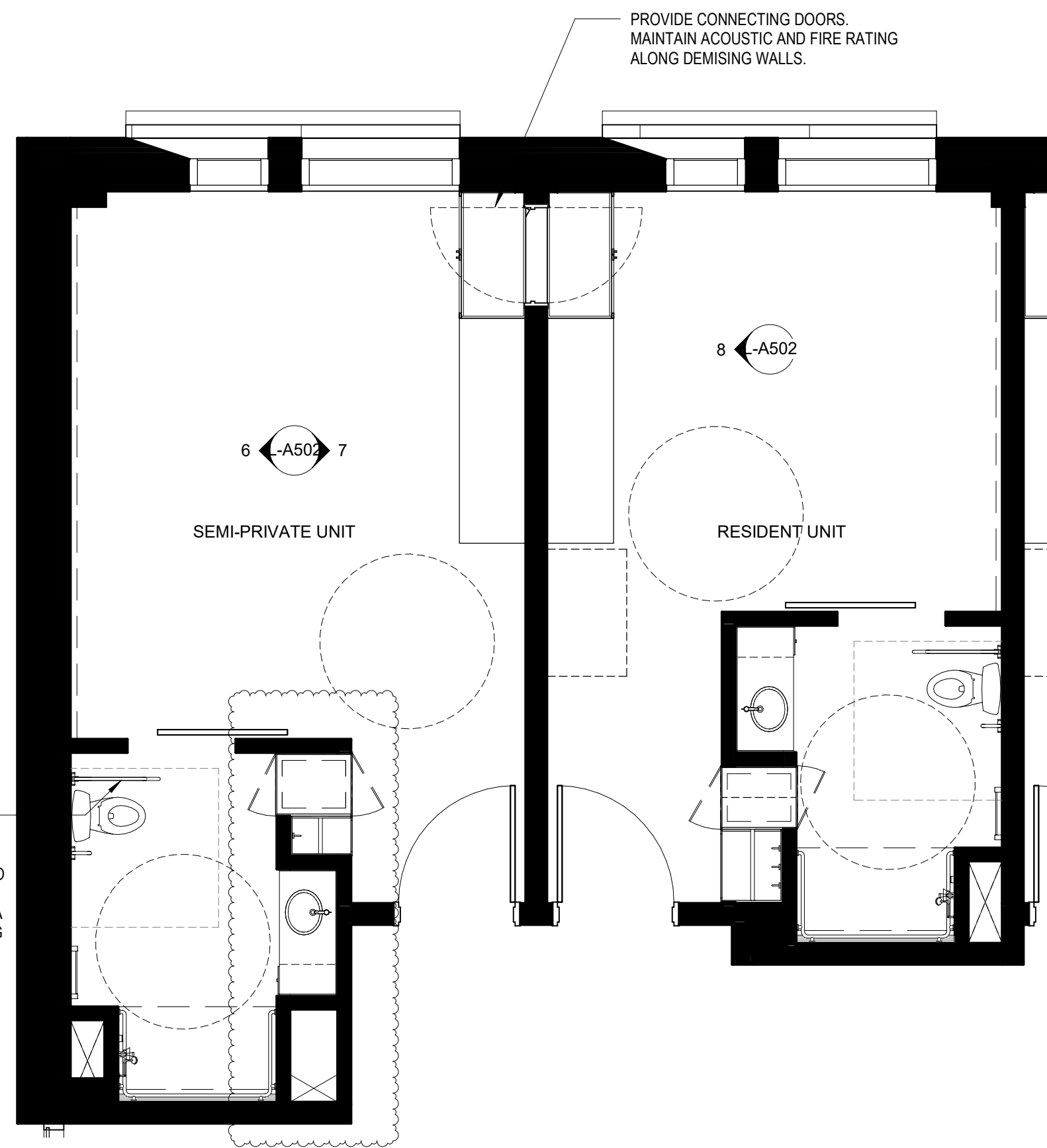

3 SEMI-PRIVATE FINISH PLAN

1/4" = 1'-0"




2 SEMI-PRIVATE CEILING PLAN


1/4" = 1'-0"

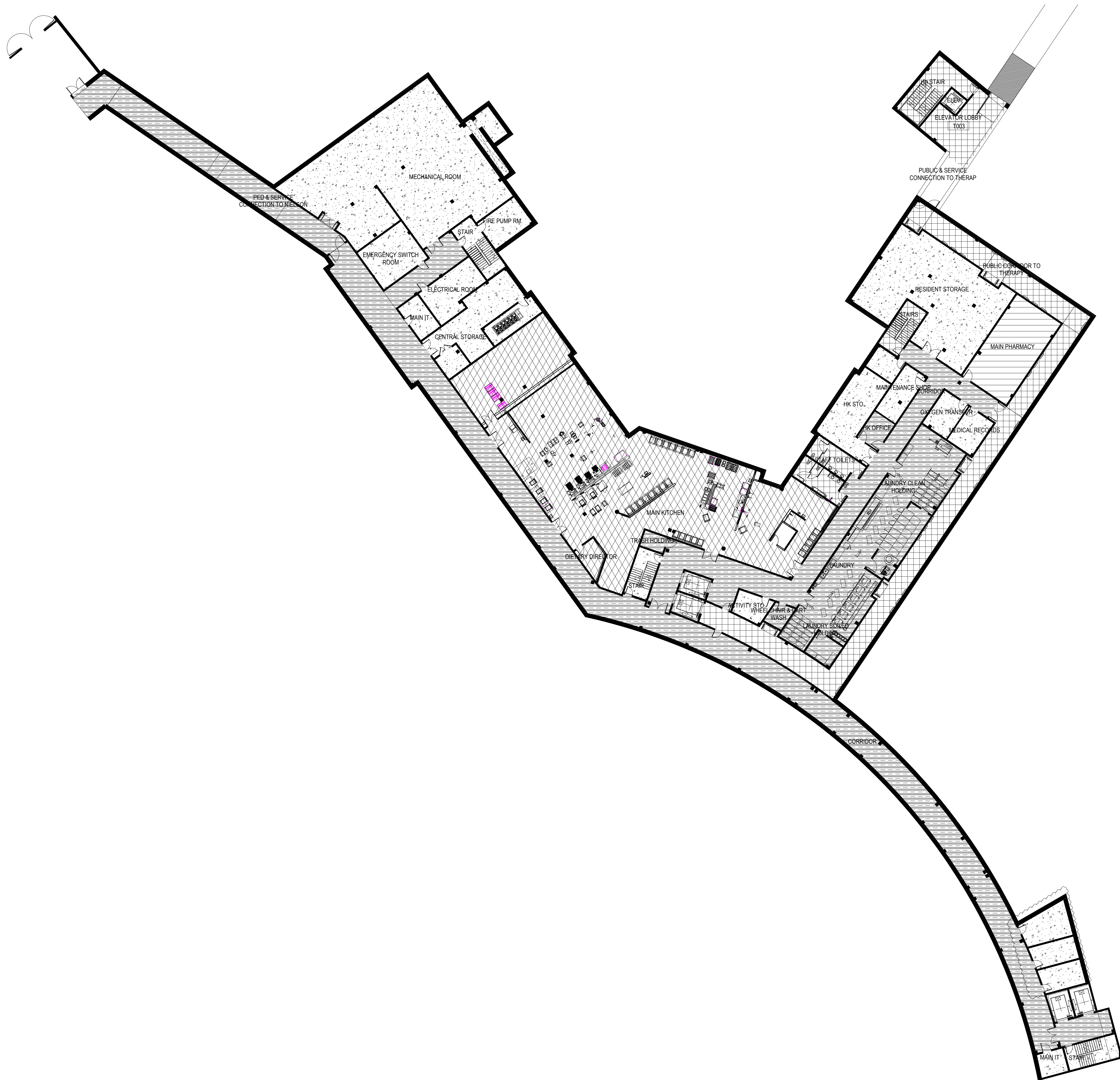


1 SEMI-PRIVATE UNIT

1/4" = 1'-0"





NO.	DATE	ISSUE	ISSUED FOR BRIDGING NOT FOR CONSTRUCTION	CIVIL / SITE:	STRUCTURAL:	ELECTRICAL:	FOOD & LAUNDRY SERVICE:	HISTORIC PRESERVATION:	PE PROJECT NO:	KEY PLAN:		SHEET TITLE:	PROJECT NO.
1	1/13/2020	AMENDMENT 3	Note: Design-Build Entity shall obtain and verify all dimensions and conditions at job site and be fully responsible for the same. Bridging drawings and narratives are provided for design intent. The design-build entity is responsible for the full design of a project that adheres to all, scope requirements, codes, state and federal regulations and guidelines.	DAVID MASON + ASSOCIATES 333 S. Desplaines Street, Suite 200 Chicago, IL 60661	DAVID MASON + ASSOCIATES 333 S. Desplaines Street, Suite 200 Chicago, IL 60661	WEBB ENGINEERING SERVICES INC 1400 S 3rd Street Suite 201 St. Louis, MO 63104	FOOD FACILITIES CONCEPTS, INC 110 Washington Avenue Suite 302 Carnegie, PA 15106	HP2S 213 W Institute Place Suite 502 Chicago, IL 60610	77550	PERKINS — EASTMAN 209 S LaSalle Street, Suite 400 Chicago, IL 60604 T: +1 312 755 1200 F: +1 312 755 1155		ENLARGED UNIT PLANS - SEMI-PRIVATE SUITE	040-010-115
				LANDSCAPE: HITCHCOCK DESIGN GROUP 22 E Chicago Avenue Suite 200A Naperville, IL 60540	HEATING, VENTILATION, PLUMBING & FIRE PROTECTION: BRIC PARTNERSHIP, LLC 100 E Washington Street Suite 220 Belleville, IL 62220	TECH. DATA, & SECURITY: SHEN MILSOM & WILKE 2 N Riverside Plaza Suite 1400 Chicago, IL 60606	GEOTECH & ENVIRONMENT: GSG CONSULTANTS, INC 2942 W VanBuren Chicago, IL 60612	REMEDICATION DESIGN: TROPICAL ENVIRONMENTAL, INC 1350 Chase Street Algonquin, IL 60102		State of Illinois JB PRITZKER, GOVERNOR Illinois Capital Development Board	PROJECT: NEW NURSING HOME & DOMICILIARY ILLINOIS VETERANS' HOME QUINCY	DATE: 11/11/2019 SHEET NO. L-A502 VOLUME: VOLUME 03 OF 4	



FLOOR FINISH LEGEND	
	LUXURY VINYL TILE
	PORCELAIN TILE
	QUARRY TILE
	SEALED CONCRETE
	EPOXY
	WALK-OFF MAT

1
1" = 20'-0"
0' 10' 20' 40' 60'
SCALE : 1" = 20'-0"

NO. DATE ISSUE			ISSUED FOR BRIDGING NOT FOR CONSTRUCTION			CIVIL / SITE:			STRUCTURAL:			ELECTRICAL:			FOOD & LAUNDRY SERVICE:			HISTORIC PRESERVATION:			PE PROJECT No: 77550			KEY PLAN:			 <div>State of Illinois</div> <div>JB PRITZKER, GOVERNOR</div> <div>Illinois Capital Development Board</div>			SHEET TITLE: BASEMENT FINISH PLAN			PROJECT NO. 040-010-115		
1 01/13/2020 AMENDMENT 3			Note: Design-Build Entity shall obtain and verify all dimensions and conditions at job site and be fully responsible for the same. Bridging drawings and narratives are provided for design intent. The design-build entity is responsible for the full design of a project that adheres to all, scope requirements, codes, state and federal regulations and guidelines.			DAVID MASON + ASSOCIATES 333 S. Desplaines Street, Suite 200 Chicago, IL 60661			DAVID MASON + ASSOCIATES 333 S. Desplaines Street, Suite 200 Chicago, IL 60661			WEBB ENGINEERING SERVICES INC 1400 S 3rd Street Suite 201 St Louis, MO 63104			FOOD FACILITIES CONCEPTS, INC 110 Washington Avenue Suite 302 Carnegie, PA 15106			HP2S 213 W Institute Place Suite 502 Chicago, IL 60610			PERKINS — EASTMAN 209 S LaSalle Street, Suite 400 Chicago, IL 60604 T: +1 312 755 1200 F: +1 312 755 1155									PROJECT: NEW NURSING HOME & DOMICILIARY			DATE: 11/11/2019		
						LANDSCAPE: HITCHCOCK DESIGN GROUP 22 E Chicago Avenue Suite 200A Naperville, IL 60540			HEATING, VENTILATION, PLUMBING & FIRE PROTECTION: BRIC PARTNERSHIP, LLC 100 E Washington Street Suite 220 Belleville, IL 62220			TECH, DATA, & SECURITY: SHEN MILSOM & WILKE 22 N Riverside Plaza Suite 1400 Chicago, IL 60606			GEOTECH & ENVIRONMENT: GSG CONSULTANTS, INC 2942 W VanBuren Chicago, IL 60612			REMEDIATION DESIGN: TROPICAL ENVIRONMENTAL, INC 1350 Chase Street Algonquin, IL 60102						SHEET NO. L-IN100			VOLUME: VOLUME 03 OF 4								
																											ILLINOIS VETERANS' HOME QUINCY								
																														1707 NORTH 12 STREET					
																														QUINCY, ADAMS COUNTY, ILLINOIS 62301					



GENERAL NOTES: FINISH PLAN

REFER TO A501 & A502 FOR UNIT FINISH PLANS

FLOOR FINISH LEGEND

- CARPET TILE
- LUXURY VINYL TILE
- PORCELAIN TILE
- QUARRY TILE
- SEALED CONCRETE
- EPOXY
- WALK-OFF MAT

1 FIRST FLOOR FINISH PLAN

1" = 20'-0"
SCALE: 1" = 20'-0"

NO. DATE		ISSUE
1	01/13/2020	AMENDMENT 3
NOT FOR CONSTRUCTION		
Note: Design-Build Entity shall obtain and verify all dimensions and conditions at job site and be fully responsible for the same. Bridging drawings and narratives are provided for design intent. The design-build entity is responsible for the full design of a project that adheres to all scope requirements, codes, state and federal regulations and guidelines.		
CIVIL / SITE: DAVID MASON + ASSOCIATES 333 S. Desplaines Street, Suite 200 Chicago, IL 60661		
STRUCTURAL: DAVID MASON + ASSOCIATES 333 S. Desplaines Street, Suite 200 Chicago, IL 60661		
ELECTRICAL: WEBB ENGINEERING SERVICES INC 1400 S 3rd Street Suite 201 St Louis, MO 63104		
FOOD & LAUNDRY SERVICE: FOOD FACILITIES CONCEPTS, INC 110 Washington Avenue Suite 302 Carnegie, PA 15106		
HISTORIC PRESERVATION: HPZS 213 W Institute Place Suite 502 Chicago, IL 60610		
PE PROJECT No: 77550		
PERKINS— EASTMAN		
209 S LaSalle Street, Suite 400 Chicago, IL 60604 T: +1 312 755 1200 F: +1 312 755 1155		
REMEDITATION DESIGN: TROPICAL ENVIRONMENTAL, INC 1350 Chase Street Algonquin, IL 60102		
TECH, DATA, & SECURITY: SHEN MILSOM & WILKE 2 N Riverside Plaza Suite 1400 Chicago, IL 60606		
GEOTECH & ENVIRONMENT: GSG CONSULTANTS, INC 2942 W VanBuren Chicago, IL 60612		
LANDSCAPE: HITCHCOCK DESIGN GROUP 22 E Chicago Avenue Suite 200A Naperville, IL 60540		
HEATING, VENTILATION, PLUMBING & FIRE PROTECTION: BRIC PARTNERSHIP, LLC 100 E Washington Street Suite 220 Belleville, IL 62220		
Capital Development Board Building a Better Illinois		
State of Illinois		
JB PRITZKER, GOVERNOR		
Illinois Capital Development Board		
SHEET TITLE: FIRST FLOOR FINISH PLAN		
PROJECT: NEW NURSING HOME & DOMICILIARY		
ILLINOIS VETERANS' HOME QUINCY		
1707 NORTH 12 STREET QUINCY, ADAMS COUNTY, ILLINOIS 62301		
PROJECT NO. 040-010-115		
DATE: 11/11/2019		
SHEET NO. L-IN101		
VOLUME: VOLUME 03 OF 4		



GENERAL NOTES: FINISH PLAN

REFER TO A501 & A502 FOR UNIT FINISH PLANS

FLOOR FINISH LEGEND

- CARPET TILE
- LUXURY VINYL TILE
- PORCELAIN TILE
- QUARRY TILE
- SEALED CONCRETE
- EPOXY

1 THIRD FLOOR FINISH PLAN
1" = 20'-0"
0' 15' 30' 60' 90'
SCALE: 1" = 30'-0"

NO. DATE ISSUE			ISSUED FOR BRIDGING NOT FOR CONSTRUCTION			CIVIL / SITE: DAVID MASON + ASSOCIATES 333 S. Desplaines Street, Suite 200 Chicago, IL 60661			STRUCTURAL: DAVID MASON + ASSOCIATES 333 S. Desplaines Street, Suite 200 Chicago, IL 60661			ELECTRICAL: WEBB ENGINEERING SERVICES INC 1400 S 3rd Street Suite 201 St Louis, MO 63104			FOOD & LAUNDRY SERVICE: FOOD FACILITIES CONCEPTS, INC 110 Washington Avenue Suite 302 Carnegie, PA 15106			HISTORIC PRESERVATION: HP2S 213 W Institute Place Suite 502 Chicago, IL 60610			PE PROJECT No: 77550			KEY PLAN: 			 State of Illinois JB PRITZKER, GOVERNOR Illinois Capital Development Board			SHEET TITLE: THIRD FLOOR FINISH PLAN			PROJECT NO: 040-010-115								
1 01/13/2020 AMENDMENT 3			Note: Design-Build Entity shall obtain and verify all dimensions and conditions at job site and be fully responsible for the same. Bridging drawings and narratives are provided for design intent. The design-build entity is responsible for the full design of a project that adheres to all, scope requirements, codes, state and federal regulations and guidelines.			LANDSCAPE: HITCHCOCK DESIGN GROUP 22 E Chicago Avenue Suite 200A Naperville, IL 60540			HEATING, VENTILATION, PLUMBING & FIRE PROTECTION: BRIC PARTNERSHIP, LLC 100 E Washington Street Suite 220 Belleville, IL 62220			TECH. DATA. & SECURITY: SHEN MILSOM & WILKE 22 N Riverside Plaza Suite 1400 Chicago, IL 60606			GEOTECH & ENVIRONMENT: G&G ENVIRONMENTAL, INC 2942 W VanBuren Chicago, IL 60612			REMEDICATION DESIGN: SHEN MILSOM & WILKE 1350 Chase Street Algonquin, IL 60102			PERKINS — EASTMAN 209 S LaSalle Street, Suite 400 Chicago, IL 60604 T: +1 312 755 1200 F: +1 312 755 1155									PROJECT: NEW NURSING HOME & DOMICILIARY ILLINOIS VETERANS' HOME QUINCY 1707 NORTH 12 STREET QUINCY, ADAMS COUNTY, ILLINOIS 62301			DATE: 11/11/2019			SHEET NO. L-IN103			VOLUME: VOLUME 03 OF 4		

GENERAL NOTES:

1. THE INTENT OF THIS DRAWING IS TO:

ON A PRELIMINARY BASIS, LOCATE PRIMARY, BUT NOT ALL, HVAC EQUIPMENT IN ROOMS AND ON THE ROOF. THE DESIGN BUILD ENTITY SHALL PROVIDE COMPLETE DESIGN FOR THOSE SPACES REQUIRING HEATING, VENTILATION, EXHAUST, AND AIR CONDITIONING NOT SHOWN ON THIS DRAWING.

ON A PRELIMINARY BASIS, SIZE AND ROUTE DUCT AND PIPING SYSTEMS IN A MANNER THAT ALLOWS ASSESSMENT OF PLENUM SPACE FOR HVAC PIPING, DOMESTIC WATER PLUMBING PIPING, SMALL CONDUITS, AND LIGHTING.

ANY SIZE SHOWN IS THE RESULT OF ENGINEERING CALCULATIONS CONDUCTED ON A PRELIMINARY BASIS.

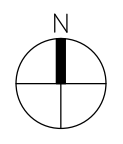
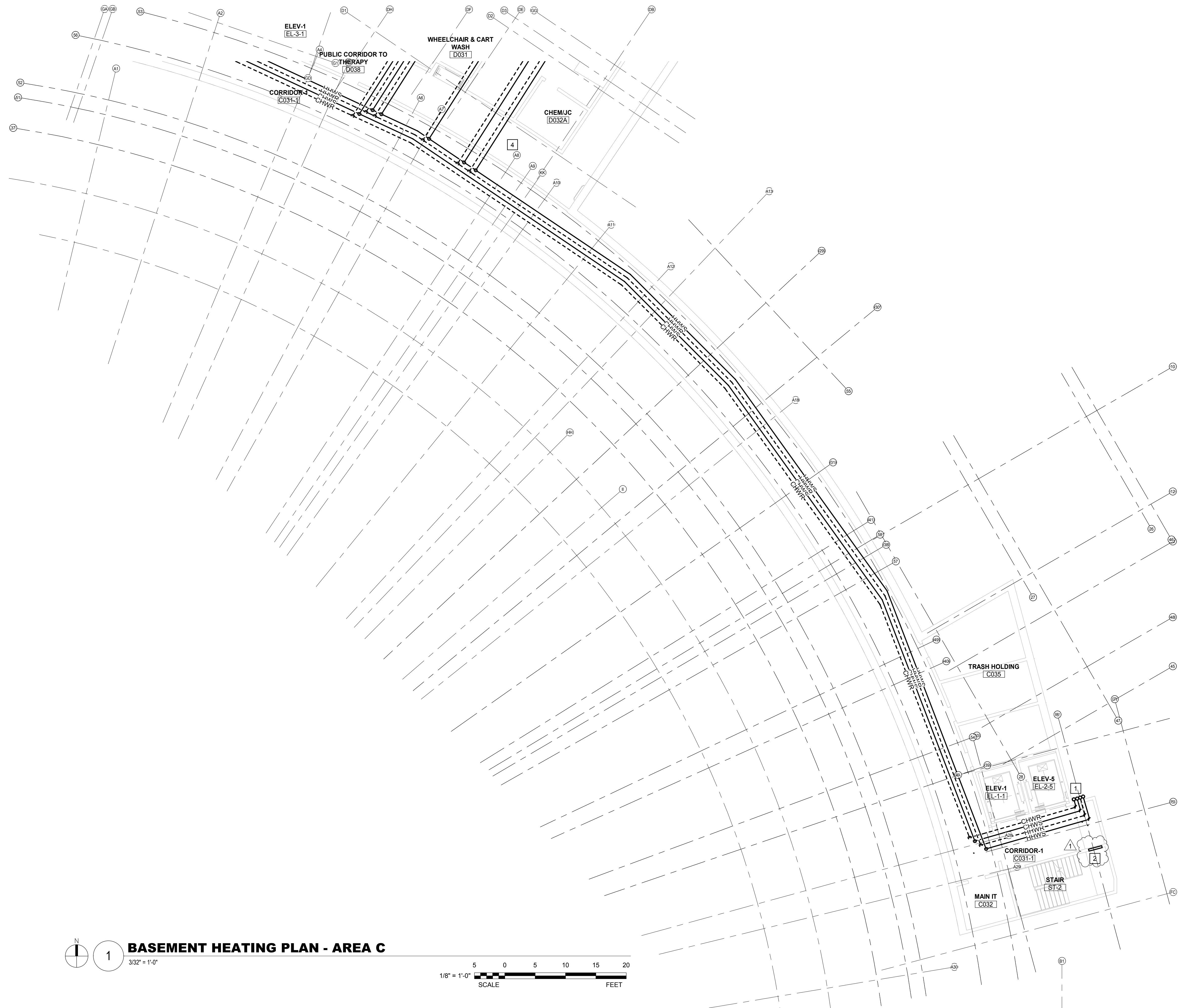
THE DESIGN BUILD ENTITY IS THE SINGLE POINT OF RESPONSIBILITY FOR ALL DESIGN DECISIONS AND DESIGN PRODUCTS.

REFER NARRATIVE FOR OTHER POSSIBLE SOLUTIONS AND RESPONSIBILITIES OF THE DESIGN BUILD ENTITY.

KEYED NOTES:

1 RISE TO FIRST, SECOND, THIRD AND FOURTH FLOORS, AREA A. REFER TO RESPECTIVE SHEETS FOR CONTINUATION.

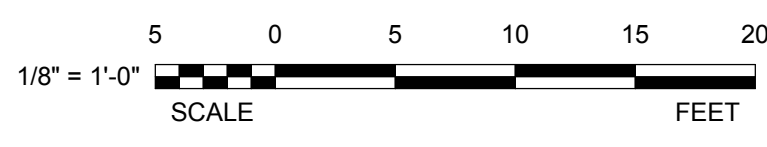
2 PROVIDE CABINET UNIT HEATER.



1

BASEMENT HEATING PLAN - AREA C

3/32" = 1'-0"



NO.	DATE	ISSUE
1	1/13/2020	AMENDMENT 3

ISSUED FOR BRIDGING NOT FOR CONSTRUCTION

Note: Design-Build Entity shall obtain and verify all dimensions and conditions at job site and be fully responsible for the same. Bridging drawings and narratives are provided for design intent. The design-build entity is responsible for the full design of a project that adheres to all, scope requirements, codes, state and federal regulations and guidelines.

CIVIL / SITE:
DAVID MASON + ASSOCIATES
464 N Milwaukee Avenue
Chicago, IL 60654

LANDSCAPE:
HITCHCOCK DESIGN GROUP
22 E Chicago Avenue
Suite 200A
Naperville, IL 60564

STRUCTURAL:
DAVID MASON + ASSOCIATES
464 N Milwaukee Avenue
Chicago, IL 60654

HEATING, VENTILATION, PLUMBING & FIRE PROTECTION:
BRIC PARTNERSHIP, LLC
100 E Washington Street
Suite 220
Belleville, IL 62220

ELECTRICAL:
WEBB ENGINEERING SERVICES INC
1400 S 3rd Street
Suite 201
St Louis, MO 63104

TECH, DATA, & SECURITY:
SHEN MILSOM & WILKE
22 E Chicago Avenue
Suite 1400
Chicago, IL 60606

FOOD & LAUNDRY SERVICE:
FOOD FACILITIES CONCEPTS, INC
110 Washington Avenue
Suite 302
Carnegie, PA 15106

GEOTECH & ENVIRONMENT:
GSG CONSULTANTS, INC
2942 W VanBuren
Chicago, IL 60612

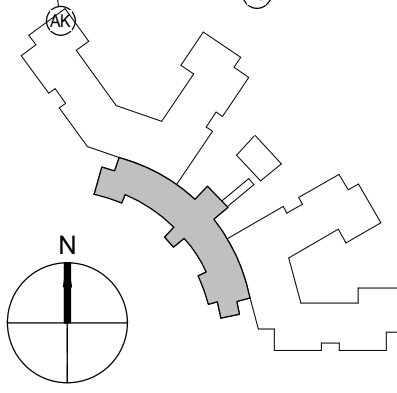
HISTORIC PRESERVATION:
HP2S
213 W Institute Place
Suite 502
Chicago, IL 60610

REMEDITATION DESIGN:
TROPICAL ENVIRONMENTAL, INC
1390 Chase Street
Algonquin, IL 60102

PE PROJECT No: 77550

PERKINS — EASTMAN
209 S LaSalle Street, Suite 400
Chicago, IL 60604
T: +1 312 755 1200
F: +1 312 755 1155

KEY PLAN:



State of Illinois

JB PRITZKER, GOVERNOR
Illinois Capital Development Board

SHEET TITLE:
BASEMENT HEATING PLAN - AREA C

PROJECT:
NEW NURSING HOME & DOMICILIARY
ILLINOIS VETERANS' HOME QUINCY
1707 NORTH 12 STREET
QUINCY, ADAMS COUNTY, ILLINOIS 62301

PROJECT NO.
040-010-115

DATE: 11/11/19

SHEET NO.

L-H100C

VOLUME: VOLUME 03 OF 4

GENERAL NOTES:

1. THE INTENT OF THIS DRAWING IS TO:

ON A PRELIMINARY BASIS, LOCATE PRIMARY, BUT NOT ALL, HVAC EQUIPMENT IN ROOMS AND ON THE ROOF. THE DESIGN BUILD ENTITY SHALL PROVIDE COMPLETE DESIGN FOR THOSE SPACES REQUIRING HEATING, VENTILATION, EXHAUST, AND AIR CONDITIONING NOT SHOWN ON THIS DRAWING.

ON A PRELIMINARY BASIS, SIZE AND ROUTE DUCT AND PIPING SYSTEMS IN A MANNER THAT ALLOWS ASSESSMENT OF PLENUM SPACE FOR HVAC PIPING, DOMESTIC WATER PLUMBING PIPING, SMALL CONDUITS, AND LIGHTING.

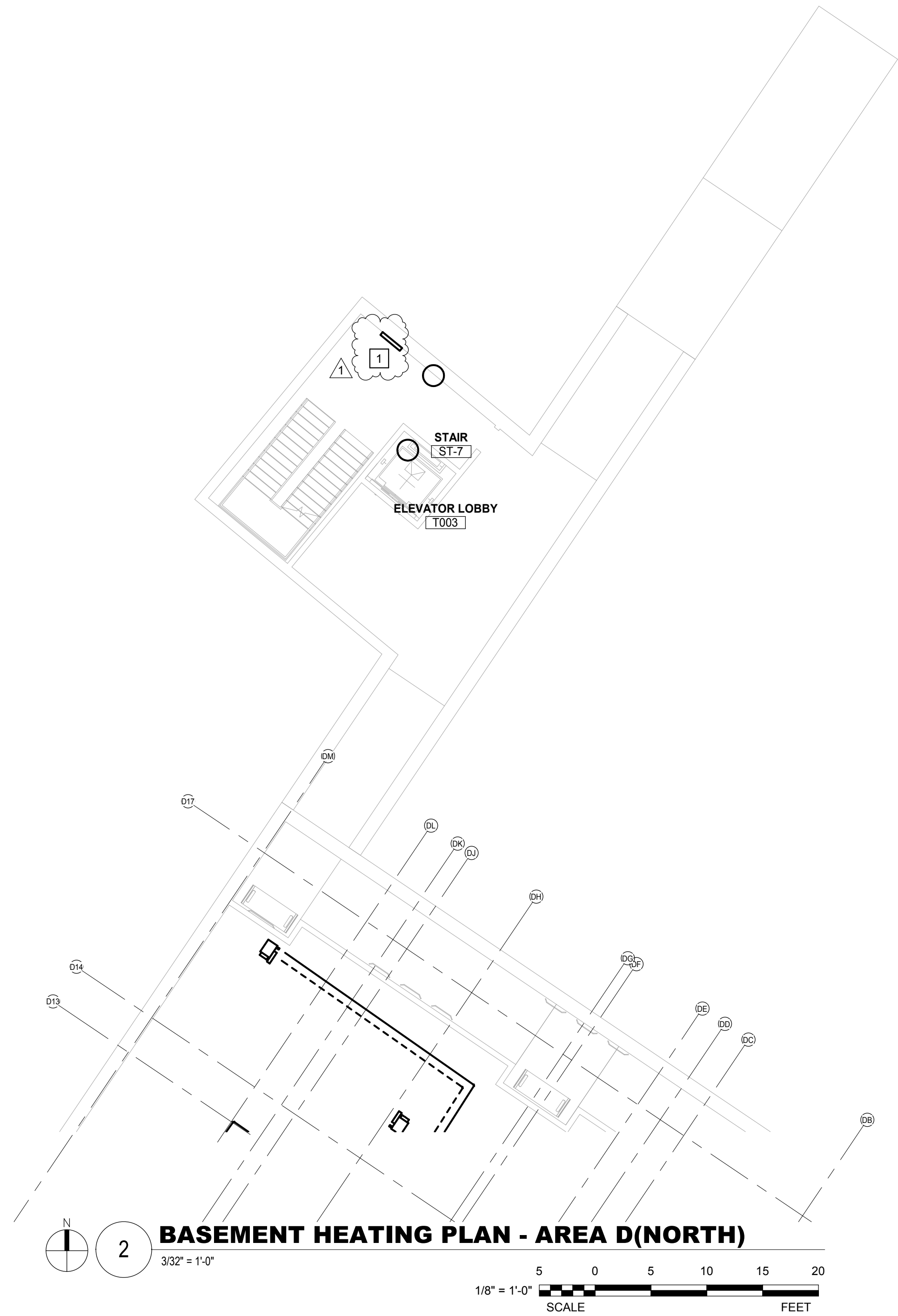
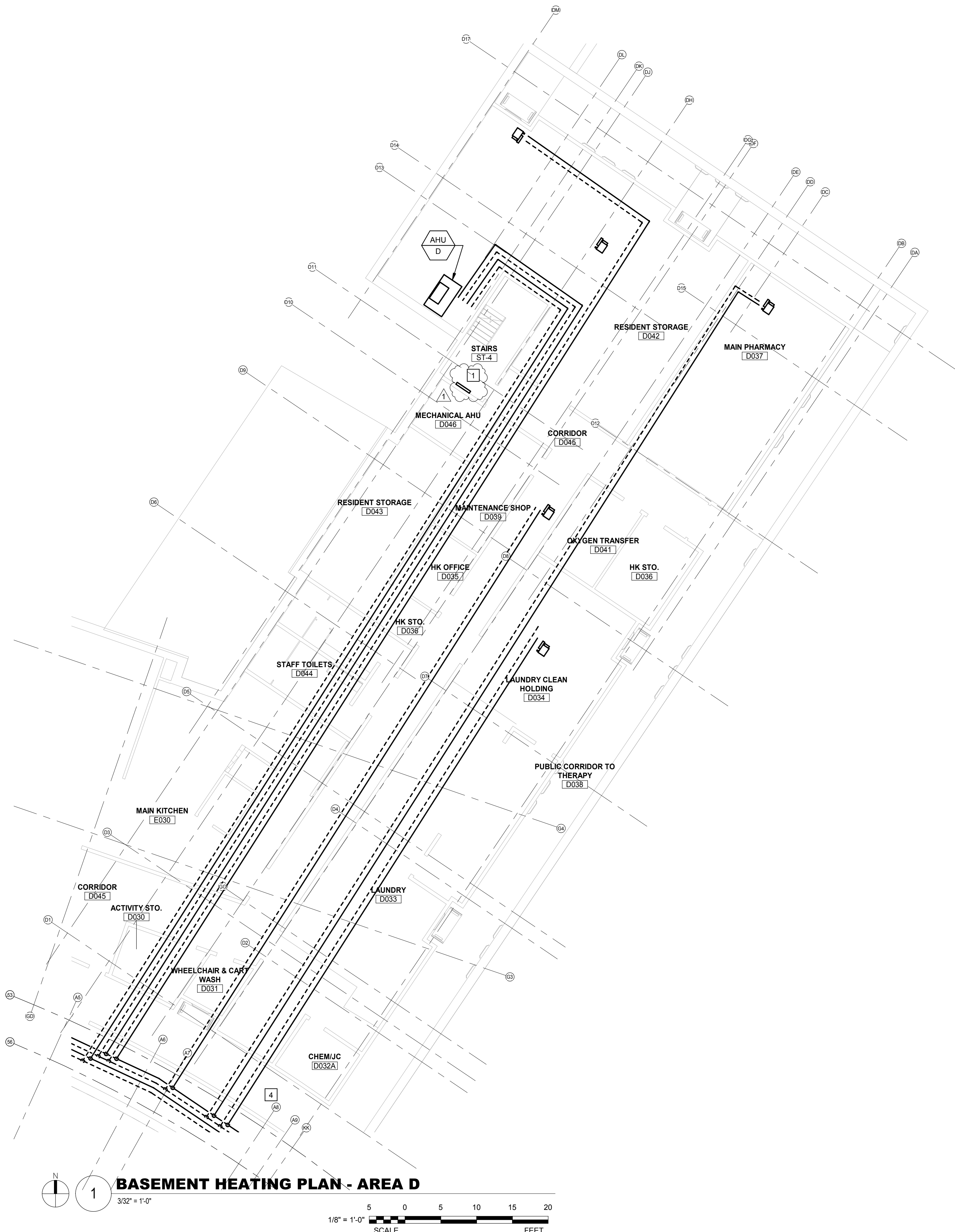
ANY SIZE SHOWN IS THE RESULT OF ENGINEERING CALCULATIONS CONDUCTED ON A PRELIMINARY BASIS.

THE DESIGN BUILD ENTITY IS THE SINGLE POINT OF RESPONSIBILITY FOR ALL DESIGN DECISIONS AND DESIGN PRODUCTS.

REFER NARRATIVE FOR OTHER POSSIBLE SOLUTIONS AND RESPONSIBILITIES OF THE DESIGN BUILD ENTITY.

KEYED NOTES:

1 PROVIDE CABINET UNIT HEATER.



NO. DATE ISSUE		ISSUED FOR BRIDGING NOT FOR CONSTRUCTION		CIVIL / SITE: DAVID MASON + ASSOCIATES 464 N Milwaukee Avenue Chicago, IL 60654		STRUCTURAL: DAVID MASON + ASSOCIATES 464 N Milwaukee Avenue Chicago, IL 60654		ELECTRICAL: WEBB ENGINEERING SERVICES INC 1400 S 3rd Street Suite 201 St Louis, MO 63104		FOOD & LAUNDRY SERVICE: FOOD FACILITIES CONCEPTS, INC 110 Washington Avenue Suite 302 Carnegie, PA 15106		HISTORIC PRESERVATION: HP2S 213 W Institute Place Suite 502 Chicago, IL 60610		PE PROJECT No: 77550		KEY PLAN: 				SHEET TITLE: BASEMENT HEATING PLAN - AREA D		PROJECT NO. 040-010-115	
1 1/13/2020 AMENDMENT 3		Note: Design Build Entity shall obtain and verify all dimensions and conditions at job site and be fully responsible for the same. Bridging drawings and narratives are provided for design intent. The design-build entity is responsible for the full design of a project that adheres to all, scope requirements, codes, state and federal regulations and guidelines.		LANDSCAPE: HITCHCOCK DESIGN GROUP 22 E Chicago Avenue Suite 200A Naperville, IL 60540		HEATING, VENTILATION, PLUMBING & FIRE PROTECTION: BRIC PARTNERSHIP, LLC 100 E Washington Street Suite 220 Belleville, IL 62220		TECH, DATA, & SECURITY: SHEN MILSOM & WILKE 2 N Riverside Plaza Suite 1460 Chicago, IL 60606		GEOTECH & ENVIRONMENT: GSG CONSULTANTS, INC 2942 W VanBuren Chicago, IL 60612		REMEDICATION DESIGN: TROPICAL ENVIRONMENTAL, INC 1350 Chase Street Algonquin, IL 60102		209 S LaSalle Street, Suite 400 Chicago, IL 60604 T: +1 312 755 1200 F: +1 312 755 1155				State of Illinois JB PRITZKER, GOVERNOR Illinois Capital Development Board		PROJECT: NEW NURSING HOME & DOMICILIARY ILLINOIS VETERANS' HOME QUINCY 1707 NORTH 12 STREET QUINCY, ADAMS COUNTY, ILLINOIS 62301		DATE: 11/11/19 SHEET NO. L-H100D VOLUME: VOLUME 03 OF 4	



GENERAL NOTES:

1. THE INTENT OF THIS DRAWING IS TO:

ON A PRELIMINARY BASIS, LOCATE PRIMARY, BUT NOT ALL, HVAC EQUIPMENT IN ROOMS AND ON THE ROOF. THE DESIGN BUILD ENTITY SHALL PROVIDE COMPLETE DESIGN FOR THOSE SPACES REQUIRING HEATING, VENTILATION, EXHAUST, AND AIR CONDITIONING NOT SHOWN ON THIS DRAWING.

ON A PRELIMINARY BASIS, SIZE AND ROUTE DUCT AND PIPING SYSTEMS IN A MANNER THAT ALLOWS ASSESSMENT OF PLENUM SPACE FOR HVAC PIPING, DOMESTIC WATER PLUMBING PIPING, SMALL CONDUITS, AND LIGHTING.

ANY SIZE SHOWN IS THE RESULT OF ENGINEERING CALCULATIONS CONDUCTED ON A PRELIMINARY BASIS.

THE DESIGN BUILD ENTITY IS THE SINGLE POINT OF RESPONSIBILITY FOR ALL DESIGN DECISIONS AND DESIGN PRODUCTS.

REFER NARRATIVE FOR OTHER POSSIBLE SOLUTIONS AND RESPONSIBILITIES OF THE DESIGN BUILD ENTITY.

KEYED NOTES:

1 REFER ENLARGED MECHANICAL ROOM E037, SHEET L-H201.

2 REFER TO NARRATIVE FOR APPROACH TO COOLING ELECTRICAL AND IT ROOMS (TYPICAL ALL SUCH ROOMS).

3 RISE TO FIRST, SECOND AND THIRD FLOORS, AREA D. REFER TO RESPECTIVE SHEETS FOR CONTINUATION.

4 REFER TO SHEET L-H100D FOR CONTINUATION.

5 PROVIDE CABINET UNIT HEATER.

NO.	DATE	ISSUE
1	1/13/2020	AMENDMENT 3

ISSUED FOR BRIDGING NOT FOR CONSTRUCTION

Note: Design-Build Entity shall obtain and verify all dimensions and conditions at job site and be fully responsible for the same. Bridging drawings and narratives are provided for design intent. The design-build entity is responsible for the full design of a project that adheres to all, scope requirements, codes, state and federal regulations and guidelines.

CIVIL / SITE:
DAVID MASON + ASSOCIATES
464 N Milwaukee Avenue
Chicago, IL 60654

STRUCTURAL:
DAVID MASON + ASSOCIATES
464 N Milwaukee Avenue
Chicago, IL 60654

LANDSCAPE:
HITCHCOCK DESIGN GROUP
22 E Chicago Avenue
Suite 200A
Naperville, IL 60540

HEATING, VENTILATION, PLUMBING & FIRE PROTECTION:
BRIC PARTNERSHIP, LLC
100 E Washington Street
Suite 220
Belleville, IL 62220

ELECTRICAL:
WEBB ENGINEERING SERVICES INC
1400 S 3rd Street
Suite 201
St Louis, MO 63104

TECH, DATA, & SECURITY:
SHEN MILSOM & WILKE
2 N Riverside Plaza
Suite 1400
Chicago, IL 60606

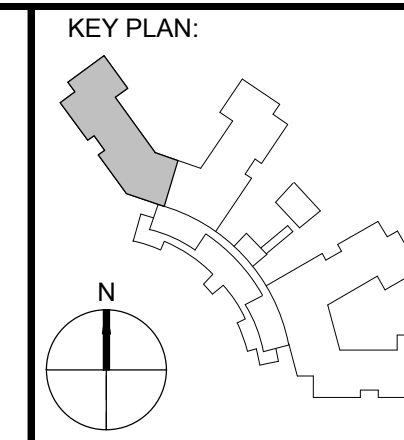
FOOD & LAUNDRY SERVICE:
HP2S
213 W Institute Place
Suite 502
Chicago, IL 60610

GEOTECH & ENVIRONMENT:
GSG CONSULTANTS, INC
1390 Chase Street
Algonquin, IL 60102

HISTORIC PRESERVATION:
REMEDITATION DESIGN:
TROPICAL ENVIRONMENTAL, INC
1390 Chase Street
Algonquin, IL 60102

PE PROJECT No: 77550


PERKINS EASTMAN
209 S LaSalle Street, Suite 400
Chicago, IL 60604
T: +1 312 755 1200
F: +1 312 755 1155



State of Illinois

JB PRITZKER, GOVERNOR

Illinois Capital Development Board



SHEET TITLE:
BASEMENT HEATING PLAN - AREA E

PROJECT:
NEW NURSING HOME & DOMICILIARY
ILLINOIS VETERANS' HOME QUINCY
1707 NORTH 12 STREET
QUINCY, ADAMS COUNTY, ILLINOIS 62301

PROJECT NO.
040-010-115

DATE:
11/11/19

SHEET NO.
L-H100E

VOLUME: VOLUME 03 OF 4

GENERAL NOTES:

1. THE INTENT OF THIS DRAWING IS TO:
- ON A PRELIMINARY BASIS, LOCATE PRIMARY, BUT NOT ALL, HVAC EQUIPMENT IN ROOMS AND ON THE ROOF. THE DESIGN BUILD ENTITY SHALL PROVIDE COMPLETE DESIGN FOR THOSE SPACES REQUIRING HEATING, VENTILATION, EXHAUST, AND AIR CONDITIONING NOT SHOWN ON THIS DRAWING.
 - ON A PRELIMINARY BASIS, SIZE AND ROUTE DUCT AND PIPING SYSTEMS IN A MANNER THAT ALLOWS ASSESSMENT OF PLENUM SPACE FOR HVAC PIPING, DOMESTIC WATER PLUMBING PIPING, SMALL CONDUITS, AND LIGHTING.

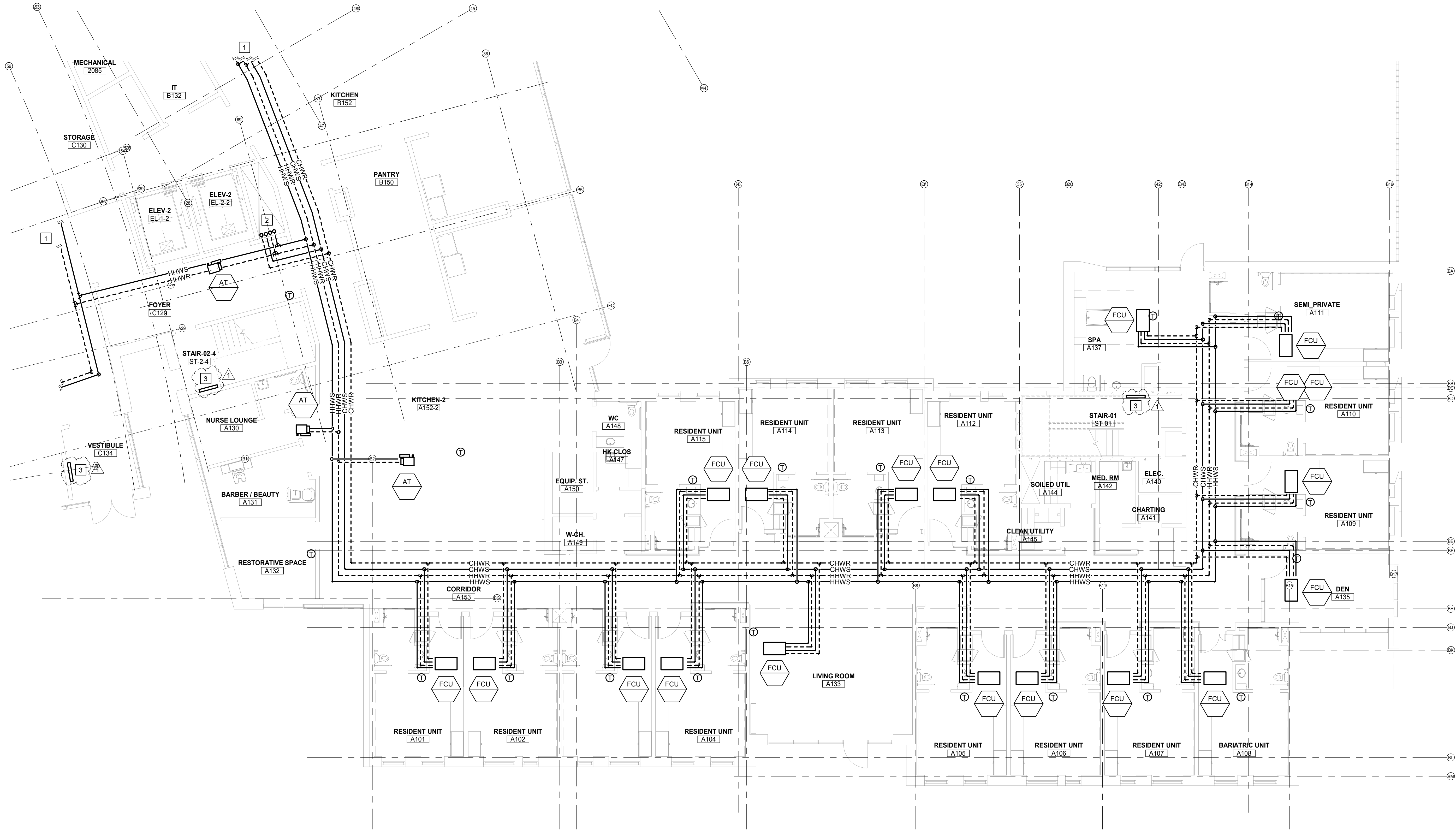
ANY SIZE SHOWN IS THE RESULT OF ENGINEERING CALCULATIONS CONDUCTED ON A PRELIMINARY BASIS.

THE DESIGN BUILD ENTITY IS THE SINGLE POINT OF RESPONSIBILITY FOR ALL DESIGN DECISIONS AND DESIGN PRODUCTS.

REFER NARRATIVE FOR OTHER POSSIBLE SOLUTIONS AND RESPONSIBILITIES OF THE DESIGN BUILD ENTITY.

KEYED NOTES:

- 1 REFER TO SHEET L-H101B FOR CONTINUATION.
- 2 RISERS FROM BASEMENT.
- 3 PROVIDE CABINET UNIT HEATER.





FIRST FLOOR HEATING PLAN - AREA A

1/8" = 1'-0"

5 0 5 10 15 20

1/8" = 1'-0"

SCALE FEET

NO. DATE		ISSUE	ISSUED FOR BRIDGING NOT FOR CONSTRUCTION	CIVIL / SITE: DAVID MASON + ASSOCIATES 464 N Milwaukee Avenue Chicago, IL 60654	STRUCTURAL: DAVID MASON + ASSOCIATES 464 N Milwaukee Avenue Chicago, IL 60654	ELECTRICAL: WEBB ENGINEERING SERVICES INC 1404 S 3rd Street Suite 201 St Louis, MO 63104	FOOD & LAUNDRY SERVICE: FOOD FACILITIES CONCEPTS, INC 1404 S 3rd Street Suite 502 Carnegie, PA 15106	HISTORIC PRESERVATION: HP2S 113 W Institute Place Suite 502 Chicago, IL 60610	PE PROJECT No: 77550	KEY PLAN: 	State of Illinois JB PRITZKER, GOVERNOR Illinois Capital Development Board	SHEET TITLE: FIRST FLOOR HEATING PLAN - AREA A	PROJECT NO: 040-010-115
1 1/13/2020		AMENDMENT 3	Note: Design-Build Entity shall obtain and verify all dimensions and conditions at job site and be fully responsible for the same. Bridging drawings and narratives are provided for design intent. The design-build entity is responsible for the full design of a project that adheres to all, scope requirements, codes, state and federal regulations and guidelines.	LANDSCAPE: HITCHCOCK DESIGN GROUP 22 E Chicago Avenue Suite 200A Naperville, IL 60540	HEATING, VENTILATION, PLUMBING & FIRE PROTECTION: BRIC PARTNERSHIP, LLC 100 E Washington Street Suite 220 Belleville, IL 62220	TECH, DATA, & SECURITY: SHEN MILSOM & WILKE 22 N Riverside Plaza Suite 1460 Chicago, IL 60606	GEOTECH & ENVIRONMENT: GSG CONSULTANTS, INC 2942 W VanBuren Chicago, IL 60612	REMEDIATION DESIGN: TROPICAL ENVIRONMENTAL, INC 1350 Chase Street Algonquin, IL 60102	209 S LaSalle Street, Suite 400 Chicago, IL 60604 T: +1 312 755 1200 F: +1 312 755 1155			PROJECT: NEW NURSING HOME & DOMICILIARY	DATE: 11/11/19
												SHEET NO. L-H101A	
												ILLINOIS VETERANS' HOME QUINCY 1707 NORTH 12 STREET QUINCY, ADAMS COUNTY, ILLINOIS 62301	
												VOLUME: VOLUME 03 OF 4	

GENERAL NOTES:

1. THE INTENT OF THIS DRAWING IS TO:
- ON A PRELIMINARY BASIS, LOCATE PRIMARY, BUT NOT ALL, HVAC EQUIPMENT IN ROOMS AND ON THE ROOF. THE DESIGN BUILD ENTITY SHALL PROVIDE COMPLETE DESIGN FOR THOSE SPACES REQUIRING HEATING, VENTILATION, EXHAUST, AND AIR CONDITIONING NOT SHOWN ON THIS DRAWING.
- ON A PRELIMINARY BASIS, SIZE AND ROUTE DUCT AND PIPING SYSTEMS IN A MANNER THAT ALLOWS ASSESSMENT OF PLENUM SPACE FOR HVAC PIPING, DOMESTIC WATER PLUMBING PIPING, SMALL CONDUITS, AND LIGHTING.

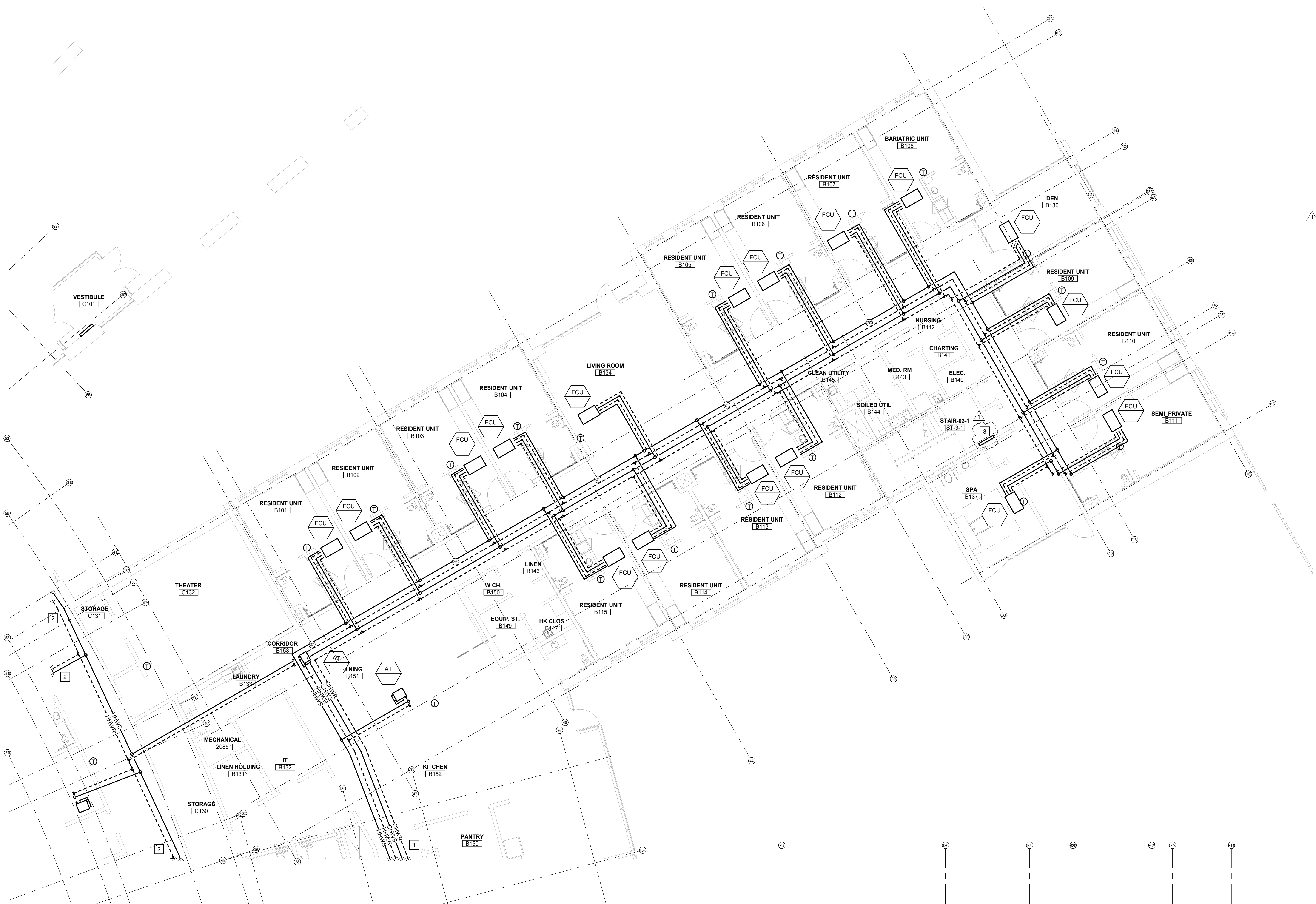
ANY SIZE SHOWN IS THE RESULT OF ENGINEERING CALCULATIONS CONDUCTED ON A PRELIMINARY BASIS.

THE DESIGN BUILD ENTITY IS THE SINGLE POINT OF RESPONSIBILITY FOR ALL DESIGN DECISIONS AND DESIGN PRODUCTS.

REFER NARRATIVE FOR OTHER POSSIBLE SOLUTIONS AND RESPONSIBILITIES OF THE DESIGN BUILD ENTITY.

KEYED NOTES:

- 1 REFER TO SHEET L-H101A FOR CONTINUATION.
- 2 REFER TO SHEET L-H101C FOR CONTINUATION.
- 3 PROVIDE CABINET UNIT HEATER.



FIRST FLOOR HEATING PLAN - AREA B

1/8" = 1'-0"

SCALE

FEET

NO.	DATE	ISSUE
1	1/13/2020	AMENDMENT 3

ISSUED FOR BRIDGING NOT FOR CONSTRUCTION

Note: Design-Build Entity shall obtain and verify all dimensions and conditions at job site and be fully responsible for the same. Bridging drawings and narratives are provided for design intent. The design-build entity is responsible for the full design of a project that adheres to all, scope requirements, codes, state and federal regulations and guidelines.

CIVIL / SITE:
DAVID MASON + ASSOCIATES
464 N Milwaukee Avenue
Chicago, IL 60654

LANDSCAPE:
HITCHCOCK DESIGN GROUP
22 E Chicago Avenue
Suite 200A
Naperville, IL 60540

STRUCTURAL:
DAVID MASON + ASSOCIATES
464 N Milwaukee Avenue
Chicago, IL 60654

HEATING, VENTILATION,
PLUMBING & FIRE PROTECTION:
BRIC PARTNERSHIP, LLC
100 E Washington Street
Suite 220
Belleville, IL 62220

ELECTRICAL:
WEBB ENGINEERING SERVICES INC
1400 S 3rd Street
Suite 201
St Louis, MO 63104

TECH, DATA, & SECURITY:
SHEN MILSOM & WILKE
22 E Chicago Avenue
Suite 1400
Chicago, IL 60606

FOOD & LAUNDRY SERVICE:
FOOD FACILITIES CONCEPTS, INC
110 Washington Avenue
Suite 302
Carnegie, PA 15106


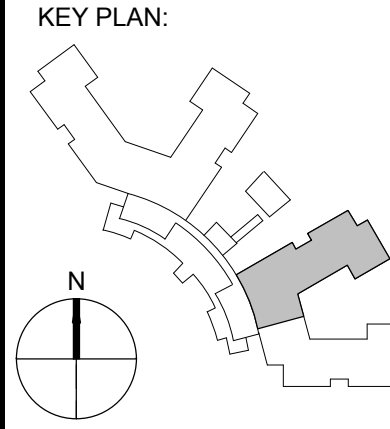
GEO TECH & ENVIRONMENT:
GSG CONSULTANTS, INC
1350 Chase Street
Algonquin, IL 60102

HISTORIC PRESERVATION:
HP2S
213 W Institute Place
Suite 502
Chicago, IL 60610

REMEDITATION DESIGN:
TROPICAL ENVIRONMENTAL, INC
1350 Chase Street
Algonquin, IL 60102

PE PROJECT No: 77550

PERKINS — EASTMAN
209 S LaSalle Street, Suite 400
Chicago, IL 60604
T: +1 312 755 1200
F: +1 312 755 1155



State of Illinois

JB PRITZKER, GOVERNOR

Illinois Capital Development Board

SHEET TITLE:
FIRST FLOOR HEATING PLAN - AREA B

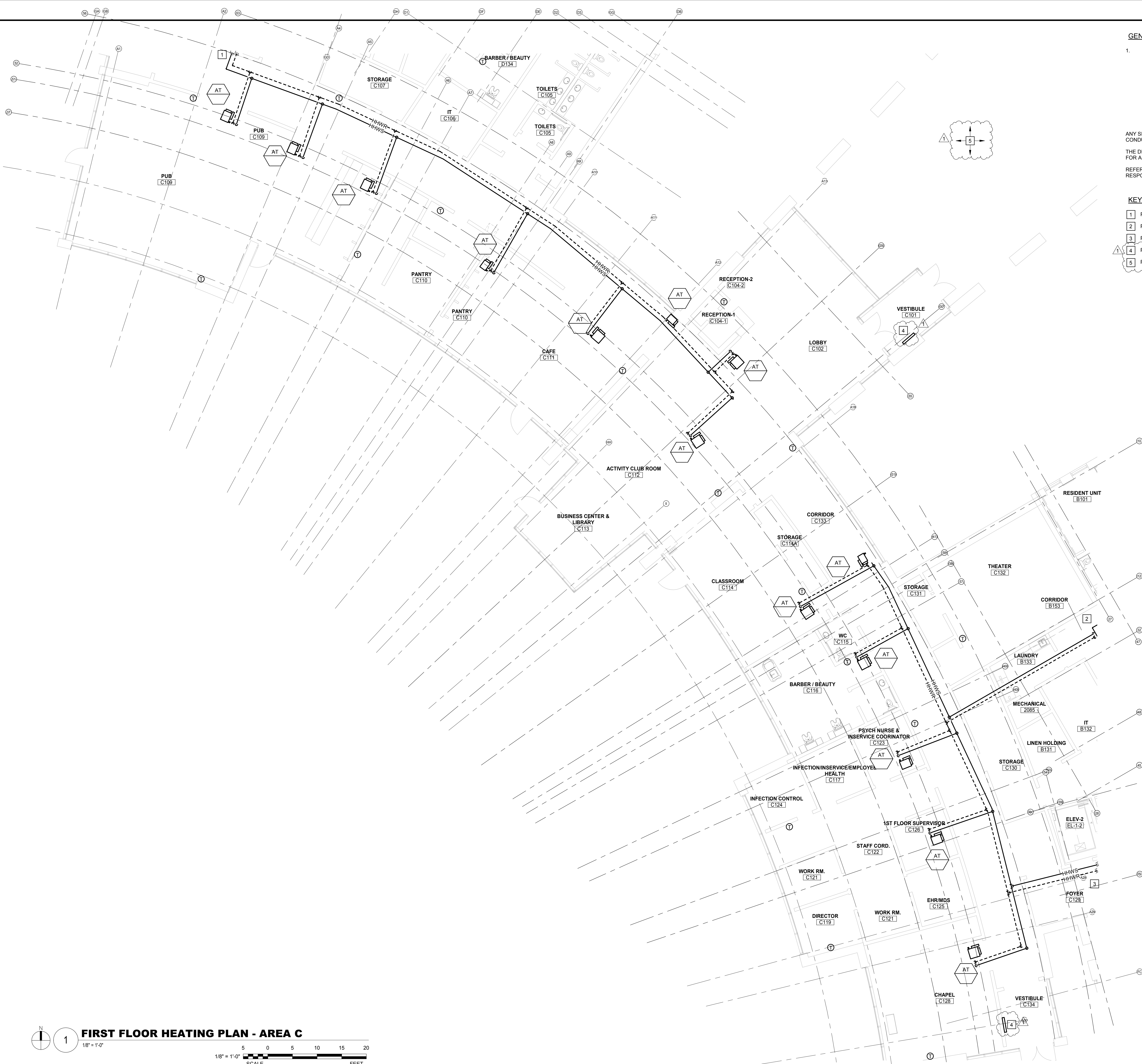
PROJECT:
NEW NURSING HOME & DOMICILIARY
ILLINOIS VETERANS' HOME QUINCY
1707 NORTH 12 STREET
QUINCY, ADAMS COUNTY, ILLINOIS 62301

PROJECT NO.
040-010-115

DATE:
11/11/19

SHEET NO.
L-H101B

VOLUME: VOLUME 03 OF 4



GENERAL NOTES:

1. THE INTENT OF THIS DRAWING IS TO:
- ON A PRELIMINARY BASIS, LOCATE PRIMARY, BUT NOT ALL, HVAC EQUIPMENT IN ROOMS AND ON THE ROOF. THE DESIGN BUILD ENTITY SHALL PROVIDE COMPLETE DESIGN FOR THOSE SPACES REQUIRING HEATING, VENTILATION, EXHAUST, AND AIR CONDITIONING NOT SHOWN ON THIS DRAWING.
- ON A PRELIMINARY BASIS, SIZE AND ROUTE DUCT AND PIPING SYSTEMS IN A MANNER THAT ALLOWS ASSESSMENT OF PLENUM SPACE FOR HVAC PIPING, DOMESTIC WATER PLUMBING PIPING, SMALL CONDUITS, AND LIGHTING.
- ANY SIZE SHOWN IS THE RESULT OF ENGINEERING CALCULATIONS CONDUCTED ON A PRELIMINARY BASIS.
- THE DESIGN BUILD ENTITY IS THE SINGLE POINT OF RESPONSIBILITY FOR ALL DESIGN DECISIONS AND DESIGN PRODUCTS.
- REFER NARRATIVE FOR OTHER POSSIBLE SOLUTIONS AND RESPONSIBILITIES OF THE DESIGN BUILD ENTITY.

KEYED NOTES:

- 1 REFER TO SHEET L-H101E FOR CONTINUATION.
- 2 REFER TO SHEET L-H101B FOR CONTINUATION.
- 3 REFER TO SHEET L-H101A FOR CONTINUATION.
- 4 PROVIDE CABINET UNIT HEATER.
- 5 PROVIDE RADIANT HEATERS UNDER COVERED WALK WAY.

FIRST FLOOR HEATING PLAN - AREA C



1/8" = 1'-0"

5 0 5 10 15 20

1/8" = 1'-0"

SCALE

FEET

NO. DATE ISSUE			ISSUED FOR BRIDGING NOT FOR CONSTRUCTION	CIVIL / SITE: DAVID MASON + ASSOCIATES 464 N Milwaukee Avenue Chicago, IL 60654	STRUCTURAL: DAVID MASON + ASSOCIATES 464 N Milwaukee Avenue Chicago, IL 60654	ELECTRICAL: WEBB ENGINEERING SERVICES INC 1400 S 3rd Street Suite 201 St Louis, MO 63104	FOOD & LAUNDRY SERVICE: HP2S 213 W Institute Place Suite 502 Chicago, IL 60610	HISTORIC PRESERVATION: HP2S 213 W Institute Place Suite 502 Chicago, IL 60610	PE PROJECT No: 77550	KEY PLAN: 	 JB PRITZKER, GOVERNOR Illinois Capital Development Board	SHEET TITLE: FIRST FLOOR HEATING PLAN - AREA C	PROJECT NO: 040-010-115
1 1/13/2020 AMENDMENT 3			Note: Design-Build Entity shall obtain and verify all dimensions and conditions at job site and be fully responsible for the same. Bridging drawings and narratives are provided for design intent. The design-build entity is responsible for the full design of a project that adheres to all, scope requirements, codes, state and federal regulations and guidelines.	LANDSCAPE: HITCHCOCK DESIGN GROUP 22 E Chicago Avenue Suite 200A Naperville, IL 60540	HEATING, VENTILATION, PLUMBING & FIRE PROTECTION: BRIC PARTNERSHIP, LLC 100 E Washington Street Suite 220 Belleville, IL 62220	TECH, DATA, & SECURITY: SHEN MILSOM & WILKE 2 N Riverside Plaza Suite 1400 Chicago, IL 60606	GEOTECH & ENVIRONMENT: GSG CONSULTANTS, INC 2942 W VanBuren Chicago, IL 60612	REMEDITATION DESIGN: TROPICAL ENVIRONMENTAL, INC 1350 Chase Street Algonquin, IL 60102	209 S LaSalle Street, Suite 400 Chicago, IL 60604 T: +1 312 755 1200 F: +1 312 755 1155			PROJECT: NEW NURSING HOME & DOMICILIARY	DATE: 11/11/19
												ILLINOIS VETERANS' HOME QUINCY	SHEET NO.
												1707 NORTH 12 STREET QUINCY, ADAMS COUNTY, ILLINOIS 62301	L-H101C
												VOLUME: VOLUME 03 OF 4	

GENERAL NOTES:

1. THE INTENT OF THIS DRAWING IS TO:

ON A PRELIMINARY BASIS, LOCATE PRIMARY, BUT NOT ALL, HVAC EQUIPMENT IN ROOMS AND ON THE ROOF. THE DESIGN BUILD ENTITY SHALL PROVIDE COMPLETE DESIGN FOR THOSE SPACES REQUIRING HEATING, VENTILATION, EXHAUST, AND AIR CONDITIONING NOT SHOWN ON THIS DRAWING.

ON A PRELIMINARY BASIS, SIZE AND ROUTE DUCT AND PIPING SYSTEMS IN A MANNER THAT ALLOWS ASSESSMENT OF PLENUM SPACE FOR HVAC PIPING, DOMESTIC WATER PLUMBING PIPING, SMALL CONDUITS, AND LIGHTING.

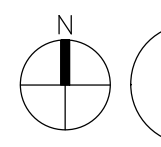
ANY SIZE SHOWN IS THE RESULT OF ENGINEERING CALCULATIONS CONDUCTED ON A PRELIMINARY BASIS.

THE DESIGN BUILD ENTITY IS THE SINGLE POINT OF RESPONSIBILITY FOR ALL DESIGN DECISIONS AND DESIGN PRODUCTS.

REFER NARRATIVE FOR OTHER POSSIBLE SOLUTIONS AND RESPONSIBILITIES OF THE DESIGN BUILD ENTITY.

KEYED NOTES:

- 1 REFER TO SHEET L-H101E FOR CONTINUATION.
2 PROVIDE CABINET UNIT HEATER.



FIRST FLOOR HEATING PLAN - AREA D

1/8" = 1'-0"

1/8" = 1'-0"
SCALE
0 5 10 15 20
FEET

NO.	DATE	ISSUE
1	1/13/2020	AMENDMENT 3

ISSUED FOR BRIDGING
NOT FOR CONSTRUCTION

Note: Design-Build Entity shall obtain and verify all dimensions and conditions at job site and be fully responsible for the same. Bridging drawings and narratives are provided for design intent. The design-build entity is responsible for the full design of a project that adheres to all, scope requirements, codes, state and federal regulations and guidelines.

CIVIL / SITE:
DAVID MASON + ASSOCIATES
464 N Milwaukee Avenue
Chicago, IL 60654

LANDSCAPE:
HITCHCOCK DESIGN GROUP
22 E Chicago Avenue
Suite 200A
Naperville, IL 60540

STRUCTURAL:
DAVID MASON + ASSOCIATES
464 N Milwaukee Avenue
Chicago, IL 60654

HEATING, VENTILATION,
PLUMBING & FIRE PROTECTION:
BRIC PARTNERSHIP, LLC
100 E Washington Street
Suite 220
Belleville, IL 62220

ELECTRICAL:
WEBB ENGINEERING SERVICES INC
1400 S 3rd Street
Suite 201
St. Louis, MO 63104

TECH. DATA, & SECURITY:
SHEN MILSOM & WILKE
2 N Riverside Plaza
Suite 1400
Chicago, IL 60606

FOOD & LAUNDRY SERVICE:
FOOD FACILITIES CONCEPTS, INC
110 Washington Avenue
Suite 302
Carnegie, PA 15106

GEOTECH & ENVIRONMENT:
GSG CONSULTANTS, INC
2942 W VanBuren
Chicago, IL 60612


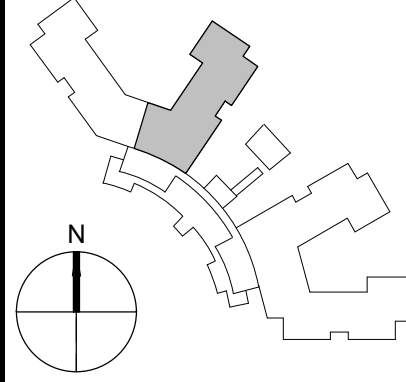
HISTORIC PRESERVATION:
HP2S
213 W Institute Place
Suite 502
Chicago, IL 60610

REMEDITATION DESIGN:
TROPICAL ENVIRONMENTAL, INC
1390 Chase Street
Algonquin, IL 60102

PE PROJECT NO: 77550

PERKINS — EASTMAN
209 S LaSalle Street, Suite 400
Chicago, IL 60604
T: +1 312 755 1200
F: +1 312 755 1155

KEY PLAN:



State of Illinois
JB PRITZKER, GOVERNOR
Illinois Capital Development Board

SHEET TITLE:
FIRST FLOOR HEATING PLAN - AREA D

PROJECT:
NEW NURSING HOME & DOMICILIARY
ILLINOIS VETERANS' HOME QUINCY
1707 NORTH 12 STREET
QUINCY, ADAMS COUNTY, ILLINOIS 62301

PROJECT NO.
040-010-115

DATE: 11/11/19

SHEET NO.

L-H101D

VOLUME: VOLUME 03 OF 4

1. THE INTENT OF THIS DRAWING IS TO:

ON A PRELIMINARY BASIS, LOCATE PRIMARY, BUT NOT ALL, HVAC EQUIPMENT IN ROOMS AND ON THE ROOF. THE DESIGN BUILD ENTITY SHALL PROVIDE COMPLETE DESIGN FOR THOSE SPACES REQUIRING HEATING, VENTILATION, EXHAUST, AND AIR CONDITIONING NOT SHOWN ON THIS DRAWING.

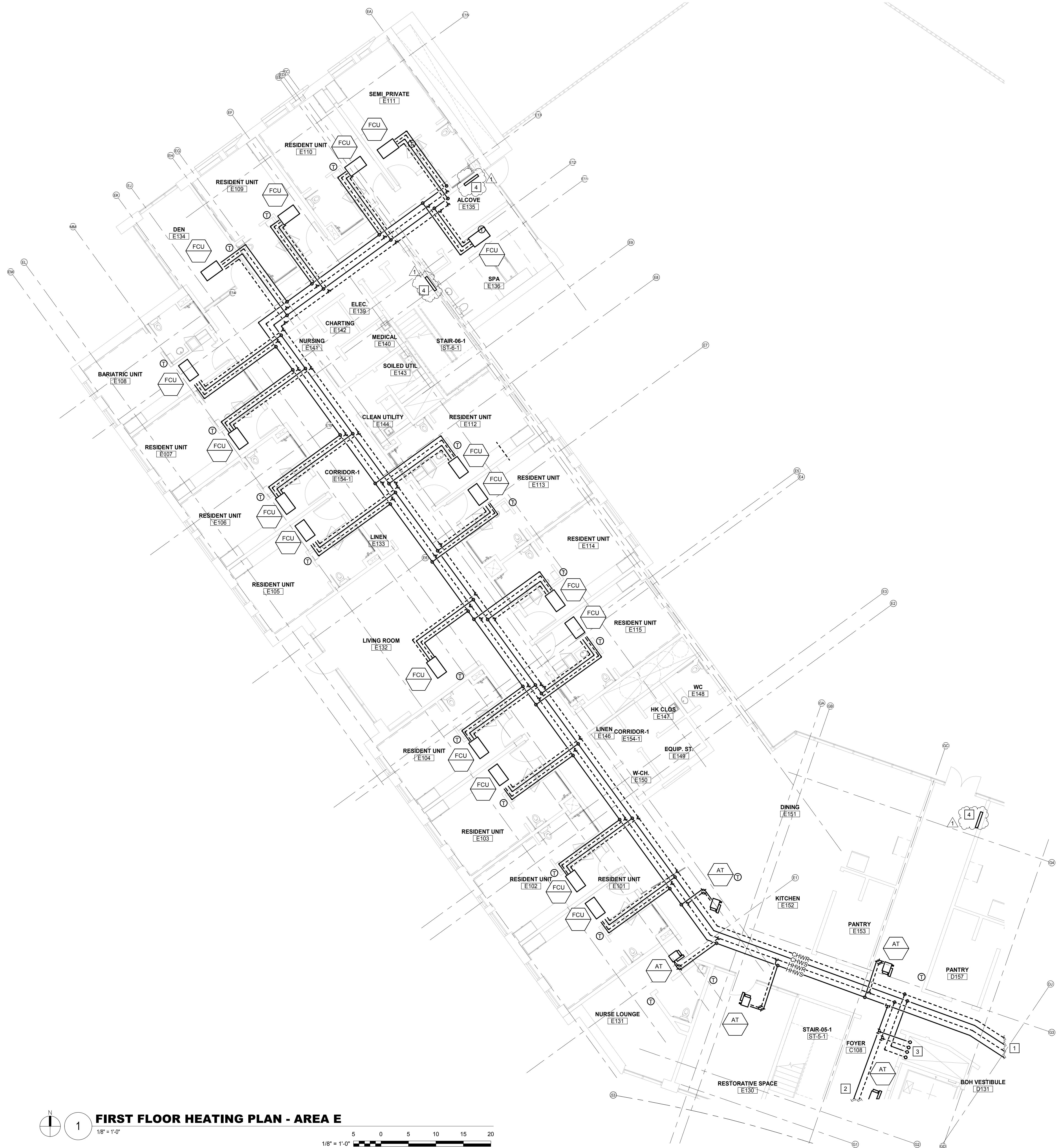
ANY SIZE SHOWN IS THE RESULT OF ENGINEERING CALCULATIONS
CONDUCTED ON A PRELIMINARY BASIS.

THE DESIGN BUILD ENTITY IS THE SINGLE POINT OF RESPONSIBILITY FOR ALL DESIGN DECISIONS AND DESIGN PRODUCTS.

REFER NARRATIVE FOR OTHER POSSIBLE SOLUTIONS AND RESPONSIBILITIES OF THE DESIGN BUILD ENTITY.

KEYED NOTES:

- | | |
|---|--|
| 1 | REFER TO SHEET L-H101D FOR CONTINUATION. |
| 2 | REFER TO SHEET L-H101C FOR CONTINUATION. |
| 3 | RISERS FROM BASEMENT |
| 4 | PROVIDE CABINET UNIT HEATER. |





FIRST FLOOR HEATING PLAN - AREA E

$$1/8" = 1'-0"$$
$$1/8" = 1'-0"$$

1/8" = 1'-0"

SCALE FEET

NO. DATE		ISSUE		ISSUED FOR BRIDGING NOT FOR CONSTRUCTION		CIVIL / SITE:		STRUCTURAL:		ELECTRICAL:		FOOD & LAUNDRY SERVICE:		HISTORIC PRESERVATION:		PE PROJECT NO: 77550		KEY PLAN:				SHEET TITLE:	
1 1/13/2020		AMENDMENT 3		Note: Design Build Entity shall obtain and verify all dimensions and conditions at job site and be fully responsible for the same. Bridging drawings and narratives are provided for design intent. The design-build entity is responsible for the full design of a project that adheres to all, scope requirements, codes, state and federal regulations and guidelines.		DAVID MASON + ASSOCIATES 404 N Milwaukee Avenue Chicago, IL 60654		DAVID MASON + ASSOCIATES 404 N Milwaukee Avenue Chicago, IL 60654		WEBB ENGINEERING SERVICES INC 1100 S 3rd Street Suite 302 St. Louis, MO 63104		FOOD FACILITIES CONCEPTS, INC 110 Washington Avenue Suite 302 Carnegie, PA 15106		HPZS 213 W Institute Place Suite 502 Chicago, IL 60610		PERKINS— EASTMAN 229 S LaSalle Street, Suite 400 Chicago, IL 60604 T 773.755.1155 F +1 312.755.1155				State of Illinois JB PRITZKER, GOVERNOR Illinois Capital Development Board		FIRST FLOOR HEATING PLAN - AREA E	
						LANDSCAPE: HITCHCOCK & DESIGN GROUP 242 E Chicago to Avenue Suite 200A Naperville, IL 60540		HEATING, VENTILATION, PLUMBING & FIRE PROTECTION: BRIC PARTNERSHIP, LLC 100 E Washington Street Suite 220 Belleville, IL 62220		TECH, DATA, & SECURITY: CONSULTANTS & MILKIE 130 Riverside Plaza Suite 1460 Chicago, IL 60606		GEOTECH & ENVIRONMENT: SHENKEL ENVIRONMENTAL, INC 2942 W VanBuren Suite 1460 Chicago, IL 60612		REMEDICATION DESIGN: SHENKEL ENVIRONMENTAL, INC 1350 Chase Street Algonquin, IL 60102						PROJECT NO: 040-010-115 DATE: 11/11/19 SHEET NO.		NEW NURSING HOME & DOMICILIARY ILLINOIS VETERANS' HOME QUINCY 1707 NORTH 12 STREET QUINCY, ADAMS COUNTY, ILLINOIS 62301	
																				VOLUME: VOLUME 03 OF 4			

GENERAL NOTES:

1. THE INTENT OF THIS DRAWING IS TO:
- ON A PRELIMINARY BASIS, LOCATE PRIMARY, BUT NOT ALL, HVAC EQUIPMENT IN ROOMS AND ON THE ROOF. THE DESIGN BUILD ENTITY SHALL PROVIDE COMPLETE DESIGN FOR THOSE SPACES REQUIRING HEATING, VENTILATION, EXHAUST, AND AIR CONDITIONING NOT SHOWN ON THIS DRAWING.
 - ON A PRELIMINARY BASIS, SIZE AND ROUTE DUCT AND PIPING SYSTEMS IN A MANNER THAT ALLOWS ASSESSMENT OF PLENUM SPACE FOR HVAC PIPING, DOMESTIC WATER PLUMBING PIPING, SMALL CONDUITS, AND LIGHTING.

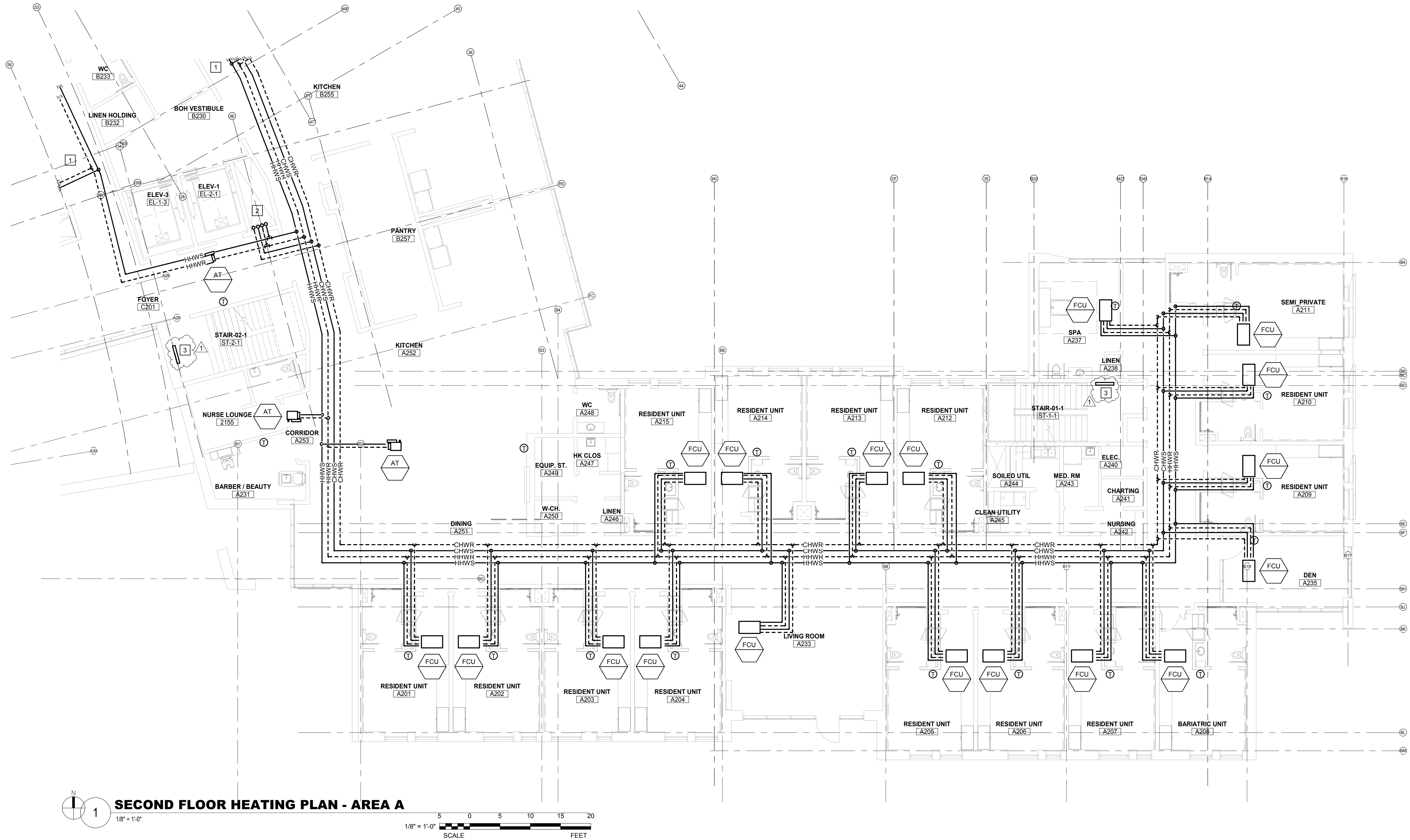
ANY SIZE SHOWN IS THE RESULT OF ENGINEERING CALCULATIONS CONDUCTED ON A PRELIMINARY BASIS.

THE DESIGN BUILD ENTITY IS THE SINGLE POINT OF RESPONSIBILITY FOR ALL DESIGN DECISIONS AND DESIGN PRODUCTS.

REFER NARRATIVE FOR OTHER POSSIBLE SOLUTIONS AND RESPONSIBILITIES OF THE DESIGN BUILD ENTITY.

KEYED NOTES:

- 1 REFER TO SHEET L-H102B FOR CONTINUATION.
- 2 RISERS FROM FIRST FLOOR.
- 3 PROVIDE CABINET UNIT HEATER.



1 SECOND FLOOR HEATING PLAN - AREA A

1/8" = 1'-0"

5 0 5 10 15 20
SCALE FEET

NO. DATE ISSUE

1 1/13/2020 AMENDMENT 3

ISSUED FOR BRIDGING NOT FOR CONSTRUCTION

Note: Design-Build Entity shall obtain and verify all dimensions and conditions at job site and be fully responsible for the same. Bridging drawings and narratives are provided for design intent. The design-build entity is responsible for the full design of a project that adheres to all, scope requirements, codes, state and federal regulations and guidelines.

CIVIL / SITE:
DAVID MASON + ASSOCIATES
464 N Milwaukee Avenue
Chicago, IL 60654

STRUCTURAL:
DAVID MASON + ASSOCIATES
464 N Milwaukee Avenue
Chicago, IL 60654

ELECTRICAL:
WEBB ENGINEERING SERVICES INC
1400 S 3rd Street
Suite 201
St. Louis, MO 63104

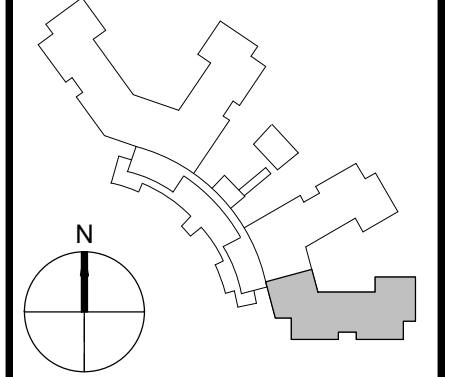
FOOD & LAUNDRY SERVICE:
FOOD FACILITIES CONCEPTS, INC
110 Washington Avenue
Suite 302
Carnegie, PA 15106

HISTORIC PRESERVATION:
HP2S
213 W Institute Place
Suite 502
Chicago, IL 60610

PE PROJECT No: 77550

PERKINS EASTMAN
209 S LaSalle Street, Suite 400
Chicago, IL 60604
T: +1 312 755 1200
F: +1 312 755 1155

KEY PLAN:



State of Illinois

JB PRITZKER, GOVERNOR
Illinois Capital Development Board

SHEET TITLE:
SECOND FLOOR HEATING PLAN - AREA A

PROJECT:
NEW NURSING HOME & DOMICILIARY
ILLINOIS VETERANS' HOME QUINCY
1707 NORTH 12 STREET
QUINCY, ADAMS COUNTY, ILLINOIS 62301

PROJECT NO.
040-010-115

DATE: 11/11/19

SHEET NO.

L-H102A

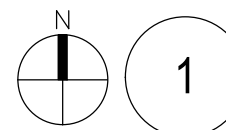
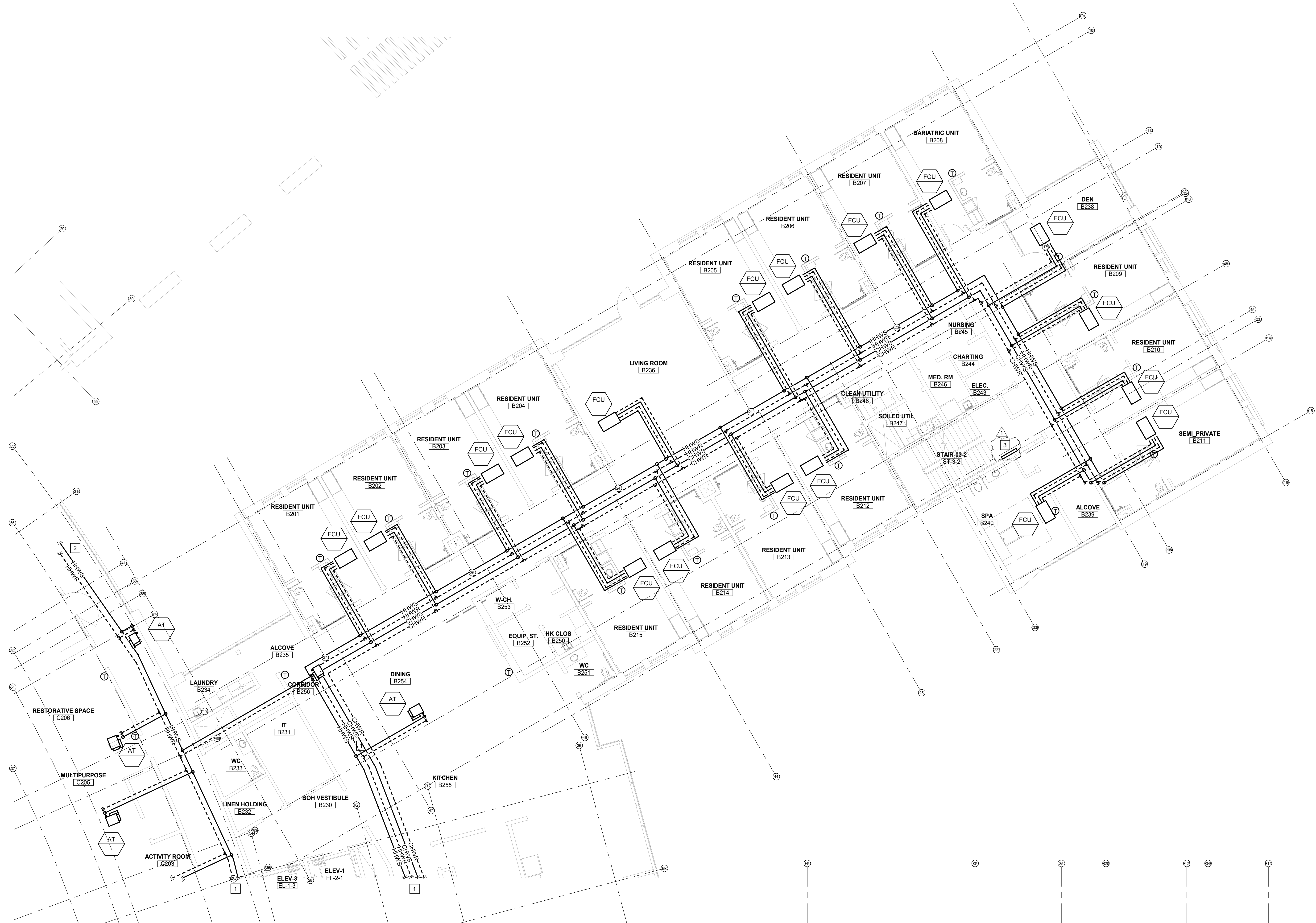
VOLUME: VOLUME 03 OF 4

GENERAL NOTES:

1. THE INTENT OF THIS DRAWING IS TO:
- ON A PRELIMINARY BASIS, LOCATE PRIMARY, BUT NOT ALL, HVAC EQUIPMENT IN ROOMS AND ON THE ROOF. THE DESIGN BUILD ENTITY SHALL PROVIDE COMPLETE DESIGN FOR THOSE SPACES REQUIRING HEATING, VENTILATION, EXHAUST, AND AIR CONDITIONING NOT SHOWN ON THIS DRAWING.
- ON A PRELIMINARY BASIS, SIZE AND ROUTE DUCT AND PIPING SYSTEMS IN A MANNER THAT ALLOWS ASSESSMENT OF PLENUM SPACE FOR HVAC PIPING, DOMESTIC WATER PLUMBING PIPING, SMALL CONDUITS, AND LIGHTING.
- ANY SIZE SHOWN IS THE RESULT OF ENGINEERING CALCULATIONS CONDUCTED ON A PRELIMINARY BASIS.
- THE DESIGN BUILD ENTITY IS THE SINGLE POINT OF RESPONSIBILITY FOR ALL DESIGN DECISIONS AND DESIGN PRODUCTS.
- REFER NARRATIVE FOR OTHER POSSIBLE SOLUTIONS AND RESPONSIBILITIES OF THE DESIGN BUILD ENTITY.

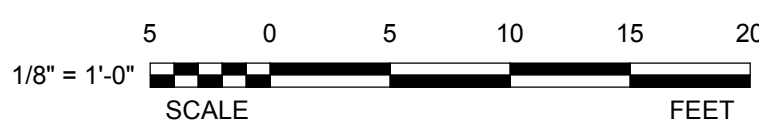
KEYED NOTES:

- 1 REFER TO SHEET L-H102A FOR CONTINUATION.
- 2 REFER TO SHEET L-H102C FOR CONTINUATION.
- 1 3 PROVIDE CABINET UNIT HEATER.



SECOND FLOOR HEATING PLAN - AREA B

1/8" = 1'-0"



NO. DATE ISSUE

1 1/13/2020 AMENDMENT 3

ISSUED FOR BRIDGING NOT FOR CONSTRUCTION

Note: Design-Build Entity shall obtain and verify all dimensions and conditions at job site and be fully responsible for the same. Bridging drawings and narratives are provided for design intent. The design-build entity is responsible for the full design of a project that adheres to all, scope requirements, codes, state and federal regulations and guidelines.

CIVIL / SITE:
DAVID MASON + ASSOCIATES
464 N Milwaukee Avenue
Chicago, IL 60654

LANDSCAPE:
HITCHCOCK DESIGN GROUP
22 E Chicago Avenue
Suite 200A
Naperville, IL 60540

STRUCTURAL:
DAVID MASON + ASSOCIATES
464 N Milwaukee Avenue
Chicago, IL 60654

HEATING, VENTILATION,
PLUMBING & FIRE PROTECTION:
BRIC PARTNERSHIP, LLC
100 E Washington Street
Suite 220
Belleville, IL 62220

ELECTRICAL:
WEBB ENGINEERING SERVICES INC
1400 S 3rd Street
Suite 201
St. Louis, MO 63104

TECH. DATA, & SECURITY:
SHEN MILSOM & WILKE
22 E Riverside Plaza
Suite 1400
Chicago, IL 60606

FOOD & LAUNDRY SERVICE:
FOOD FACILITIES CONCEPTS, INC
110 Washington Avenue
Suite 302
Carnegie, PA 15106

GEOTECH & ENVIRONMENT:
GSG CONSULTANTS, INC
1350 Chase Street
Algonquin, IL 60102

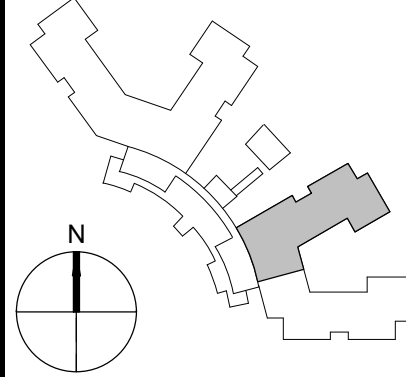
HISTORIC PRESERVATION:
HP2S
213 W Institute Place
Suite 502
Chicago, IL 60610

REMEDICATION DESIGN:
TROPICAL ENVIRONMENTAL, INC
1350 Chase Street
Algonquin, IL 60102

PE PROJECT No: 77550

PERKINS EASTMAN
209 S LaSalle Street, Suite 400
Chicago, IL 60604
T: +1 312 755 1200
F: +1 312 755 1155

KEY PLAN:



State of Illinois

JB PRITZKER, GOVERNOR
Illinois Capital Development Board

SHEET TITLE:

SECOND FLOOR HEATING PLAN - AREA B

PROJECT:

NEW NURSING HOME & DOMICILIARY

ILLINOIS VETERANS' HOME QUINCY
1707 NORTH 12 STREET
QUINCY, ADAMS COUNTY, ILLINOIS 62301

PROJECT NO.

040-010-115

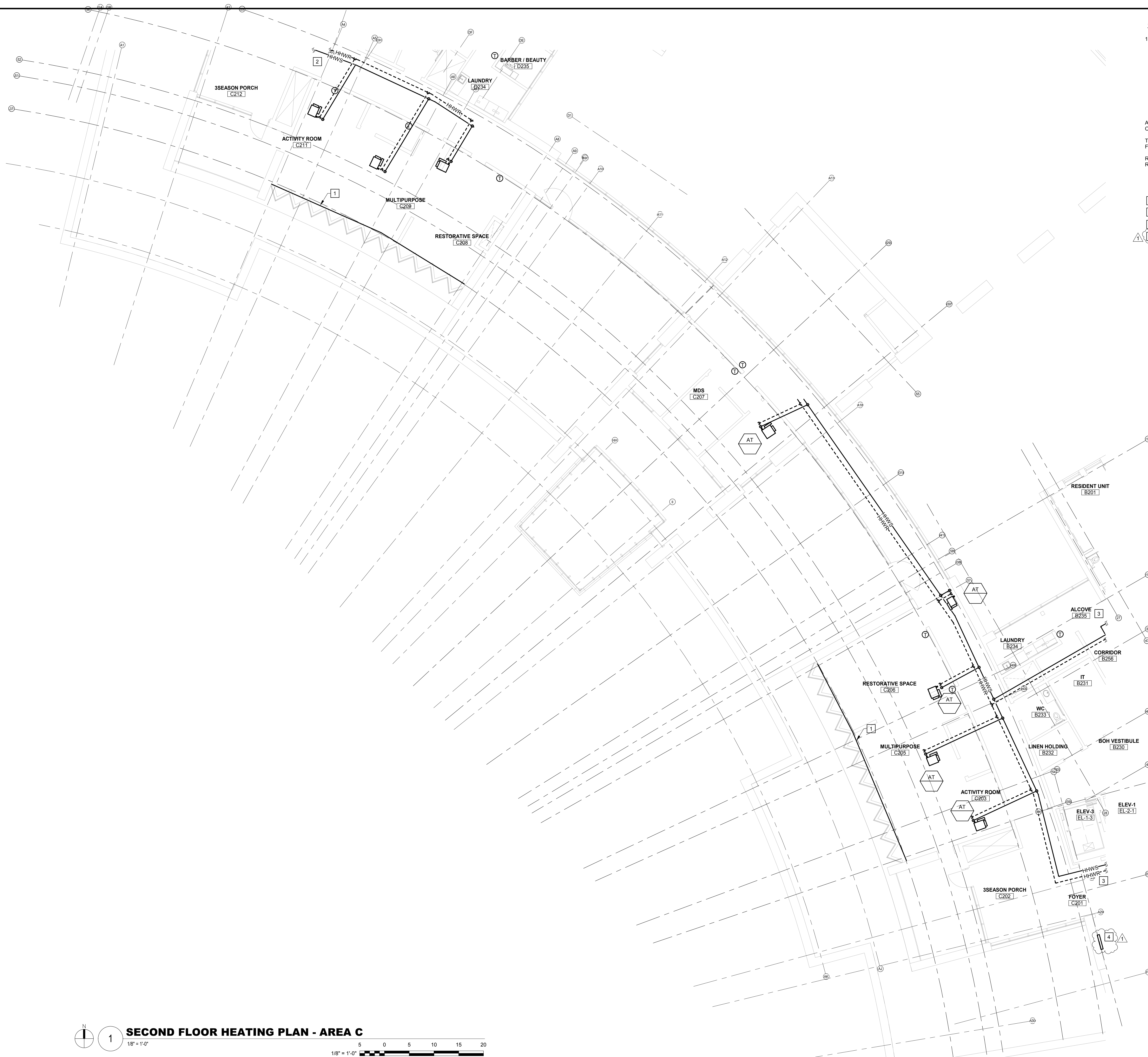
DATE:

11/11/19

SHEET NO.

L-H102B

VOLUME: VOLUME 03 OF 4



- GENERAL NOTES:**
- THE INTENT OF THIS DRAWING IS TO:

ON A PRELIMINARY BASIS, LOCATE PRIMARY, BUT NOT ALL, HVAC EQUIPMENT IN ROOMS AND ON THE ROOF. THE DESIGN BUILD ENTITY SHALL PROVIDE COMPLETE DESIGN FOR THOSE SPACES REQUIRING HEATING, VENTILATION, EXHAUST, AND AIR CONDITIONING NOT SHOWN ON THIS DRAWING.

ON A PRELIMINARY BASIS, SIZE AND ROUTE DUCT AND PIPING SYSTEMS IN A MANNER THAT ALLOWS ASSESSMENT OF PLENUM SPACE FOR HVAC PIPING, DOMESTIC WATER PLUMBING PIPING, SMALL CONDUITS, AND LIGHTING.
- ANY SIZE SHOWN IS THE RESULT OF ENGINEERING CALCULATIONS CONDUCTED ON A PRELIMINARY BASIS.
- THE DESIGN BUILD ENTITY IS THE SINGLE POINT OF RESPONSIBILITY FOR ALL DESIGN DECISIONS AND DESIGN PRODUCTS.
- REFER NARRATIVE FOR OTHER POSSIBLE SOLUTIONS AND RESPONSIBILITIES OF THE DESIGN BUILD ENTITY.
- KEYED NOTES:**
- 1 PROVIDE PERIMETER FINNED TUBE ALONG GLASS WALL.
 - 2 REFER TO SHEET L-H102D FOR CONTINUATION.
 - 3 REFER TO SHEET L-H102B FOR CONTINUATION.
 - 4 PROVIDE CABINET UNIT HEATER.

1

SECOND FLOOR HEATING PLAN - AREA C
1/8" = 1'-0"

50 0 5 10 15 20

1/8" = 1'-0"

SCALE FEET

NO. DATE		ISSUE	ISSUED FOR BRIDGING NOT FOR CONSTRUCTION		CIVIL / SITE:		STRUCTURAL:		ELECTRICAL:		FOOD & LAUNDRY SERVICE:		HISTORIC PRESERVATION:		PE PROJECT NO: 77550		KEY PLAN:		State of Illinois		JB PRITZKER, GOVERNOR		SHEET TITLE:		PROJECT NO:	
1 1/13/2020		AMENDMENT 3	Note: Design-Build Entity shall obtain and verify all dimensions and conditions at job site and be fully responsible for the same. Bridging drawings and narratives are provided for design intent. The design-build entity is responsible for the full design of a project that adheres to all, scope requirements, codes, state and federal regulations and guidelines.		DAVID MASON + ASSOCIATES 464 N Milwaukee Avenue Chicago, IL 60654		DAVID MASON + ASSOCIATES 464 N Milwaukee Avenue Chicago, IL 60654		WEBB ENGINEERING SERVICES INC 1400 S 3rd Street Suite 201 St Louis, MO 63104		FOOD FACILITIES CONCEPTS, INC 110 Washington Avenue Suite 302 Carnegie, PA 15106		HP2S 213 W Institute Place Suite 502 Chicago, IL 60610		PERKINS — EASTMAN 209 S LaSalle Street, Suite 400 Chicago, IL 60604 T +1 312 755 1200 F +1 312 755 1155				Illinois Capital Development Board		NEW NURSING HOME & DOMICILIARY		040-010-115			
					LANDSCAPE:		HEATING, VENTILATION, PLUMBING & FIRE PROTECTION:		TECH, DATA, & SECURITY:		GEOTECH & ENVIRONMENT:		REMEDICATION DESIGN:										PROJECT:		DATE:	
					HITCHCOCK DESIGN GROUP 22 E Chicago Avenue Suite 200A Naperville, IL 60540		BRIC PARTNERSHIP, LLC 100 E Washington Street Suite 220 Belleville, IL 62220		SHEN MILSOM & WILKE 2 N Riverside Plaza Suite 1400 Chicago, IL 60606		GSG CONSULTANTS, INC 2942 W VanBuren Chicago, IL 60612		TROPICAL ENVIRONMENTAL, INC 1390 Chase Street Algonquin, IL 60102										11/11/19			
																							SHEET NO.			
																							ILLINOIS VETERANS' HOME QUINCY			
																							L-H102C			
																							1707 NORTH 12 STREET			
																							QUINCY, ADAMS COUNTY, ILLINOIS 62301			
																							VOLUME: VOLUME 03 OF 4			

GENERAL NOTES:

1. THE INTENT OF THIS DRAWING IS TO:
- ON A PRELIMINARY BASIS, LOCATE PRIMARY, BUT NOT ALL, HVAC EQUIPMENT IN ROOMS AND ON THE ROOF. THE DESIGN BUILD ENTITY SHALL PROVIDE COMPLETE DESIGN FOR THOSE SPACES REQUIRING HEATING, VENTILATION, EXHAUST, AND AIR CONDITIONING NOT SHOWN ON THIS DRAWING.
- ON A PRELIMINARY BASIS, SIZE AND ROUTE DUCT AND PIPING SYSTEMS IN A MANNER THAT ALLOWS ASSESSMENT OF PLENUM SPACE FOR HVAC PIPING, DOMESTIC WATER PLUMBING PIPING, SMALL CONDUITS, AND LIGHTING.

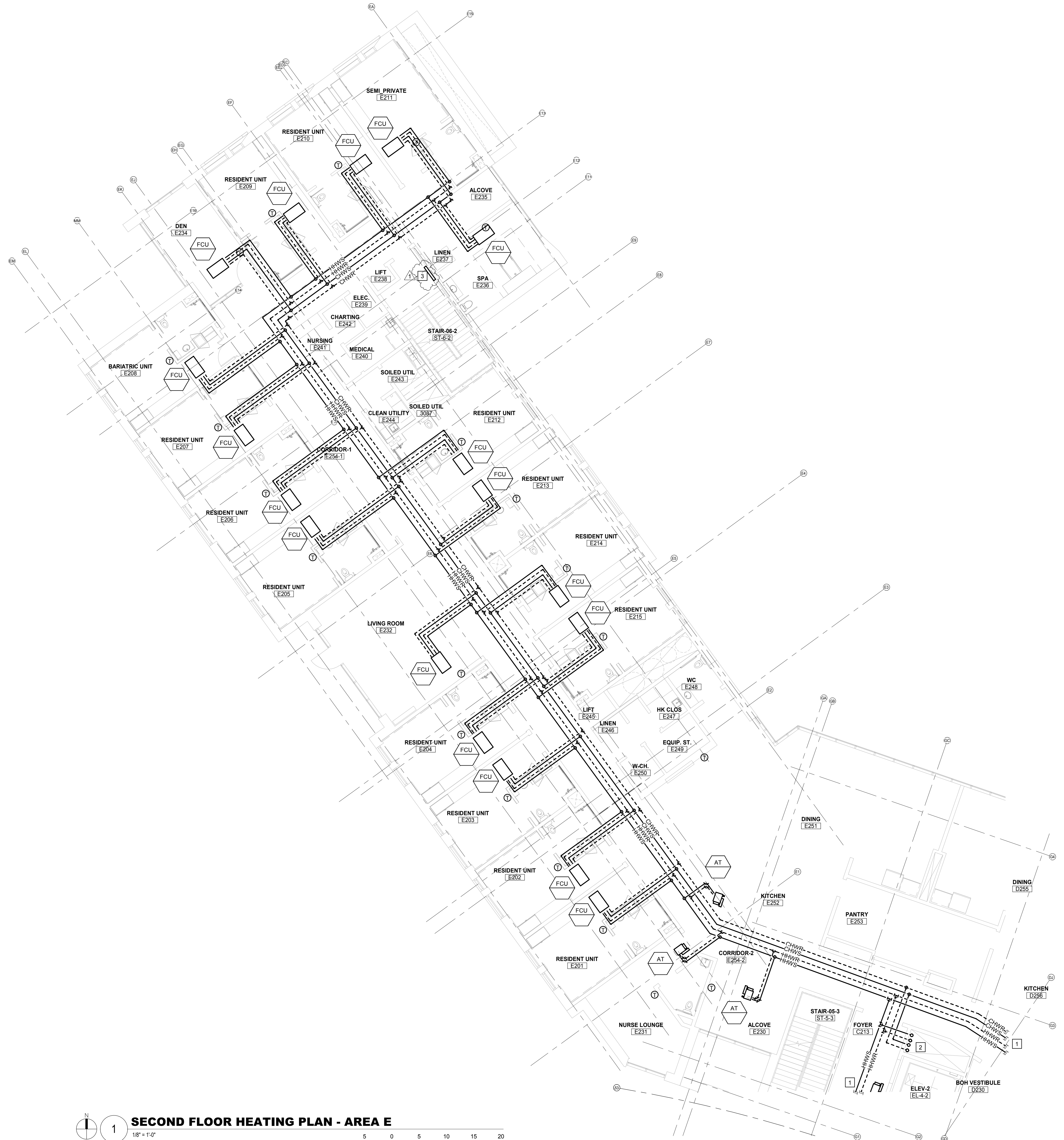
ANY SIZE SHOWN IS THE RESULT OF ENGINEERING CALCULATIONS CONDUCTED ON A PRELIMINARY BASIS.

THE DESIGN BUILD ENTITY IS THE SINGLE POINT OF RESPONSIBILITY FOR ALL DESIGN DECISIONS AND DESIGN PRODUCTS.

REFER NARRATIVE FOR OTHER POSSIBLE SOLUTIONS AND RESPONSIBILITIES OF THE DESIGN BUILD ENTITY.

KEYED NOTES:

- 1 REFER TO SHEET L-H102D FOR CONTINUATION.
- 2 RISERS FROM FIRST FLOOR.
- 3 PROVIDE CABINET UNIT HEATER.



SECOND FLOOR HEATING PLAN - AREA E

1/8" = 1'-0"

5 0 5 10 15 20

1/8" = 1'-0"

SCALE

FEET

NO.	DATE	ISSUE
1	1/13/2020	AMENDMENT 3

ISSUED FOR BRIDGING NOT FOR CONSTRUCTION

Note: Design-Build Entity shall obtain and verify all dimensions and conditions at job site and be fully responsible for the same. Bridging drawings and narratives are provided for design intent. The design-build entity is responsible for the full design of a project that adheres to all, scope requirements, codes, state and federal regulations and guidelines

CIVIL / SITE:
DAVID MASON + ASSOCIATES
464 N Milwaukee Avenue
Chicago, IL 60654

STRUCTURAL:
DAVID MASON + ASSOCIATES
464 N Milwaukee Avenue
Chicago, IL 60654

HEATING, VENTILATION,
PLUMBING & FIRE PROTECTION:
BRIC PARTNERSHIP, LLC
100 E Washington Street
Suite 220
Naperville, IL 60564

TECH. DATA, & SECURITY:
SHEN MILSOM & WILKE
2 N Riverside Plaza
Suite 1400
Chicago, IL 60606

ELECTRICAL:
WEBB ENGINEERING SERVICES INC
1400 S 3rd Street
Suite 201
St. Louis, MO 63104

FOOD & LAUNDRY SERVICE:
FOOD FACILITIES CONCEPTS, INC
110 Washington Avenue
Suite 302
Carnegie, PA 15106

HISTORIC PRESERVATION:
HP2S
213 W Institute Place
Suite 502
Chicago, IL 60610

PE PROJECT No: 77550

PERKINS EASTMAN
209 S LaSalle Street, Suite 400
Chicago, IL 60604
T: +1 312 755 1200
F: +1 312 755 1155

KEY PLAN:

State of Illinois

JB PRITZKER, GOVERNOR
Illinois Capital Development Board

SHEET TITLE:	
SECOND FLOOR HEATING PLAN - AREA E	
PROJECT:	NEW NURSING HOME & DOMICILIARY
ILLINOIS VETERANS' HOME QUINCY	
1707 NORTH 12 STREET QUINCY, ADAMS COUNTY, ILLINOIS 62301	

PROJECT NO.	040-010-115
DATE:	11/11/19
SHEET NO.	L-H102E
VOLUME:	VOLUME 03 OF 4

GENERAL NOTES:

1. THE INTENT OF THIS DRAWING IS TO:

ON A PRELIMINARY BASIS, LOCATE PRIMARY, BUT NOT ALL, HVAC EQUIPMENT IN ROOMS AND ON THE ROOF. THE DESIGN BUILD ENTITY SHALL PROVIDE COMPLETE DESIGN FOR THOSE SPACES REQUIRING HEATING, VENTILATION, EXHAUST, AND AIR CONDITIONING NOT SHOWN ON THIS DRAWING.

ON A PRELIMINARY BASIS, SIZE AND ROUTE DUCT AND PIPING SYSTEMS IN A MANNER THAT ALLOWS ASSESSMENT OF PLENUM SPACE FOR HVAC PIPING, DOMESTIC WATER PLUMBING PIPING, SMALL CONDUITS, AND LIGHTING.

ANY SIZE SHOWN IS THE RESULT OF ENGINEERING CALCULATIONS CONDUCTED ON A PRELIMINARY BASIS.

THE DESIGN BUILD ENTITY IS THE SINGLE POINT OF RESPONSIBILITY FOR ALL DESIGN DECISIONS AND DESIGN PRODUCTS.

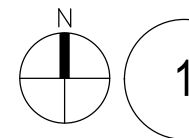
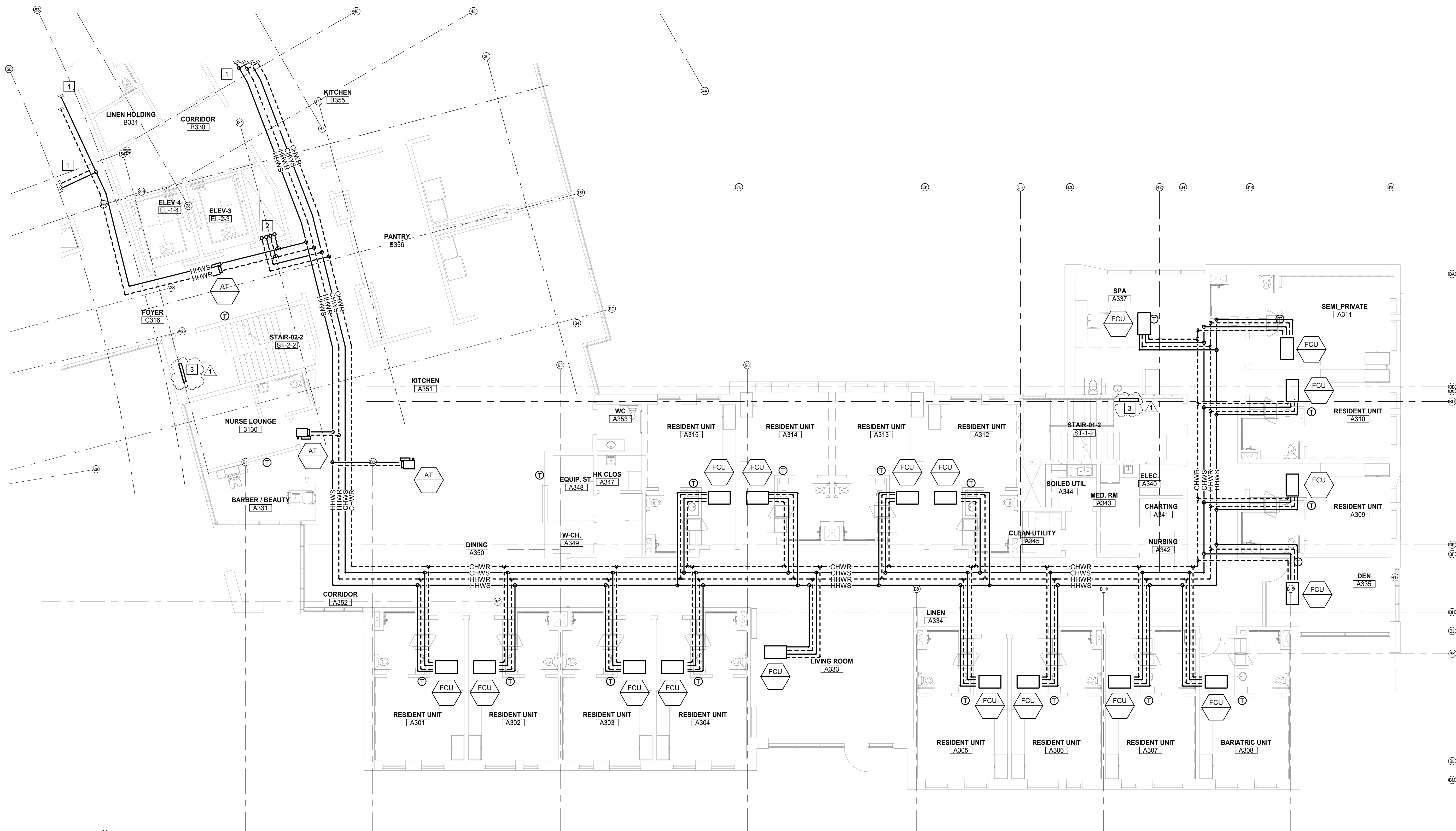
REFER NARRATIVE FOR OTHER POSSIBLE SOLUTIONS AND RESPONSIBILITIES OF THE DESIGN BUILD ENTITY.

KEYED NOTES:

1 REFER TO SHEET L-H103B FOR CONTINUATION.

2 RISERS FROM SECOND FLOOR.

3 PROVIDE CABINET UNIT HEATER.



THIRD FLOOR HEATING PLAN - AREA A

1/8" = 1'-0"

5 0 5 10 15 20
SCALE FEET

NO. DATE ISSUE

1 1/13/2020 AMENDMENT 3

ISSUED FOR BRIDGING NOT FOR CONSTRUCTION

Note: Design-Build Entity shall obtain and verify all dimensions and conditions at job site and be fully responsible for the same. Bridging drawings and narratives are provided for design intent. The design-build entity is responsible for the full design of a project that adheres to all, scope requirements, codes, state and federal regulations and guidelines.

CIVIL / SITE:
DAVID MASON + ASSOCIATES
464 N Milwaukee Avenue
Chicago, IL 60654

STRUCTURAL:
DAVID MASON + ASSOCIATES
464 N Milwaukee Avenue
Chicago, IL 60654

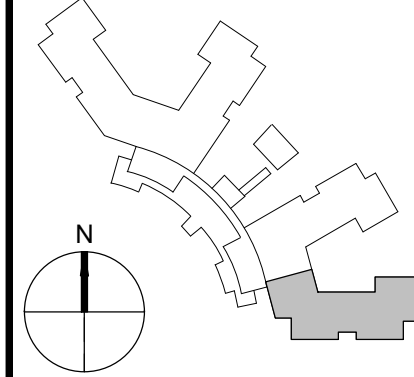
ELECTRICAL:
WEBB ENGINEERING SERVICES INC
1400 S 3rd Street
Suite 201
St Louis, MO 63104

FOOD & LAUNDRY SERVICE:
HPZS
213 W Institute Place
Suite 502
Chicago, IL 60610

HISTORIC PRESERVATION:
HPZS
213 W Institute Place
Suite 502
Chicago, IL 60610

PE PROJECT No: 77550
PERKINS EASTMAN
209 S LaSalle Street, Suite 400
Chicago, IL 60604
T: +1 312 755 1200
F: +1 312 755 1155

KEY PLAN:



State of Illinois

JB PRITZKER, GOVERNOR
Illinois Capital Development Board

SHEET TITLE:

THIRD FLOOR HEATING PLAN - AREA A

PROJECT:

NEW NURSING HOME & DOMICILIARY

ILLINOIS VETERANS' HOME QUINCY

1707 NORTH 12 STREET
QUINCY, ADAMS COUNTY, ILLINOIS 62301

PROJECT NO.

040-010-115

DATE:

11/11/19

SHEET NO.

L-H103A

VOLUME: VOLUME 03 OF 4





- GENERAL NOTES:**
- THE INTENT OF THIS DRAWING IS TO:

ON A PRELIMINARY BASIS, LOCATE PRIMARY, BUT NOT ALL, HVAC EQUIPMENT IN ROOMS AND ON THE ROOF. THE DESIGN BUILD ENTITY SHALL PROVIDE COMPLETE DESIGN FOR THOSE SPACES REQUIRING HEATING, VENTILATION, EXHAUST, AND AIR CONDITIONING NOT SHOWN ON THIS DRAWING.

ON A PRELIMINARY BASIS, SIZE AND ROUTE DUCT AND PIPING SYSTEMS IN A MANNER THAT ALLOWS ASSESSMENT OF PLENUM SPACE FOR HVAC PIPING, DOMESTIC WATER PLUMBING PIPING, SMALL CONDUITS, AND LIGHTING.
- ANY SIZE SHOWN IS THE RESULT OF ENGINEERING CALCULATIONS CONDUCTED ON A PRELIMINARY BASIS.
- THE DESIGN BUILD ENTITY IS THE SINGLE POINT OF RESPONSIBILITY FOR ALL DESIGN DECISIONS AND DESIGN PRODUCTS.
- REFER NARRATIVE FOR OTHER POSSIBLE SOLUTIONS AND RESPONSIBILITIES OF THE DESIGN BUILD ENTITY.
- KEYED NOTES:**
- 1 REFER TO SHEET L-H103A FOR CONTINUATION.
 - 2 REFER TO SHEET L-H103C FOR CONTINUATION.
 - 3 PROVIDE CABINET UNIT HEATER.

THIRD FLOOR HEATING PLAN - AREA B
1
1/8" = 1'-0"
SCALE
FEET

<table><tr><th>NO.</th><th>DATE</th><th>ISSUE</th></tr><tr><td>1</td><td>1/13/2020</td><td>AMENDMENT 3</td></tr></table>		NO.	DATE	ISSUE	1	1/13/2020	AMENDMENT 3	<p>ISSUED FOR BRIDGING NOT FOR CONSTRUCTION</p> <p>Note: Design-Build Entity shall obtain and verify all dimensions and conditions at job site and be fully responsible for the same. Bridging drawings and narratives are provided for design intent. The design-build entity is responsible for the full design of a project that adheres to all, scope requirements, codes, state and federal regulations and guidelines.</p>		<p>CIVIL / SITE: DAVID MASON + ASSOCIATES 464 N Milwaukee Avenue Chicago, IL 60654</p> <p>LANDSCAPE: HITCHCOCK DESIGN GROUP 22 E Chicago Avenue Suite 200A Naperville, IL 60540</p>		<p>STRUCTURAL: DAVID MASON + ASSOCIATES 464 N Milwaukee Avenue Chicago, IL 60654</p> <p>HEATING, VENTILATION, PLUMBING & FIRE PROTECTION: BRIC PARTNERSHIP, LLC 100 E Washington Street Suite 220 Belleville, IL 62220</p>		<p>ELECTRICAL: WEBB ENGINEERING SERVICES INC 1400 S 3rd Street Suite 201 St Louis, MO 63104</p> <p>TECH. DATA, & SECURITY: SHEN MILSOM & WILKE 2 N Riverside Plaza Suite 1400 Chicago, IL 60606</p>		<p>FOOD & LAUNDRY SERVICE: FOOD FACILITIES CONCEPTS, INC 213 W Institute Place Suite 502 Carnegie, IA 15106</p> <p>GEO/TECH & ENVIRONMENT: GSG CONSULTANTS, INC 2942 W VanBuren Chicago, IL 60612</p>		<p>HISTORIC PRESERVATION: HP2S 213 W Institute Place Suite 502 Chicago, IL 60610</p> <p>REMEDICATION DESIGN: TROPICAL ENVIRONMENTAL, INC 1390 Chase Street Algonquin, IL 60102</p>		<p>PE PROJECT No: 77550</p> <p>PERKINS — EASTMAN 209 S LaSalle Street, Suite 400 Chicago, IL 60604 T +1 312 755 1200 F +1 312 755 1155</p>		<p>KEY PLAN:</p> 		 <p>State of Illinois</p> <p>JB PRITZKER, GOVERNOR</p> <p>Illinois Capital Development Board</p>		<p>SHEET TITLE: THIRD FLOOR HEATING PLAN - AREA B</p> <p>PROJECT: NEW NURSING HOME & DOMICILIARY ILLINOIS VETERANS' HOME QUINCY 1707 NORTH 12 STREET QUINCY, ADAMS COUNTY, ILLINOIS 62301</p>		<p>PROJECT NO. 040-010-115</p> <p>DATE: 11/11/19</p> <p>SHEET NO. L-H103B</p> <p>VOLUME: VOLUME 03 OF 4</p>	
NO.	DATE	ISSUE																											
1	1/13/2020	AMENDMENT 3																											

GENERAL NOTES:

1. THE INTENT OF THIS DRAWING IS TO:

ON A PRELIMINARY BASIS, LOCATE PRIMARY, BUT NOT ALL, HVAC EQUIPMENT IN ROOMS AND ON THE ROOF. THE DESIGN BUILD ENTITY SHALL PROVIDE COMPLETE DESIGN FOR THOSE SPACES REQUIRING HEATING, VENTILATION, EXHAUST, AND AIR CONDITIONING NOT SHOWN ON THIS DRAWING.

ON A PRELIMINARY BASIS, SIZE AND ROUTE DUCT AND PIPING SYSTEMS IN A MANNER THAT ALLOWS ASSESSMENT OF PLENUM SPACE FOR HVAC PIPING, DOMESTIC WATER PLUMBING PIPING, SMALL CONDUITS, AND LIGHTING.

ANY SIZE SHOWN IS THE RESULT OF ENGINEERING CALCULATIONS CONDUCTED ON A PRELIMINARY BASIS.

THE DESIGN BUILD ENTITY IS THE SINGLE POINT OF RESPONSIBILITY FOR ALL DESIGN DECISIONS AND DESIGN PRODUCTS.

REFER NARRATIVE FOR OTHER POSSIBLE SOLUTIONS AND RESPONSIBILITIES OF THE DESIGN BUILD ENTITY.

KEYED NOTES:

- 1 REFER TO SHEET L-H103E FOR CONTINUATION.
2 PROVIDE CABINET UNIT HEATER.



THIRD FLOOR HEATING PLAN - AREA D
1/8" = 1'-0"

NO.	DATE	ISSUE
1	1/13/2020	AMENDMENT 3

ISSUED FOR BRIDGING NOT FOR CONSTRUCTION

Note: Design-Build Entity shall obtain and verify all dimensions and conditions at job site and be fully responsible for the same. Bridging drawings and narratives are provided for design intent. The design-build entity is responsible for the full design of a project that adheres to all, scope requirements, codes, state and federal regulations and guidelines.

CIVIL / SITE:
DAVID MASON + ASSOCIATES
464 N Milwaukee Avenue
Chicago, IL 60654

LANDSCAPE:
HITCHCOCK DESIGN GROUP
22 E Chicago Avenue
Suite 200A
Naperville, IL 60564

STRUCTURAL:
DAVID MASON + ASSOCIATES
464 N Milwaukee Avenue
Chicago, IL 60654

HEATING, VENTILATION,
PLUMBING & FIRE PROTECTION:
BRIC PARTNERSHIP, LLC
100 E Washington Street
Suite 220
Belleville, IL 62220

ELECTRICAL:
WEBB ENGINEERING SERVICES INC
1400 S 3rd Street
Suite 201
St. Louis, MO 63104

TECH. DATA, & SECURITY:
SHEN MILSOM & WILKE
2 N Riverside Plaza
Suite 1400
Chicago, IL 60606

FOOD & LAUNDRY SERVICE:
FOOD FACILITIES CONCEPTS, INC
110 Washington Avenue
Suite 302
Carnegie, PA 15106

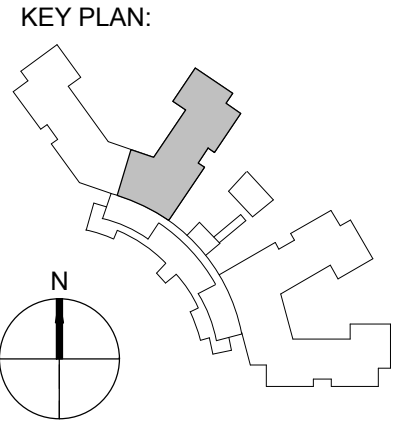
GEOTECH & ENVIRONMENT:
GSG CONSULTANTS, INC
2942 W VanBuren
Chicago, IL 60612

HISTORIC PRESERVATION:
HP2S
213 W Institute Place
Suite 502
Chicago, IL 60610

REMEDITATION DESIGN:
TROPICAL ENVIRONMENTAL, INC
1390 Chase Street
Algonquin, IL 60102

PE PROJECT NO: 77550

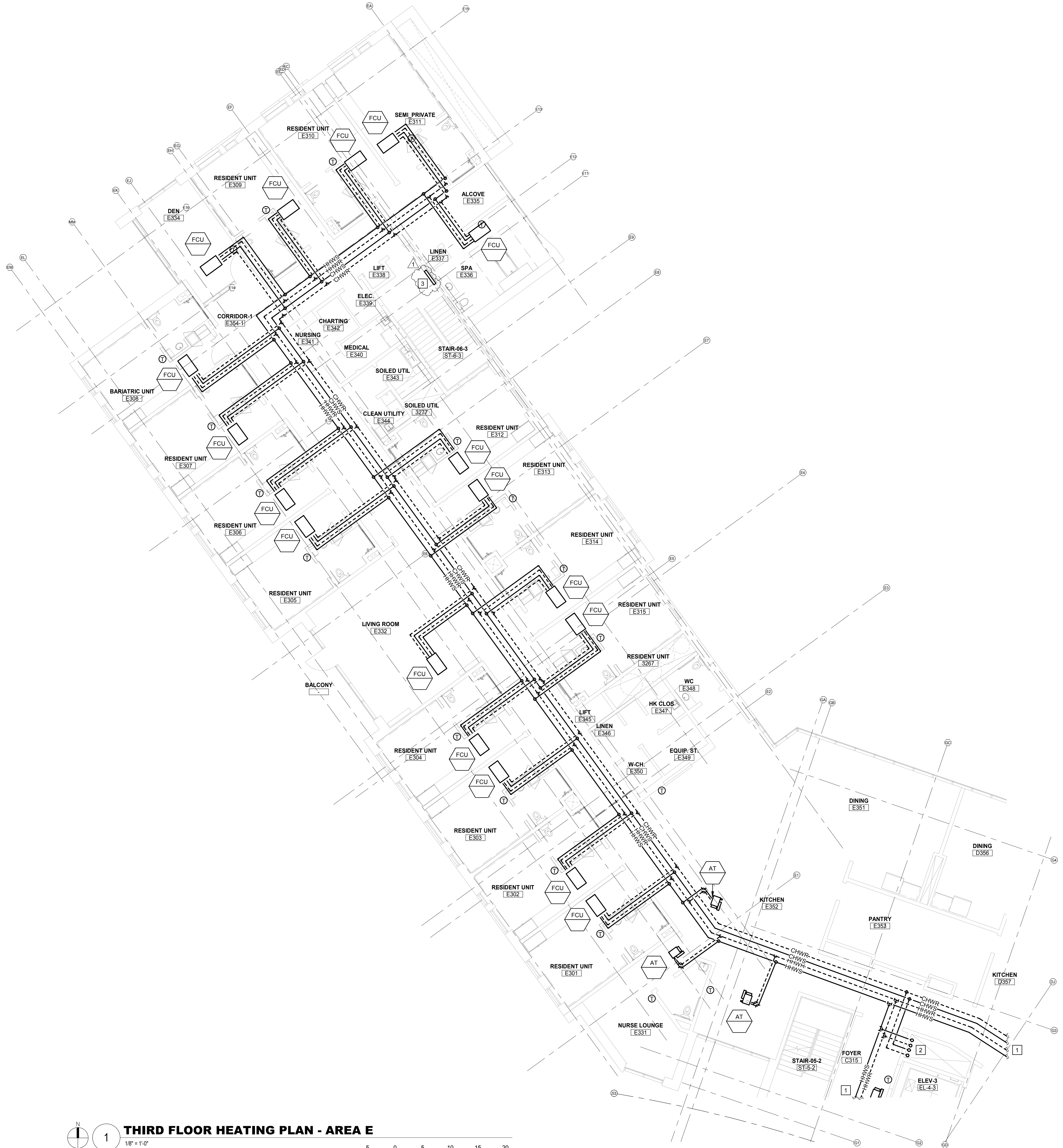
PERKINS EASTMAN
209 S LaSalle Street, Suite 400
Chicago, IL 60604
T: +1 312 755 1200
F: +1 312 755 1155



State of Illinois

JB PRITZKER, GOVERNOR
Illinois Capital Development Board

SHEET TITLE: THIRD FLOOR HEATING PLAN - AREA D	PROJECT NO. 040-010-115
PROJECT: NEW NURSING HOME & DOMICILIARY ILLINOIS VETERANS' HOME QUINCY 1707 NORTH 12 STREET QUINCY, ADAMS COUNTY, ILLINOIS 62301	DATE: 11/11/19
	SHEET NO. L-H103D
	VOLUME: VOLUME 03 OF 4



GENERAL NOTES:

- THE INTENT OF THIS DRAWING IS TO:
ON A PRELIMINARY BASIS, LOCATE PRIMARY, BUT NOT ALL, HVAC EQUIPMENT IN ROOMS AND ON THE ROOF. THE DESIGN BUILD ENTITY SHALL PROVIDE COMPLETE DESIGN FOR THOSE SPACES REQUIRING HEATING, VENTILATION, EXHAUST, AND AIR CONDITIONING NOT SHOWN ON THIS DRAWING.
ON A PRELIMINARY BASIS, SIZE AND ROUTE DUCT AND PIPING SYSTEMS IN A MANNER THAT ALLOWS ASSESSMENT OF PLENUM SPACE FOR HVAC PIPING, DOMESTIC WATER PLUMBING PIPING, SMALL CONDUITS, AND LIGHTING.
- ANY SIZE SHOWN IS THE RESULT OF ENGINEERING CALCULATIONS CONDUCTED ON A PRELIMINARY BASIS.
- THE DESIGN BUILD ENTITY IS THE SINGLE POINT OF RESPONSIBILITY FOR ALL DESIGN DECISIONS AND DESIGN PRODUCTS.
- REFER NARRATIVE FOR OTHER POSSIBLE SOLUTIONS AND RESPONSIBILITIES OF THE DESIGN BUILD ENTITY.

KEYED NOTES:

- REFER TO SHEET L-H103D FOR CONTINUATION.
- RISERS FROM SECOND FLOOR.
- PROVIDE CABINET UNIT HEATER.

1 THIRD FLOOR HEATING PLAN - AREA E

1/8" = 1'-0"

5 0 5 10 15 20

SCALE FEET

NO.	DATE	ISSUE
1	1/13/2020	AMENDMENT 3

ISSUED FOR BRIDGING NOT FOR CONSTRUCTION

Note: Design-Build Entity shall obtain and verify all dimensions and conditions at job site and be fully responsible for the same. Bridging drawings and narratives are provided for design intent. The design-build entity is responsible for the full design of a project that adheres to all, scope requirements, codes, state and federal regulations and guidelines.

CIVIL / SITE:
DAVID MASON + ASSOCIATES
464 N Milwaukee Avenue
Chicago, IL 60654

LANDSCAPE:
HITCHCOCK DESIGN GROUP
22 E Chicago Avenue
Suite 200A
Naperville, IL 60540

STRUCTURAL:
DAVID MASON + ASSOCIATES
464 N Milwaukee Avenue
Chicago, IL 60654

HEATING, VENTILATION,
PLUMBING & FIRE PROTECTION:
BRIC PARTNERSHIP, LLC
100 E Washington Street
Suite 220
Belleville, IL 62220

ELECTRICAL:
WEBB ENGINEERING SERVICES INC
1400 S 3rd Street
Suite 201
St. Louis, MO 63104

TECH, DATA, & SECURITY:
SHEN MILSOM & WILKE
22 E Chicago Avenue
Suite 1460
Chicago, IL 60606

FOOD & LAUNDRY SERVICE:
FOOD FACILITIES CONCEPTS, INC
213 Washington Avenue
Suite 302
Carnegie, PA 15106

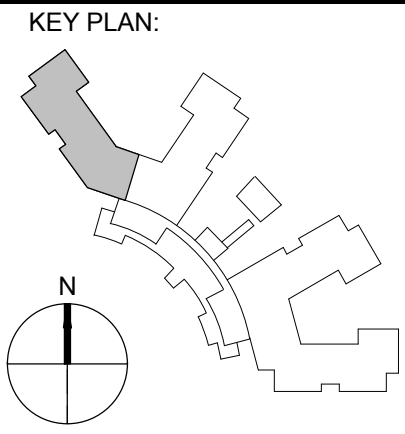
GEOTECH & ENVIRONMENT:
GSG CONSULTANTS, INC
2942 W VanBuren
Chicago, IL 60612

HISTORIC PRESERVATION:
HP2S
213 W Institute Place
Suite 502
Chicago, IL 60610

REMEDITATION DESIGN:
TROPICAL ENVIRONMENTAL, INC
1390 Chase Street
Algonquin, IL 60102

PE PROJECT No: 77550

PERKINS — EASTMAN
209 S LaSalle Street, Suite 400
Chicago, IL 60604
T: +1 312 755 1200
F: +1 312 755 1155



State of Illinois

JB PRITZKER, GOVERNOR
Illinois Capital Development Board

SHEET TITLE:
THIRD FLOOR HEATING PLAN - AREA E

PROJECT:
NEW NURSING HOME & DOMICILIARY
ILLINOIS VETERANS' HOME QUINCY
1707 NORTH 12 STREET
QUINCY, ADAMS COUNTY, ILLINOIS 62301

PROJECT NO.
040-010-115

DATE:
11/11/19

SHEET NO.

L-H103E

VOLUME: VOLUME 03 OF 4

GENERAL NOTES:

1. THE INTENT OF THIS DRAWING IS TO:
- ON A PRELIMINARY BASIS, LOCATE PRIMARY, BUT NOT ALL, HVAC EQUIPMENT IN ROOMS AND ON THE ROOF. THE DESIGN BUILD ENTITY SHALL PROVIDE COMPLETE DESIGN FOR THOSE SPACES REQUIRING HEATING, VENTILATION, EXHAUST, AND AIR CONDITIONING NOT SHOWN ON THIS DRAWING.
- ON A PRELIMINARY BASIS, SIZE AND ROUTE DUCT AND PIPING SYSTEMS IN A MANNER THAT ALLOWS ASSESSMENT OF PLENUM SPACE FOR HVAC PIPING, DOMESTIC WATER PLUMBING PIPING, SMALL CONDUITS, AND LIGHTING.

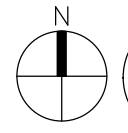
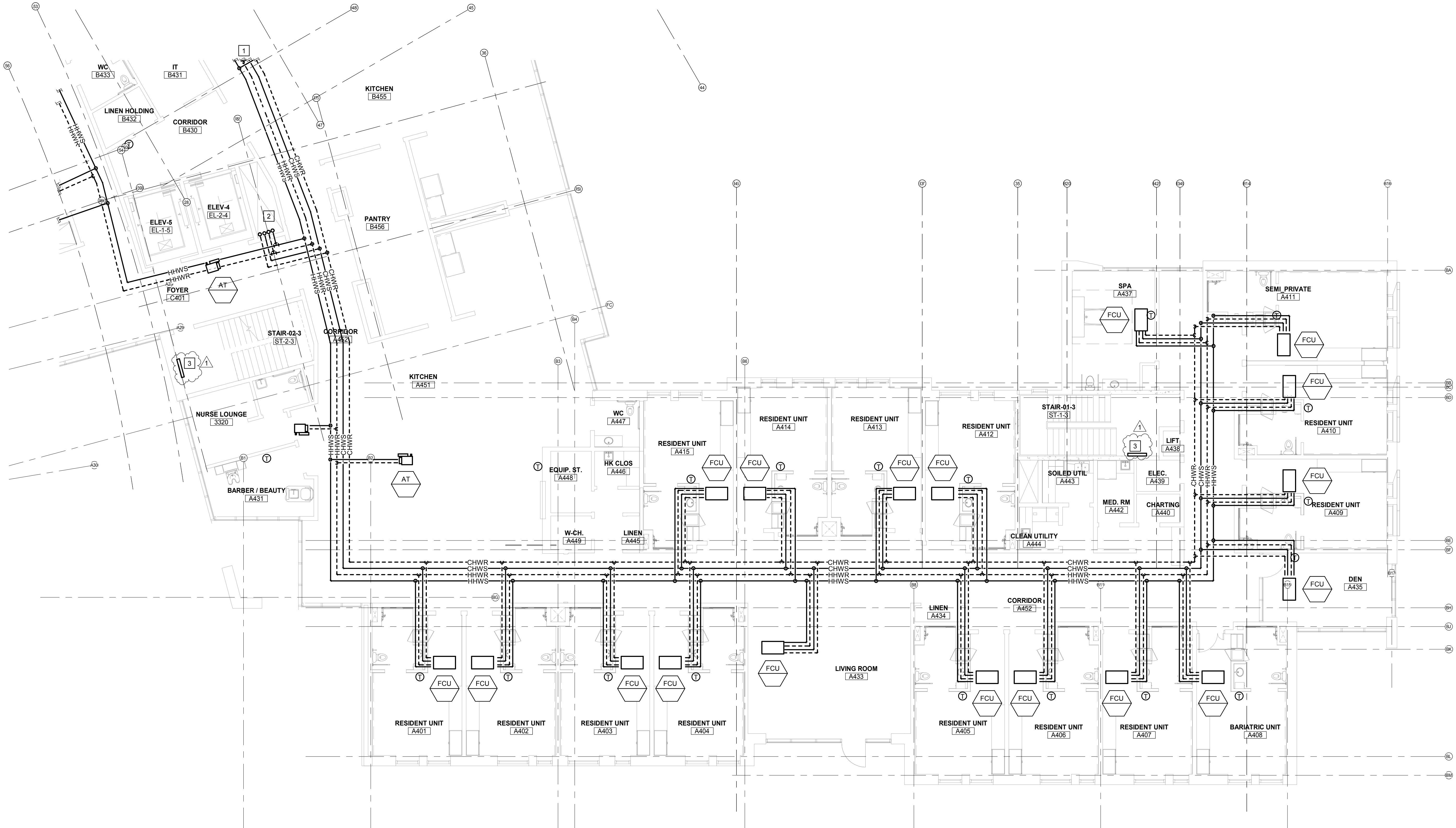
ANY SIZE SHOWN IS THE RESULT OF ENGINEERING CALCULATIONS CONDUCTED ON A PRELIMINARY BASIS.

THE DESIGN BUILD ENTITY IS THE SINGLE POINT OF RESPONSIBILITY FOR ALL DESIGN DECISIONS AND DESIGN PRODUCTS.

REFER NARRATIVE FOR OTHER POSSIBLE SOLUTIONS AND RESPONSIBILITIES OF THE DESIGN BUILD ENTITY.

KEYED NOTES:

- 1 REFER TO SHEET L-H104B FOR CONTINUATION.
- 2 RISERS FROM THIRD FLOOR.
- 3 PROVIDE CABINET UNIT HEATER.



1 **FOURTH FLOOR HEATING PLAN - AREA A**

1/8" = 1'-0"

5 0 5 10 15 20
1/8" = 1'-0"
SCALE FEET

NO.	DATE	ISSUE
1	1/13/2020	AMENDMENT 3

ISSUED FOR BRIDGING NOT FOR CONSTRUCTION

Note: Design-Build Entity shall obtain and verify all dimensions and conditions at job site and be fully responsible for the same. Bridging drawings and narratives are provided for design intent. The design-build entity is responsible for the full design of a project that adheres to all, scope requirements, codes, state and federal regulations and guidelines

CIVIL / SITE:
DAVID MASON + ASSOCIATES
464 N Milwaukee Avenue
Chicago, IL 60654

LANDSCAPE:
HITCHCOCK DESIGN GROUP
22 E Chicago Avenue
Suite 200A
Naperville, IL 60540

STRUCTURAL:
DAVID MASON + ASSOCIATES
464 N Milwaukee Avenue
Chicago, IL 60654

HEATING, VENTILATION,
PLUMBING & FIRE PROTECTION:
BRIC PARTNERSHIP, LLC
100 E Washington Street
Suite 220
Belleville, IL 62220

ELECTRICAL:
WEBB ENGINEERING SERVICES INC
1400 S 3rd Street
Suite 201
St Louis, MO 63104

TECH, DATA, & SECURITY:
SHEN MILSOM & WILKE
2 N Riverside Plaza
Suite 1460
Chicago, IL 60606

FOOD & LAUNDRY SERVICE:
FOOD FACILITIES CONCEPTS, INC
110 Washington Avenue
Suite 302
Carnegie, PA 15106

GEOTECH & ENVIRONMENT:
GSG CONSULTANTS, INC
2942 W VanBuren
Chicago, IL 60612

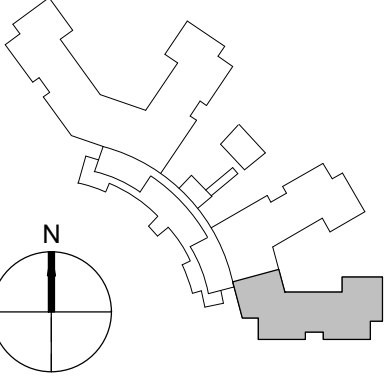
HISTORIC PRESERVATION:
HP2S
213 W Institute Place
Suite 502
Chicago, IL 60610

REMEDITATION DESIGN:
TROPICAL ENVIRONMENTAL, INC
1390 Chase Street
Algonquin, IL 60102

PE PROJECT No: 77550

PERKINS — EASTMAN
209 S LaSalle Street, Suite 400
Chicago, IL 60604
T: +1 312 755 1200
F: +1 312 755 1155

KEY PLAN:



State of Illinois

JB PRITZKER, GOVERNOR
Illinois Capital Development Board

SHEET TITLE:

FOURTH FLOOR HEATING PLAN - AREA A

PROJECT:

NEW NURSING HOME & DOMICILIARY

ILLINOIS VETERANS' HOME QUINCY
1707 NORTH 12 STREET
QUINCY, ADAMS COUNTY, ILLINOIS 62301

PROJECT NO.

040-010-115

DATE:

11/11/19

SHEET NO.

L-H104A

VOLUME: VOLUME 03 OF 4



GENERAL NOTES:

1. THE INTENT OF THIS DRAWING IS TO:

ON A PRELIMINARY BASIS, LOCATE PRIMARY, BUT NOT ALL, HVAC EQUIPMENT IN ROOMS AND ON THE ROOF. THE DESIGN BUILD ENTITY SHALL PROVIDE COMPLETE DESIGN FOR THOSE SPACES REQUIRING HEATING, VENTILATION, EXHAUST, AND AIR CONDITIONING NOT SHOWN ON THIS DRAWING.

ON A PRELIMINARY BASIS, SIZE AND ROUTE DUCT AND PIPING SYSTEMS IN A MANNER THAT ALLOWS ASSESSMENT OF PLENUM SPACE FOR HVAC PIPING, DOMESTIC WATER PLUMBING PIPING, SMALL CONDUITS, AND LIGHTING.

ANY SIZE SHOWN IS THE RESULT OF ENGINEERING CALCULATIONS CONDUCTED ON A PRELIMINARY BASIS.

THE DESIGN BUILD ENTITY IS THE SINGLE POINT OF RESPONSIBILITY FOR ALL DESIGN DECISIONS AND DESIGN PRODUCTS.

REFER NARRATIVE FOR OTHER POSSIBLE SOLUTIONS AND RESPONSIBILITIES OF THE DESIGN BUILD ENTITY.

KEYED NOTES:

1 REFER TO SHEET L-H104A FOR CONTINUATION.

2 REFER TO SHEET L-H104C FOR CONTINUATION.




3 PROVIDE CABINET UNIT HEATER.

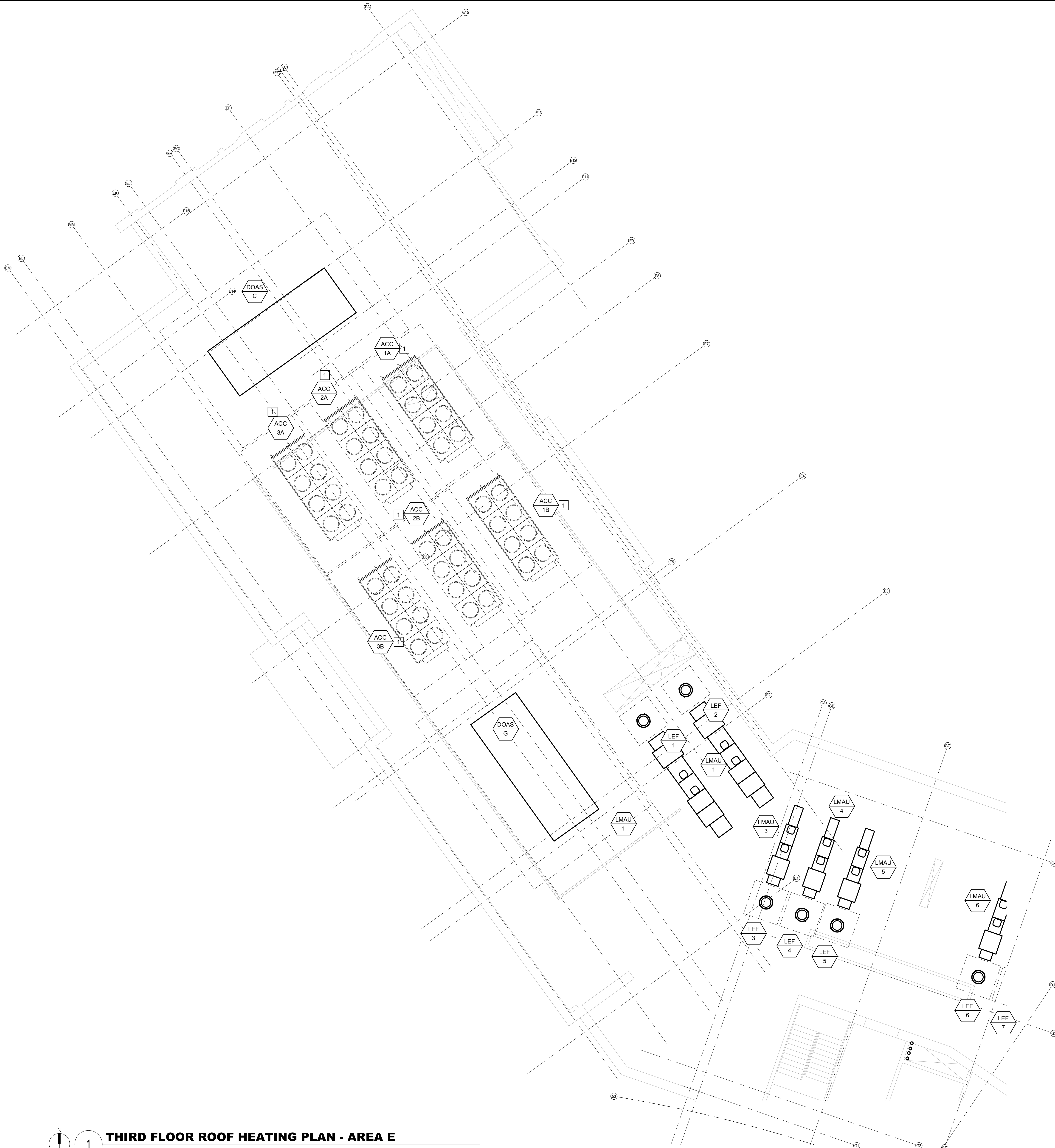
FOURTH FLOOR HEATING PLAN - AREA B

1/8" = 1'-0"

5 0 5 10 15 20

SCALE FEET

NO. DATE ISSUE		ISSUED FOR BRIDGING NOT FOR CONSTRUCTION		CIVIL / SITE: DAVID MASON + ASSOCIATES 464 N Milwaukee Avenue Chicago, IL 60654		STRUCTURAL: DAVID MASON + ASSOCIATES 464 N Milwaukee Avenue Chicago, IL 60654		ELECTRICAL: WEBB ENGINEERING SERVICES INC 1400 S 3rd Street Suite 201 St. Louis, MO 63104		FOOD & LAUNDRY SERVICE: FOOD FACILITIES CONCEPTS, INC 110 Washington Avenue Suite 302 Carnegie, PA 15106		HISTORIC PRESERVATION: HP2S 213 W Institute Place Suite 502 Chicago, IL 60610		PE PROJECT No: 77550		KEY PLAN: 				State of Illinois JB PRITZKER, GOVERNOR Illinois Capital Development Board		SHEET TITLE: FOURTH FLOOR HEATING PLAN - AREA B		PROJECT NO. 040-010-115	
		Note: Design-Build Entity shall obtain and verify all dimensions and conditions at job site and be fully responsible for the same. Bridging drawings and narratives are provided for design intent. The design-build entity is responsible for the full design of a project that adheres to all, scope requirements, codes, state and federal regulations and guidelines.		LANDSCAPE: HITCHCOCK DESIGN GROUP 22 E Chicago Avenue Suite 200A Naperville, IL 60540		HEATING, VENTILATION, PLUMBING & FIRE PROTECTION: BRIC PARTNERSHIP, LLC 100 E Washington Street Suite 220 Belleville, IL 62220		TECH. DATA, & SECURITY: SHEN MILSOM & WILKE 2 N Riverside Plaza Suite 1400 Chicago, IL 60606		GEOTECH & ENVIRONMENT: GSG CONSULTANTS, INC 2942 W VanBuren Chicago, IL 60612		REMEDICATION DESIGN: TROPICAL ENVIRONMENTAL, INC 1390 Chase Street Algonquin, IL 60102		PERKINS — EASTMAN 209 S LaSalle Street, Suite 400 Chicago, IL 60604 T +1 312 755 1200 F +1 312 755 1155						DATE: 11/11/19		SHEET NO. L-H104B			
																				NEW NURSING HOME & DOMICILIARY ILLINOIS VETERANS' HOME QUINCY 1707 NORTH 12 STREET QUINCY, ADAMS COUNTY, ILLINOIS 62301		VOLUME: VOLUME 03 OF 4			



GENERAL NOTES:

1. THE INTENT OF THIS DRAWING IS TO:

ON A PRELIMINARY BASIS, LOCATE PRIMARY, BUT NOT ALL, HVAC EQUIPMENT IN ROOMS AND ON THE ROOF. THE DESIGN BUILD ENTITY SHALL PROVIDE COMPLETE DESIGN FOR THOSE SPACES REQUIRING HEATING, VENTILATION, EXHAUST, AND AIR CONDITIONING NOT SHOWN ON THIS DRAWING.

ON A PRELIMINARY BASIS, SIZE AND ROUTE DUCT AND PIPING SYSTEMS IN A MANNER THAT ALLOWS ASSESSMENT OF PLENUM SPACE FOR HVAC PIPING, DOMESTIC WATER PLUMBING PIPING, SMALL CONDUITS, AND LIGHTING.

ANY SIZE SHOWN IS THE RESULT OF ENGINEERING CALCULATIONS CONDUCTED ON A PRELIMINARY BASIS.

THE DESIGN BUILD ENTITY IS THE SINGLE POINT OF RESPONSIBILITY FOR ALL DESIGN DECISIONS AND DESIGN PRODUCTS.

REFER NARRATIVE FOR OTHER POSSIBLE SOLUTIONS AND RESPONSIBILITIES OF THE DESIGN BUILD ENTITY.

KEYED NOTES:

1 ROUTE REFRIGERANT PIPING FROM RESPECTIVE CHILLER IN BASEMENT TO CONDENSING UNIT.



THIRD FLOOR ROOF HEATING PLAN - AREA E

1/8" = 1'-0"

SCALE

5 0 5 10 15 20

FEET

NO. DATE 1 1/13/2020		ISSUE AMENDMENT 3	ISSUED FOR BRIDGING NOT FOR CONSTRUCTION		CIVIL / SITE: DAVID MASON + ASSOCIATES 464 N Milwaukee Avenue Chicago, IL 60654		STRUCTURAL: DAVID MASON + ASSOCIATES 464 N Milwaukee Avenue Chicago, IL 60654		ELECTRICAL: WEBB ENGINEERING SERVICES INC 1400 S 3rd Street Suite 201 St Louis, MO 63104		FOOD & LAUNDRY SERVICE: FOOD FACILITIES CONCEPTS, INC 110 Washington Avenue Suite 302 Carnegie, PA 15106		HISTORIC PRESERVATION: HP2S 213 W Institute Place Suite 502 Chicago, IL 60610		PE PROJECT NO: 77550 PERKINS — EASTMAN 209 S LaSalle Street, Suite 400 Chicago, IL 60604 T +1 312 755 1200 F +1 312 755 1155		KEY PLAN: 		State of Illinois JB PRITZKER, GOVERNOR Illinois Capital Development Board 		SHEET TITLE: THIRD FLOOR ROOF HEATING PLAN - AREA E		PROJECT NO: 040-010-115	
			Note: Design-Build Entity shall obtain and verify all dimensions and conditions at job site and be fully responsible for the same. Bridging drawings and narratives are provided for design intent. The design-build entity is responsible for the full design of a project that adheres to all, scope requirements, codes, state and federal regulations and guidelines.		LANDSCAPE: HITCHCOCK DESIGN GROUP 22 E Chicago Avenue Suite 200A Naperville, IL 60540		HEATING, VENTILATION, PLUMBING & FIRE PROTECTION: BRIC PARTNERSHIP, LLC 100 E Washington Street Suite 220 Belleville, IL 62220		TECH, DATA, & SECURITY: SHEN MILSOM & WILKE 2 N Riverside Plaza Suite 1400 Chicago, IL 60606		GEO/TECH & ENVIRONMENT: GSG CONSULTANTS, INC 2942 W VanBuren Chicago, IL 60612		REMEDICATION DESIGN: TROPICAL ENVIRONMENTAL, INC 1390 Chase Street Algonquin, IL 60102						PROJECT: NEW NURSING HOME & DOMICILIARY ILLINOIS VETERANS' HOME QUINCY 1707 NORTH 12 STREET QUINCY, ADAMS COUNTY, ILLINOIS 62301		DATE: 11/11/19			
																			SHEET NO. L-H104E		VOLUME: VOLUME 03 OF 4			

GENERAL NOTES:

1. THE INTENT OF THIS DRAWING IS TO:

ON A PRELIMINARY BASIS, LOCATE PRIMARY, BUT NOT ALL, HVAC EQUIPMENT IN ROOMS AND ON THE ROOF. THE DESIGN BUILD ENTITY SHALL PROVIDE COMPLETE DESIGN FOR THOSE SPACES REQUIRING HEATING, VENTILATION, EXHAUST, AND AIR CONDITIONING NOT SHOWN ON THIS DRAWING.

ON A PRELIMINARY BASIS, SIZE AND ROUTE DUCT AND PIPING SYSTEMS IN A MANNER THAT ALLOWS ASSESSMENT OF PLENUM SPACE FOR HVAC PIPING, DOMESTIC WATER PLUMBING PIPING, SMALL CONDUITS, AND LIGHTING.

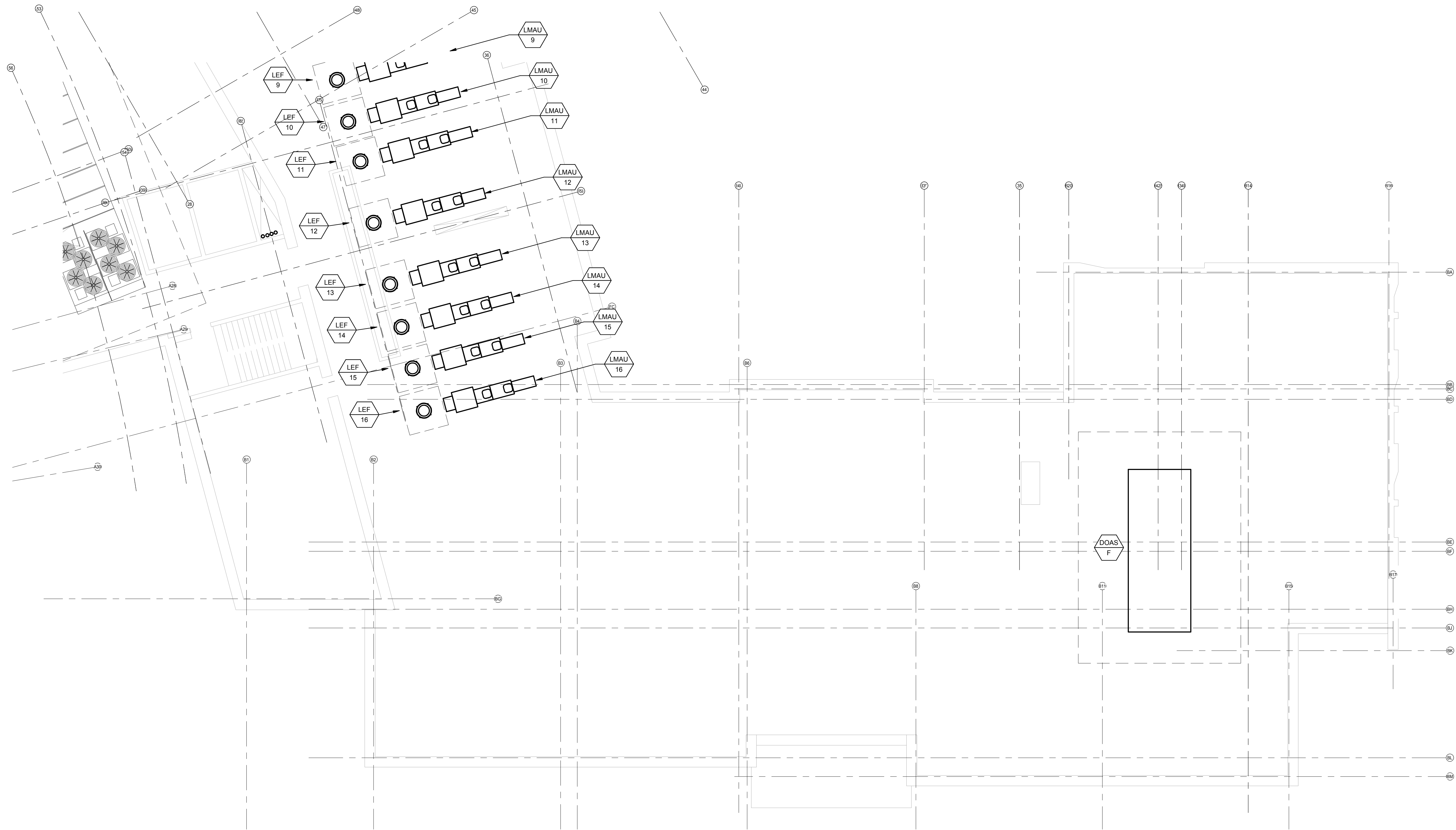
ANY SIZE SHOWN IS THE RESULT OF ENGINEERING CALCULATIONS CONDUCTED ON A PRELIMINARY BASIS.

THE DESIGN BUILD ENTITY IS THE SINGLE POINT OF RESPONSIBILITY FOR ALL DESIGN DECISIONS AND DESIGN PRODUCTS.

REFER NARRATIVE FOR OTHER POSSIBLE SOLUTIONS AND RESPONSIBILITIES OF THE DESIGN BUILD ENTITY.

KEYED NOTES:

1 -



1 FOURTH FLOOR ROOF HEATING PLAN - AREA A
1/8" = 1'-0"
SCALE
FEET

NO.	DATE	ISSUE
1	1/13/2020	AMENDMENT 3

ISSUED FOR BRIDGING NOT FOR CONSTRUCTION

Note: Design-Build Entity shall obtain and verify all dimensions and conditions at job site and be fully responsible for the same. Bridging drawings and narratives are provided for design intent. The design-build entity is responsible for the full design of a project that adheres to all, scope requirements, codes, state and federal regulations and guidelines.

CIVIL / SITE:
DAVID MASON + ASSOCIATES
464 N Milwaukee Avenue
Chicago, IL 60654

LANDSCAPE:
HITCHCOCK DESIGN GROUP
22 E Chicago Avenue
Suite 200A
Naperville, IL 60564

STRUCTURAL:
DAVID MASON + ASSOCIATES
464 N Milwaukee Avenue
Chicago, IL 60654

HEATING, VENTILATION, PLUMBING & FIRE PROTECTION:
BRIC PARTNERSHIP, LLC
100 E Washington Street
Suite 220
Belleville, IL 62220

ELECTRICAL:
WEBB ENGINEERING SERVICES INC
1400 S 3rd Street
Suite 201
St. Louis, MO 63104

TECH, DATA, & SECURITY:
SHEN MILSOM & WILKE
2 N Riverside Plaza
Suite 1400
Chicago, IL 60606

FOOD & LAUNDRY SERVICE:
FOOD FACILITIES CONCEPTS, INC
110 Washington Avenue
Suite 302
Carnegie, PA 15106

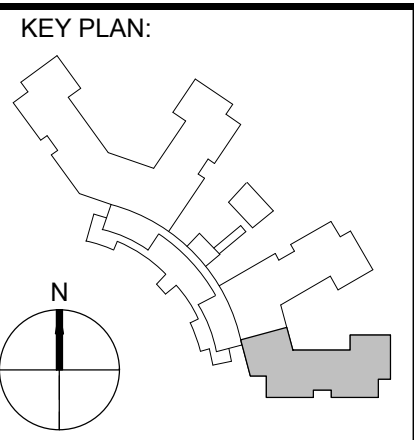
GEOTECH & ENVIRONMENT:
GSG CONSULTANTS, INC
2942 W VanBuren
Chicago, IL 60612

HISTORIC PRESERVATION:
HP2S
213 W Institute Place
Suite 502
Chicago, IL 60610

REMEDITATION DESIGN:
TROPICAL ENVIRONMENTAL, INC
1350 Chase Street
Algonquin, IL 60102

PE PROJECT No: 77550

PERKINS EASTMAN
209 S LaSalle Street, Suite 400
Chicago, IL 60604
T: +1 312 755 1200
F: +1 312 755 1155



State of Illinois

JB PRITZKER, GOVERNOR
Illinois Capital Development Board

SHEET TITLE:
FOURTH FLOOR ROOF HEATING PLAN - AREA A

PROJECT:
NEW NURSING HOME & DOMICILIARY
ILLINOIS VETERANS' HOME QUINCY
1707 NORTH 12 STREET
QUINCY, ADAMS COUNTY, ILLINOIS 62301

PROJECT NO:
040-010-115

DATE:
11/11/19

SHEET NO:
L-H105A

VOLUME: VOLUME 03 OF 4

GENERAL NOTES:

1. THE INTENT OF THIS DRAWING IS TO:

ON A PRELIMINARY BASIS, LOCATE PRIMARY, BUT NOT ALL, HVAC EQUIPMENT IN ROOMS AND ON THE ROOF. THE DESIGN BUILD ENTITY SHALL PROVIDE COMPLETE DESIGN FOR THOSE SPACES REQUIRING HEATING, VENTILATION, EXHAUST, AND AIR CONDITIONING NOT SHOWN ON THIS DRAWING.

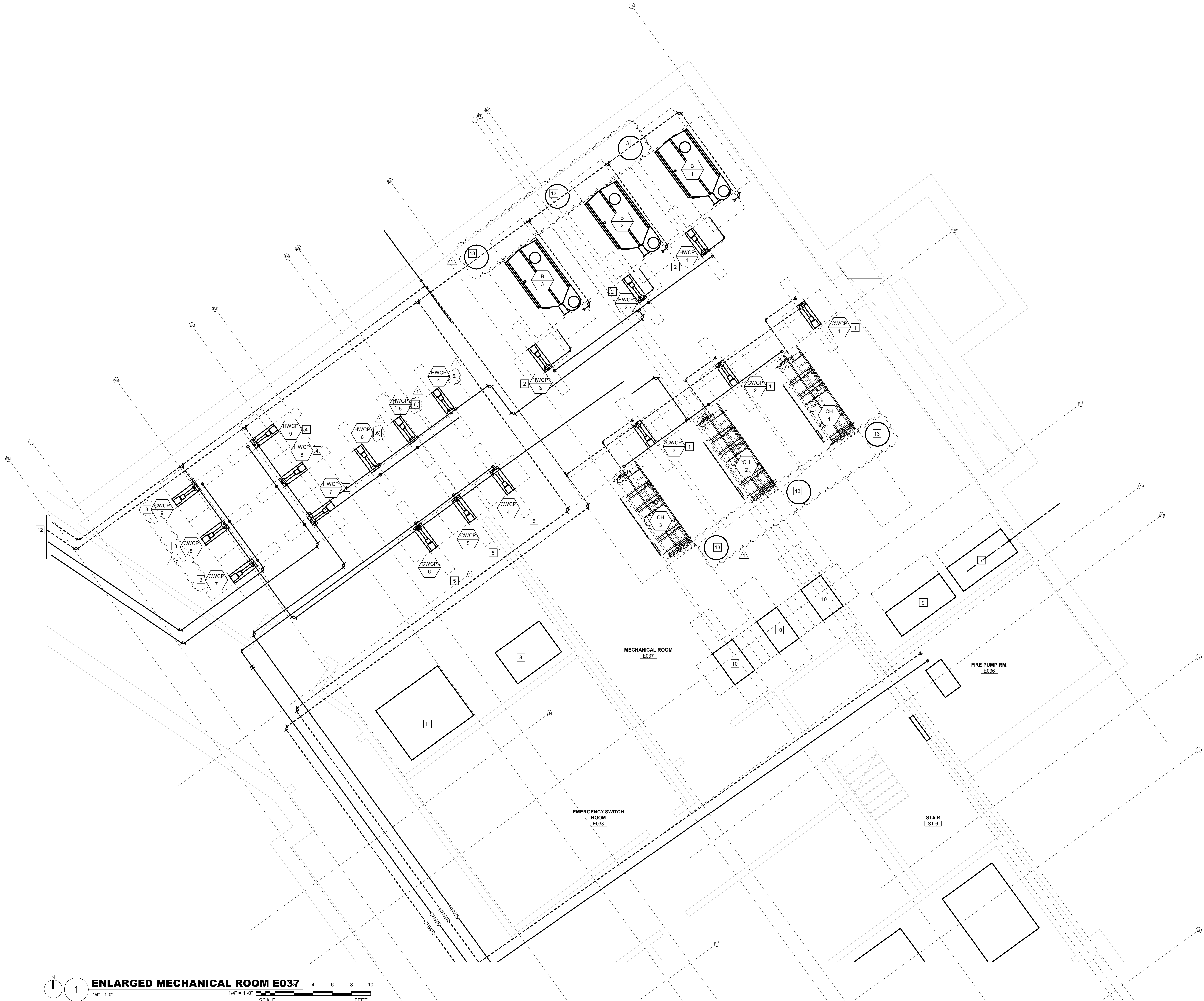
ON A PRELIMINARY BASIS, SIZE AND ROUTE DUCT AND PIPING SYSTEMS IN A MANNER THAT ALLOWS ASSESSMENT OF PLENUM SPACE FOR HVAC PIPING, DOMESTIC WATER PLUMBING PIPING, SMALL CONDUITS, AND LIGHTING.

ANY SIZE SHOWN IS THE RESULT OF ENGINEERING CALCULATIONS CONDUCTED ON A PRELIMINARY BASIS.

THE DESIGN BUILD ENTITY IS THE SINGLE POINT OF RESPONSIBILITY FOR ALL DESIGN DECISIONS AND DESIGN PRODUCTS.

REFER NARRATIVE FOR OTHER POSSIBLE SOLUTIONS AND RESPONSIBILITIES OF THE DESIGN BUILD ENTITY.

- KEYED NOTES:**
- 1 CHILLED WATER PRIMARY PUMP.
 - 2 HEATING WATER PRIMARY PUMP.
 - 3 SECONDARY CHILLED WATER PUMP FOR DOMICILIARY.
 - 4 SECONDARY HEATING WATER PUMP FOR DOMICILIARY.
 - 5 SECONDARY CHILLED WATER PUMP FOR LONG TERM CARE.
 - 6 SECONDARY HEATING WATER PUMP FOR LONG TERM CARE.
 - 7 DOMESTIC WATER SERVICE ENTRANCE. COORDINATE HEATING WORK WITH THE APPROPRIATE DESIGN BUILD TEAM MEMBER.
 - 8 DOMESTIC WATER BOOSTER PUMP. COORDINATE HEATING WORK WITH THE APPROPRIATE DESIGN BUILD TEAM MEMBER.
 - 9 DOMESTIC WATER TREATMENT EQUIPMENT. COORDINATE HEATING WORK WITH THE APPROPRIATE DESIGN BUILD TEAM MEMBER.
 - 10 DOMESTIC WATER HEATER. COORDINATE HEATING WORK WITH THE APPROPRIATE DESIGN BUILD TEAM MEMBER.
 - 11 DOMESTIC WATER STORAGE TANK. COORDINATE HEATING WORK WITH THE APPROPRIATE DESIGN BUILD TEAM MEMBER.
 - 12 REFER TO SHEET NH-H101 FOR CONTINUATION (IN VOLUME 4).
 - 13 EXPANSION TANK.



ENLARGED MECHANICAL ROOM E037

1/4" = 1'-0"

SCALE

0 2 4 6 8 10 FEET

NO.	DATE	ISSUE
1	1/13/2020	AMENDMENT 3

ISSUED FOR BRIDGING NOT FOR CONSTRUCTION

Note: Design-Build Entity shall obtain and verify all dimensions and conditions at job site and be fully responsible for the same. Bridging drawings and narratives are provided for design intent. The design-build entity is responsible for the full design of a project that adheres to all, scope requirements, codes, state and federal regulations and guidelines.

CIVIL / SITE:
DAVID MASON + ASSOCIATES
464 N Milwaukee Avenue
Chicago, IL 60654

LANDSCAPE:
HITCHCOCK DESIGN GROUP
22 E Chicago Avenue
Suite 200A
Naperville, IL 60540

STRUCTURAL:
DAVID MASON + ASSOCIATES
464 N Milwaukee Avenue
Chicago, IL 60654

HEATING, VENTILATION, PLUMBING & FIRE PROTECTION:
BRIC PARTNERSHIP, LLC
100 E Washington Street
Suite 220
Belleville, IL 62220

ELECTRICAL:
WEBB ENGINEERING SERVICES INC
1400 S 3rd Street
Suite 201
St. Louis, MO 63104

TECH. DATA, & SECURITY:
SHEN MILSOM & WILKE
22 E Riverside Plaza
Suite 1400
Chicago, IL 60606

FOOD & LAUNDRY SERVICE:
FOOD FACILITIES CONCEPTS, INC
Suite 302
Carnegie, PA 15106

HISTORIC PRESERVATION:
HP2S
213 W Institute Place
Suite 502
Chicago, IL 60610

REMEDITATION DESIGN:
TROPICAL ENVIRONMENTAL, INC
1350 Chase Street
Algonquin, IL 60102

PE PROJECT No: 77550

PERKINS — EASTMAN
209 S LaSalle Street, Suite 400
Chicago, IL 60604
T: +1 312 755 1200
F: +1 312 755 1155

KEY PLAN:

N



State of Illinois

JB PRITZKER, GOVERNOR

Illinois Capital Development Board

SHEET TITLE:
ENLARGED EQUIPMENT ROOM PLAN

PROJECT:
NEW NURSING HOME & DOMICILIARY

ILLINOIS VETERANS' HOME QUINCY
1707 NORTH 12 STREET
QUINCY, ADAMS COUNTY, ILLINOIS 62301

PROJECT NO.
040-010-115

DATE: 11/11/19

SHEET NO.

L-H201

VOLUME: VOLUME 03 OF 4

⚠

GENERAL NOTES:

1.

THE INTENT OF THIS DRAWING IS TO:

ON A PRELIMINARY BASIS, LOCATE PRIMARY, BUT NOT ALL, HVAC EQUIPMENT IN ROOMS AND ON THE ROOF. THE DESIGN BUILD ENTITY SHALL PROVIDE COMPLETE DESIGN FOR THOSE SPACES REQUIRING HEATING, VENTILATION, EXHAUST, AND AIR CONDITIONING NOT SHOWN ON THIS DRAWING.

ON A PRELIMINARY BASIS, SIZE AND ROUTE DUCT AND PIPING SYSTEMS IN A MANNER THAT ALLOWS ASSESSMENT OF PLENUM SPACE FOR HVAC PIPING, DOMESTIC WATER PLUMBING PIPING, SMALL CONDUITS, AND LIGHTING.

ANY SIZE SHOWN IS THE RESULT OF ENGINEERING CALCULATIONS CONDUCTED ON A PRELIMINARY BASIS.

THE DESIGN BUILD ENTITY IS THE SINGLE POINT OF RESPONSIBILITY FOR ALL DESIGN DECISIONS AND DESIGN PRODUCTS.

REFER NARRATIVE FOR OTHER POSSIBLE SOLUTIONS AND RESPONSIBILITIES OF THE DESIGN BUILD ENTITY.

PUMP SCHEDULE				
PLAN NO.	MANUFACTURER 1	MANUFACTURER 2	MANUFACTURER 3	NOTES
CWCP-1	BELL & GOSSET / -	TACO / -	ARMSTRONG / -	1
CWCP-2	BELL & GOSSET / -	TACO / -	ARMSTRONG / -	1
CWCP-3	BELL & GOSSET / -	TACO / -	ARMSTRONG / -	1
CWCP-4	BELL & GOSSET / -	TACO / -	ARMSTRONG / -	1
CWCP-5	BELL & GOSSET / -	TACO / -	ARMSTRONG / -	1
CWCP-6	BELL & GOSSET / -	TACO / -	ARMSTRONG / -	1
CWCP-7	BELL & GOSSET / -	TACO / -	ARMSTRONG / -	1
CWCP-8	BELL & GOSSET / -	TACO / -	ARMSTRONG / -	1
CWCP-9	BELL & GOSSET / -	TACO / -	ARMSTRONG / -	1
HWCP-1	BELL & GOSSET / -	TACO / -	ARMSTRONG / -	1
HWCP-2	BELL & GOSSET / -	TACO / -	ARMSTRONG / -	1
HWCP-3	BELL & GOSSET / -	TACO / -	ARMSTRONG / -	1
HWCP-4	BELL & GOSSET / -	TACO / -	ARMSTRONG / -	1
HWCP-5	BELL & GOSSET / -	TACO / -	ARMSTRONG / -	1
HWCP-6	BELL & GOSSET / -	TACO / -	ARMSTRONG / -	1
HWCP-7	BELL & GOSSET / -	TACO / -	ARMSTRONG / -	1
HWCP-8	BELL & GOSSET / -	TACO / -	ARMSTRONG / -	1
HWCP-9	BELL & GOSSET / -	TACO / -	ARMSTRONG / -	1
NOTES:				
1. END-SUCTION PUMP, PROVIDE WITH VFD.				

HELICAL ROTARY WATER COOLED CHILLER				
PLAN NO.		CH-1	CH-2	CH-3
MANUFACTURER 1		TRANE	TRANE	TRANE
MODEL NO.		RTUD-250 HE	RTUD-250 HE	RTUD-250 HE
MANUFACTURER 2		YORK	YORK	YORK
MODEL NO.		-	-	-
MANUFACTURER 3		CARRIER	CARRIER	CARRIER
MODEL NO.		-	-	-
CAPACITY	TONS OF REFRIGERATION	194.3	194.3	194.3
	FULL LOAD - kW/Ton (ARI CONDITION)	1.21	1.21	1.21
	IPLV - kW/Ton (ARI CONDITION)	0.8920	0.8920	0.8920
	EER (ARI CONDITION)	10.23	10.23	10.23
EVAPORATOR	WATER FLOW - GPM	332	332	332
	ENTERING-WATER TEMPERATURE - °F	56	56	56
	LEAVING-WATER TEMPERATURE - °F	42	42	42
	PRESSURE DROP - FEET OF HEAD	11.7	11.7	11.7
	FOULING FACTOR	0.0001	0.0001	0.0001
OPERATING WEIGHT		7,602	7,602	7,602
NOISE RATING - dBA AT FEET		85 @ 30FT	85 @ 30FT	85 @ 30FT
NOTES		1,2,3	1,2,3	1,2,3
NOTES:				
1. PROVIDE WITH BACNET COMMUNICATIONS.				
2. PROVIDE WITH FREE COOLING ECONOMIZER.				
3. PROVIDE WITH CONVENIENCE OUTLET.				

CHILLER REMOTE CONDENSER						
PLAN NO.		ACC-1A	ACC-1B	ACC-2A	ACC-2B	ACC-2A
MANUFACTURER 1		TRANE	TRANE	TRANE	TRANE	TRANE
MODEL NO.		RTUD-250 HE	RTUD-250 HE	RTUD-250 HE	RTUD-250 HE	RTUD-250 HE
MANUFACTURER 2		YORK	YORK	YORK	YORK	YORK
MODEL NO.		-	-	-	-	-
MANUFACTURER 3		CARRIER	CARRIER	CARRIER	CARRIER	CARRIER
MODEL NO.		-	-	-	-	-
COMPRESSOR	LIQUID TEMP (°F)	105	105	105	105	105
	TOTAL AIRFLOW	72,250	72,250	72,250	72,250	72,250
OPERATING WEIGHT		5,768	5,768	5,768	5,768	5,768
NOTES		1,2,3,4	1,2,3,4	1,2,3,4	1,2,3,4	1,2,3,4
NOTES:						
1. PROVIDE WITH BACNET COMMUNICATIONS.						
2. PROVIDE WITH FREE COOLING ECONOMIZER.						
3. PROVIDE WITH CONVENIENCE OUTLET.						

CONDENSING BOILER SCHEDULE			
PLAN NO.		B-1	B-2
MANUFACTURER 1		LOCHINVAR CORP.	LOCHINVAR CORP.
MODEL NO.		CREST FB	CREST FB
MANUFACTURER 2		THERMAL SOLUTIONS	THERMAL SOLUTIONS
MODEL NO.		-	-
MANUFACTURER 3		CAMUS	CAMUS
MODEL NO.		-	-
HEATING MEDIUM (HOT WATER OR STEAM)		HOT WATER	HOT WATER
ENTERING-WATER TEMPERATURE - °F (HOT WATER ONLY)		160	160
LEAVING-WATER TEMPERATURE - °F (HOT WATER ONLY)		130	130
MINIMUM EFFICIENCY		94%	94%
MAX INPUT - MBh		3,500	3,500
MIN INPUT - MBh		175	175
NOTES		1	1
NOTES:			
1. PROVIDE WITH CONDENSATE NEUTRALIZATION KIT, HIGH AND LOW PRESSURE SWITCHES WMANUAL RESET, LOW WATER CUT-OFF, BACNET COMMUNICATIONS AND CONSTANT SPEED BOILER CIRCULATION PUMP.			

GENERAL NOTES:

1.

DATA FOR EQUIPMENT IS PRELIMINARY ONLY AND SHALL BE COORDINATED AND VERIFIED IN FINAL DESIGN.
2.

INSTALL ALL EQUIPMENT PER MANUFACTURER'S INSTRUCTIONS AND TO FACILITATE EASE OF MAINTENANCE.
3.

SEE NARRATIVE FOR ADDITIONAL ACOUSTICAL REQUIREMENTS FOR THE SELECTION AND INSTALLATION OF MECHANICAL EQUIPMENT.

NO.	DATE	ISSUE
1	1/13/2020	AMENDMENT 3

ISSUED FOR BRIDGING NOT FOR CONSTRUCTION

Note: Design-Build Entity shall obtain and verify all dimensions and conditions at job site and be fully responsible for the same. Bridging drawings and narratives are provided for design intent. The design-build entity is responsible for the full design of a project that adheres to all, scope requirements, codes, state and federal regulations and guidelines

CIVIL / SITE: DAVID MASON + ASSOCIATES 464 N Milwaukee Avenue Chicago, IL 60654	STRUCTURAL: DAVID MASON + ASSOCIATES 464 N Milwaukee Avenue Chicago, IL 60654	ELECTRICAL: WEBB ENGINEERING SERVICES INC 1400 S 3rd Street Suite 201 St Louis, MO 63104
LANDSCAPE: HITCHCOCK DESIGN GROUP 22 E Chicago Avenue Suite 200A Naperville, IL 60540	HEATING, VENTILATION, PLUMBING & FIRE PROTECTION: BRIC PARTNERSHIP, LLC 100 E Washington Street Suite 220 Belleville, IL 62220	TECH, DATA, & SECURITY: SHEN MILSOM & WILKE 2 N Riverside Plaza Suite 1460 Chicago, IL 60606

FOOD & LAUNDRY SERVICE: MP2S 213 W Institute Place Suite 502 Chicago, IL 60610	HISTORIC PRESERVATION: MP2S 213 W Institute Place Suite 502 Chicago, IL 60610
GEO TECH & ENVIRONMENT: GSG CONSULTANTS, INC 1350 Chase Street Algonquin, IL 60102	REMEDITATION DESIGN: TROPICAL ENVIRONMENTAL, INC 1350 Chase Street Algonquin, IL 60102

PE PROJECT No: 77550

PERKINS — EASTMAN

209 S LaSalle Street, Suite 400
Chicago, IL 60604
T: +1 312 755 1200
F: +1 312 755 1155

KEY PLAN:

N

Capital Development Board

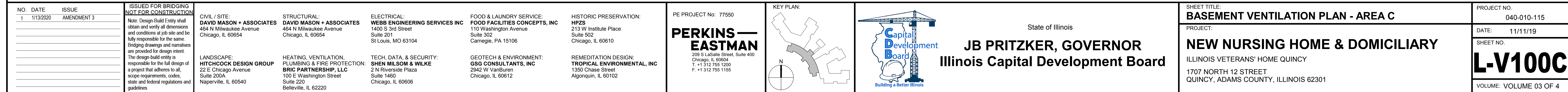
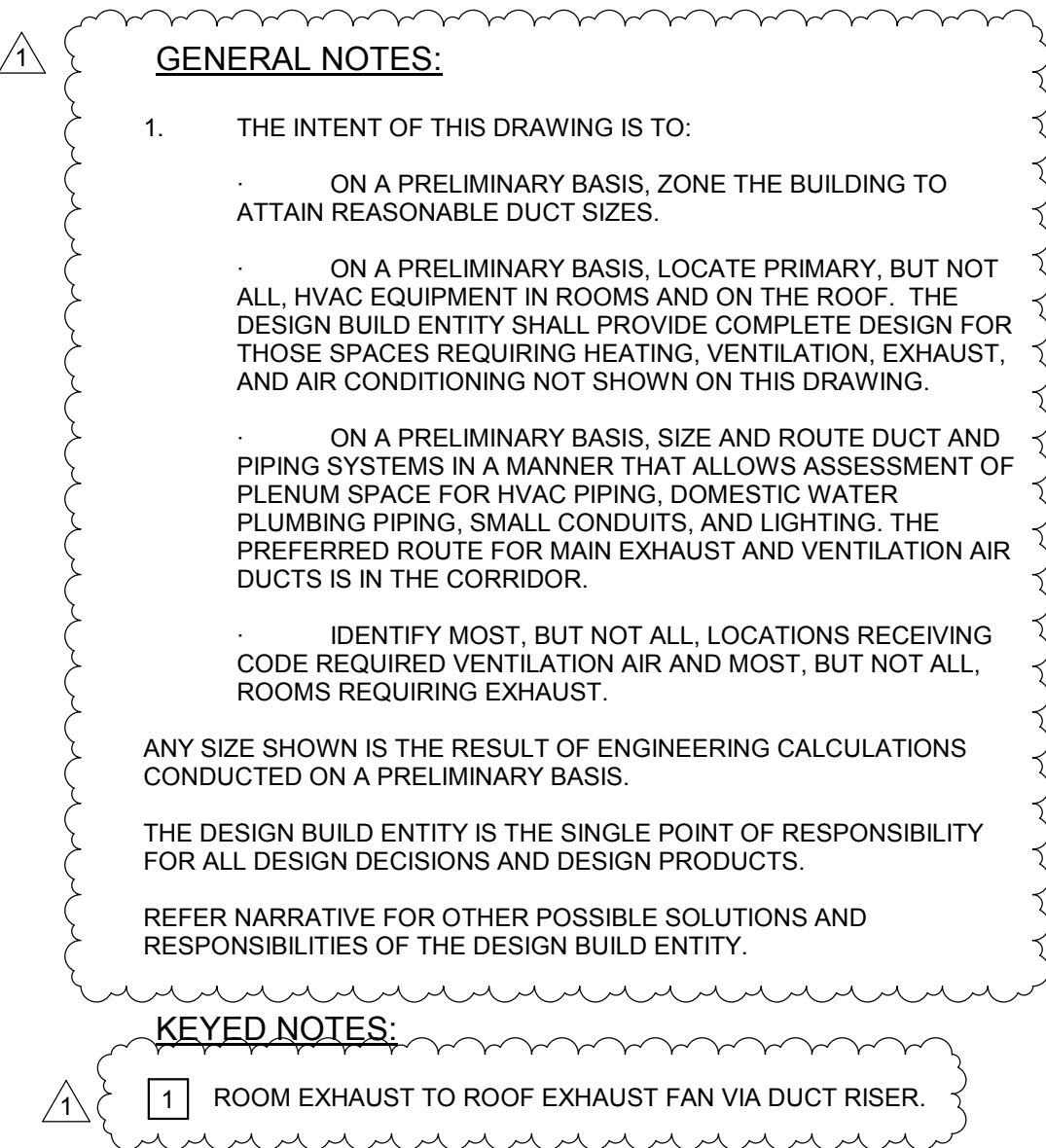
Building a Better Illinois

State of Illinois

JB PRITZKER, GOVERNOR

Illinois Capital Development Board

SHEET TITLE: HEATING SCHEDULES		PROJECT NO. 040-010-115
PROJECT: NEW NURSING HOME & DOMICILIARY		DATE: 11/11/19
ILLINOIS VETERANS' HOME QUINCY		SHEET NO.
1707 NORTH 12 STREET QUINCY, ADAMS COUNTY, ILLINOIS 62301		<div>L-H300</div>
		VOLUME: VOLUME 03 OF 4





GENERAL NOTES:

1. THE INTENT OF THIS DRAWING IS TO:

ON A PRELIMINARY BASIS, ZONE THE BUILDING TO ATTAIN REASONABLE DUCT SIZES.

ON A PRELIMINARY BASIS, LOCATE PRIMARY, BUT NOT ALL, HVAC EQUIPMENT IN ROOMS AND ON THE ROOF. THE DESIGN BUILD ENTITY SHALL PROVIDE COMPLETE DESIGN FOR THOSE SPACES REQUIRING HEATING, VENTILATION, EXHAUST, AND AIR CONDITIONING NOT SHOWN ON THIS DRAWING.

ON A PRELIMINARY BASIS, SIZE AND ROUTE DUCT AND PIPING SYSTEMS IN A MANNER THAT ALLOWS ASSESSMENT OF PLENUM SPACE FOR HVAC PIPING, DOMESTIC WATER PLUMBING PIPING, SMALL CONDUITS, AND LIGHTING. THE PREFERRED ROUTE FOR MAIN EXHAUST AND VENTILATION AIR DUCTS IS IN THE CORRIDOR.

IDENTIFY MOST, BUT NOT ALL, LOCATIONS RECEIVING CODE REQUIRED VENTILATION AIR AND MOST, BUT NOT ALL, ROOMS REQUIRING EXHAUST.

ANY SIZE SHOWN IS THE RESULT OF ENGINEERING CALCULATIONS CONDUCTED ON A PRELIMINARY BASIS.

THE DESIGN BUILD ENTITY IS THE SINGLE POINT OF RESPONSIBILITY FOR ALL DESIGN DECISIONS AND DESIGN PRODUCTS.

REFER NARRATIVE FOR OTHER POSSIBLE SOLUTIONS AND RESPONSIBILITIES OF THE DESIGN BUILD ENTITY.

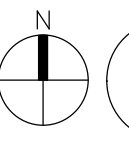
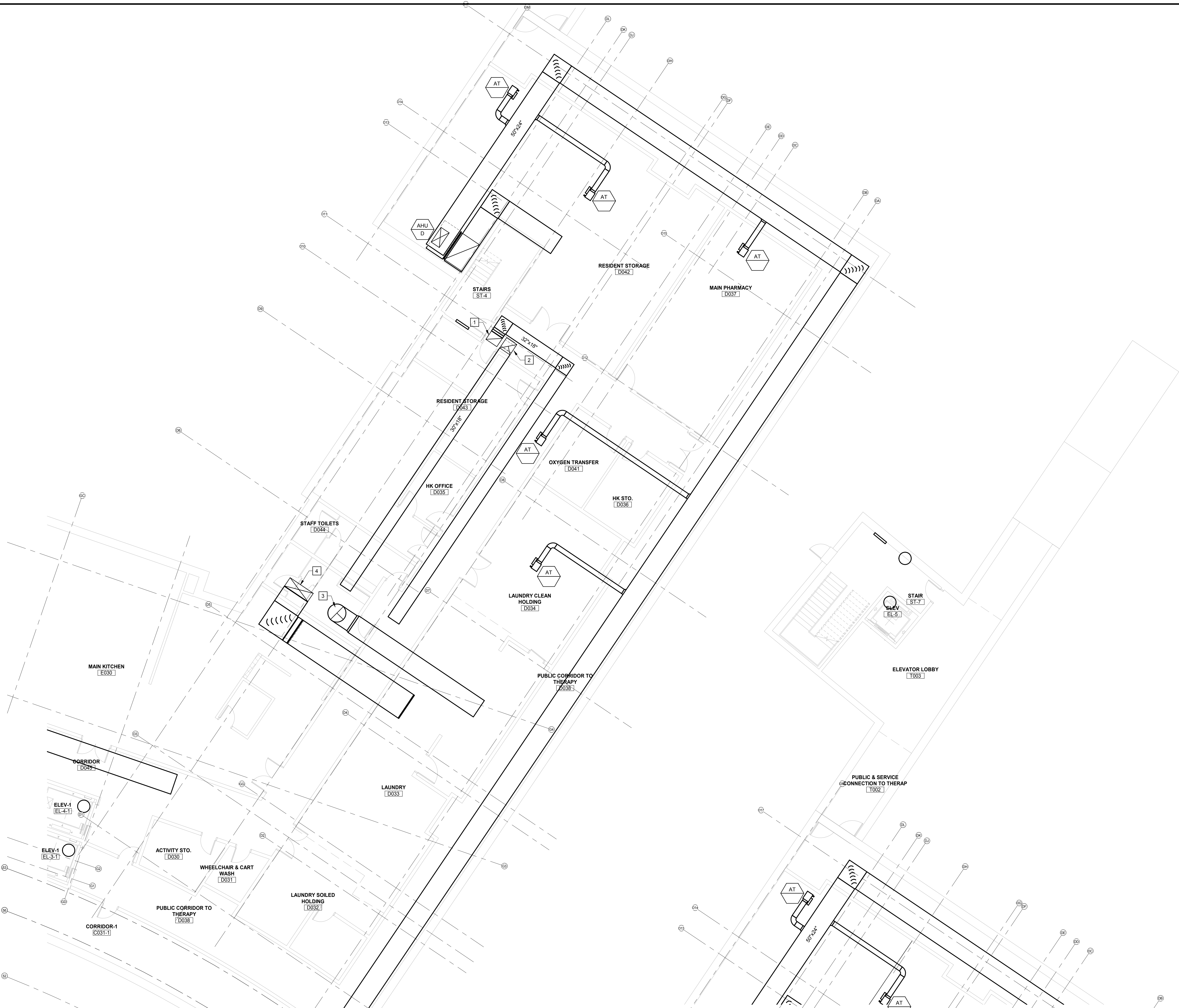
KEYED NOTES:

1 OUTSIDE AIR DUCT DOWN FROM DEDICATED OUTDOOR AIR UNIT (DOAU) ON ROOF.

2 EXHAUST AIR DUCT UP TO DEDICATED OUTDOOR AIR UNIT (DOAU) ON ROOF.

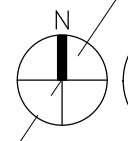
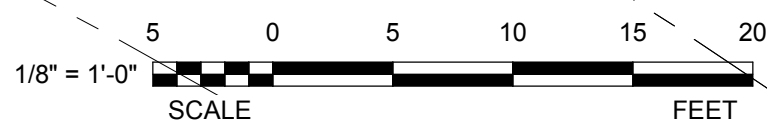
3 DRYER EXHAUST FROM LINT FILTER UP INTO CHASE TO ROOF.

4 MAKEUP AIR FROM ROOF MOUNT DEDICATED OUTDOOR AIR UNIT H (DOAU).



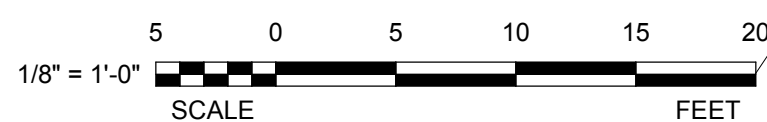
1 BASEMENT VENTILATION PLAN - AREA D

1/8" = 1'-0"



2 BASEMENT VENTILATION PLAN - AREA D(NORTH)

1/8" = 1'-0"



NO.	DATE	ISSUE
1	1/13/2020	AMENDMENT 3

ISSUED FOR BRIDGING NOT FOR CONSTRUCTION

Note: Design-Build Entity shall obtain and verify all dimensions and conditions at job site and be fully responsible for the same. Bridging drawings and narratives are provided for design intent. The design-build entity is responsible for the full design of a project that adheres to all, scope requirements, codes, state and federal regulations and guidelines.

CIVIL / SITE:
DAVID MASON + ASSOCIATES
464 N Milwaukee Avenue
Chicago, IL 60654

LANDSCAPE:
HITCHCOCK DESIGN GROUP
22 E Chicago Avenue
Suite 200A
Naperville, IL 60564

STRUCTURAL:
DAVID MASON + ASSOCIATES
464 N Milwaukee Avenue
Chicago, IL 60654

HEATING, VENTILATION,
PLUMBING & FIRE PROTECTION:
BRIC PARTNERSHIP, LLC
100 E Washington Street
Suite 220
Belleville, IL 62220

ELECTRICAL:
WEBB ENGINEERING SERVICES INC
1400 S 3rd Street
Suite 201
St. Louis, MO 63104

TECH. DATA, & SECURITY:
SHEN MILSOM & WILKE
2 N Riverside Plaza
Suite 1400
Chicago, IL 60606

FOOD & LAUNDRY SERVICE:
FOOD FACILITIES CONCEPTS, INC
110 Washington Avenue
Suite 302
Carnegie, PA 15106

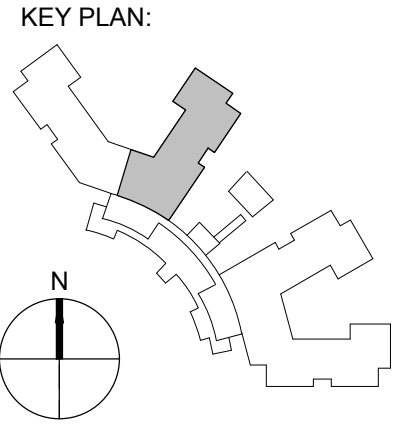
GEOTECH & ENVIRONMENT:
GSG CONSULTANTS, INC
2942 W VanBuren
Chicago, IL 60612

HISTORIC PRESERVATION:
HPZS
213 W Institute Place
Suite 502
Chicago, IL 60610

REMEDITATION DESIGN:
TROPICAL ENVIRONMENTAL, INC
1390 Chase Street
Algonquin, IL 60110

PE PROJECT NO: 77550

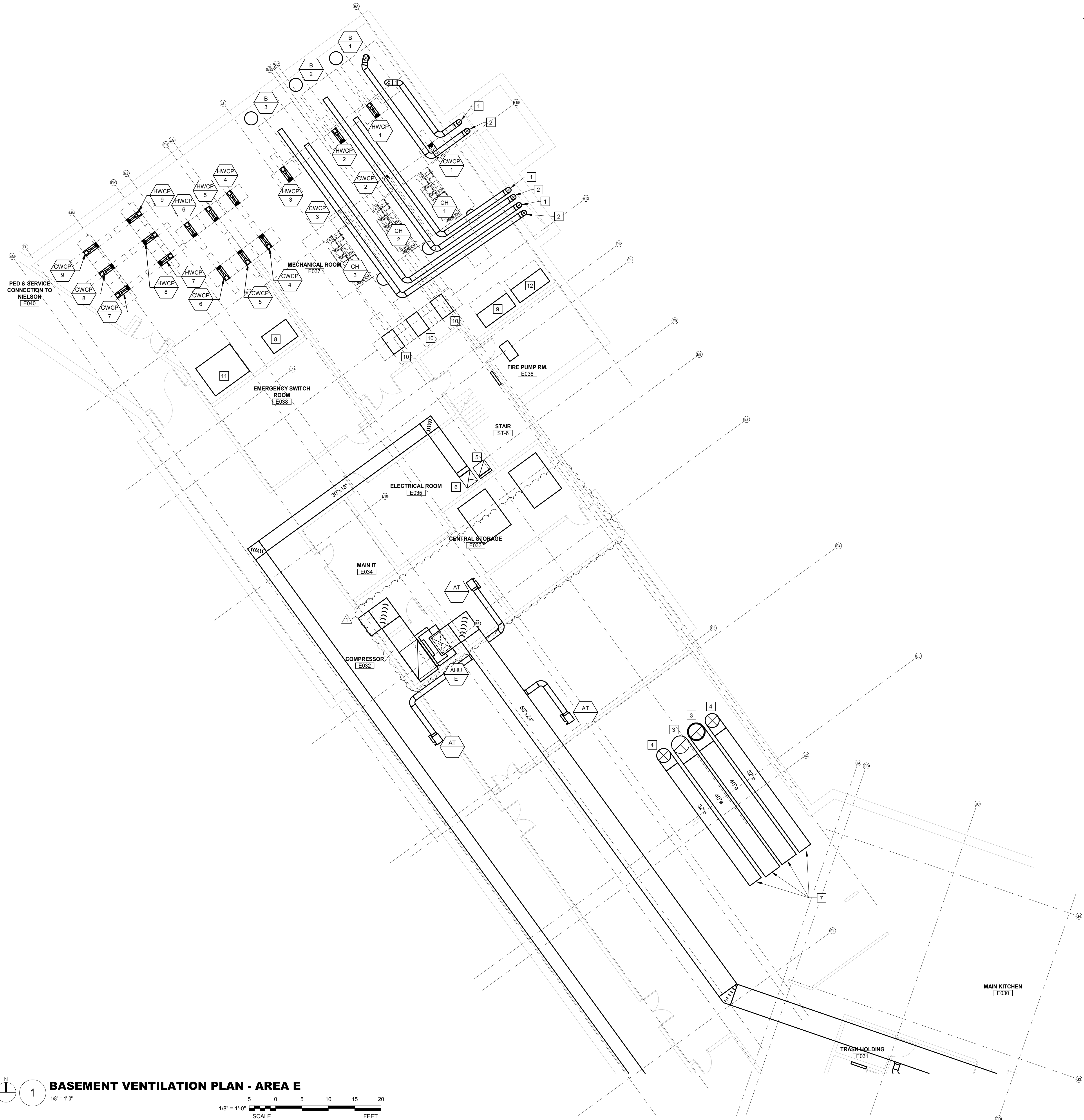
PERKINS — EASTMAN
209 S LaSalle Street, Suite 400
Chicago, IL 60604
T: +1 312 755 1200
F: +1 312 755 1155



State of Illinois

JB PRITZKER, GOVERNOR
Illinois Capital Development Board

SHEET TITLE: BASEMENT VENTILATION PLAN - AREA D		PROJECT NO. 040-010-115
PROJECT: NEW NURSING HOME & DOMICILIARY ILLINOIS VETERANS' HOME QUINCY 1707 NORTH 12 STREET QUINCY, ADAMS COUNTY, ILLINOIS 62301		DATE: 11/11/19
		SHEET NO. L-V100D
		VOLUME: VOLUME 03 OF 4

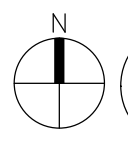


GENERAL NOTES:

- THE INTENT OF THIS DRAWING IS TO:
ON A PRELIMINARY BASIS, ZONE THE BUILDING TO ATTAIN REASONABLE DUCT SIZES.
ON A PRELIMINARY BASIS, LOCATE PRIMARY, BUT NOT ALL, HVAC EQUIPMENT IN ROOMS AND ON THE ROOF. THE DESIGN BUILD ENTITY SHALL PROVIDE COMPLETE DESIGN FOR THOSE SPACES REQUIRING HEATING, VENTILATION, EXHAUST, AND AIR CONDITIONING NOT SHOWN ON THIS DRAWING.
ON A PRELIMINARY BASIS, SIZE AND ROUTE DUCT AND PIPING SYSTEMS IN A MANNER THAT ALLOWS ASSESSMENT OF PLENUM SPACE FOR HVAC PIPING, DOMESTIC WATER PLUMBING PIPING, SMALL CONDUITS, AND LIGHTING. THE PREFERRED ROUTE FOR MAIN EXHAUST AND VENTILATION AIR DUCTS IS IN THE CORRIDOR.
IDENTIFY MOST, BUT NOT ALL, LOCATIONS RECEIVING CODE REQUIRED VENTILATION AIR AND MOST, BUT NOT ALL, ROOMS REQUIRING EXHAUST.
ANY SIZE SHOWN IS THE RESULT OF ENGINEERING CALCULATIONS CONDUCTED ON A PRELIMINARY BASIS.
THE DESIGN BUILD ENTITY IS THE SINGLE POINT OF RESPONSIBILITY FOR ALL DESIGN DECISIONS AND DESIGN PRODUCTS.
REFER NARRATIVE FOR OTHER POSSIBLE SOLUTIONS AND RESPONSIBILITIES OF THE DESIGN BUILD ENTITY.

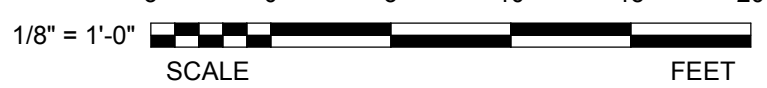
KEYED NOTES:

- BOILER FLUE UP CHASE TO ROOF.
- BOILER COMBUSTION AIR DUCT DOWN FROM ROOF VIA CHASE.
- KITCHEN EXHAUST AIR DUCT UP INTO CHASE TO ROOF.
- MAKE-UP AIR DUCT DOWN FROM ROOF VIA CHASE.
- OUTSIDE AIR DUCT DOWN FROM DEDICATED OUTDOOR AIR UNIT (DOAU) ON ROOF.
- EXHAUST AIR DUCT UP TO DEDICATED OUTDOOR AIR UNIT (DOAU) ON ROOF.
- REFER TO DUCT CONNECTION AT HOOD DETAIL. REFER TO KITCHEN PRODUCTS DATA MANUAL.
- DOMESTIC WATER BOOSTER PUMP.
- DOMESTIC WATER TREATMENT EQUIPMENT.
- DOMESTIC WATER HEATER.
- DOMESTIC WATER STORAGE TANK.
- DOMESTIC WATER SERVICE ENTRANCE.



BASEMENT VENTILATION PLAN - AREA E

1/8" = 1'-0"



NO.	DATE	ISSUE
1	1/13/2020	AMENDMENT 3

ISSUED FOR BRIDGING NOT FOR CONSTRUCTION

Note: Design-Build Entity shall obtain and verify all dimensions and conditions at job site and be fully responsible for the same. Bridging drawings and narratives are provided for design intent. The design-build entity is responsible for the full design of a project that adheres to all, scope requirements, codes, state and federal regulations and guidelines.

CIVIL / SITE:
DAVID MASON + ASSOCIATES
464 N Milwaukee Avenue
Chicago, IL 60654

LANDSCAPE:
HITCHCOCK DESIGN GROUP
22 E Chicago Avenue
Suite 200A
Naperville, IL 60540

STRUCTURAL:
DAVID MASON + ASSOCIATES
464 N Milwaukee Avenue
Chicago, IL 60654

HEATING, VENTILATION,
PLUMBING & FIRE PROTECTION:
BRIC PARTNERSHIP, LLC
100 E Washington Street
Suite 220
Belleville, IL 62220

ELECTRICAL:
WEBB ENGINEERING SERVICES INC
1400 S 3rd Street
Suite 201
St. Louis, MO 63104

TECH. DATA. & SECURITY:
SHEN MILSOM & WILKE
2 N Riverside Plaza
Suite 1460
Chicago, IL 60606

FOOD & LAUNDRY SERVICE:
FOOD FACILITIES CONCEPTS, INC
110 Washington Avenue
Suite 502
Carnegie, PA 15106

GEOTECH & ENVIRONMENT:
GSG CONSULTANTS, INC
2942 W VanBuren
Chicago, IL 60612

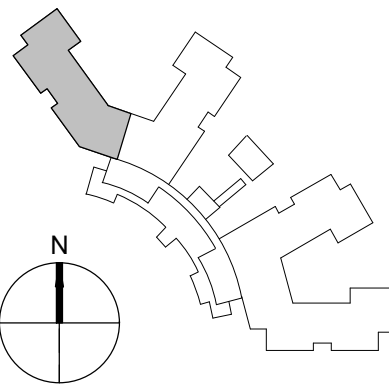
HISTORIC PRESERVATION:
HP25
213 W Institute Place
Suite 502
Chicago, IL 60610

REMEDITATION DESIGN:
TROPICAL ENVIRONMENTAL, INC
1350 Chase Street
Algonquin, IL 60102

PE PROJECT No: 77550

PERKINS — EASTMAN
209 S LaSalle Street, Suite 400
Chicago, IL 60604
T: +1 312 755 1200
F: +1 312 755 1155

KEY PLAN:



State of Illinois
JB PRITZKER, GOVERNOR
Illinois Capital Development Board

SHEET TITLE:
BASEMENT VENTILATION PLAN - AREA E

PROJECT:
NEW NURSING HOME & DOMICILIARY
ILLINOIS VETERANS' HOME QUINCY
1707 NORTH 12 STREET
QUINCY, ADAMS COUNTY, ILLINOIS 62301

PROJECT NO.
040-010-115

DATE: 11/11/19

SHEET NO.

L-V100E

VOLUME: VOLUME 03 OF 4

1. THE INTENT OF THIS DRAWING IS TO:

ON A PRELIMINARY BASIS, ZONE THE BUILDING TO
ATTAIN REASONABLE DUCT SIZES.

ON A PRELIMINARY BASIS, LOCATE PRIMARY, BUT NOT ALL, HVAC EQUIPMENT IN ROOMS AND ON THE ROOF. THE DESIGN BUILD ENTITY SHALL PROVIDE COMPLETE DESIGN FOR THOSE SPACES REQUIRING HEATING, VENTILATION, EXHAUST, AND AIR CONDITIONING NOT SHOWN ON THIS DRAWING.

ON A PRELIMINARY BASIS, SIZE AND ROUTE DUCT AND PIPING SYSTEMS IN A MANNER THAT ALLOWS ASSESSMENT OF PLENUM SPACE FOR HVAC PIPING, DOMESTIC WATER PLUMBING PIPING, SMALL CONDUITS, AND LIGHTING. THE PREFERRED ROUTE FOR MAIN EXHAUST AND VENTILATION AIR DUCTS IS IN THE CORRIDOR.

IDENTIFY MOST, BUT NOT ALL, LOCATIONS RECEIVING CODE REQUIRED VENTILATION AIR AND MOST, BUT NOT ALL, ROOMS REQUIRING EXHAUST.

ANY SIZE SHOWN IS THE RESULT OF ENGINEERING CALCULATIONS
CONDUCTED ON A PRELIMINARY BASIS.

THE DESIGN BUILD ENTITY IS THE SINGLE POINT OF RESPONSIBILITY FOR ALL DESIGN DECISIONS AND DESIGN PRODUCTS.

REFER NARRATIVE FOR OTHER POSSIBLE SOLUTIONS AND RESPONSIBILITIES OF THE DESIGN BUILD ENTITY.

1 EXHAUST AIR DUCT UP TO SECOND FLOOR.

2 OUTSIDE AIR DUCT UP TO SECOND FLOOR

3 KITCHEN HOOD EXHAUST DUCT UP TO LEE

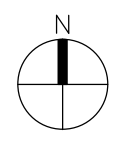
4 KITCHEN HOOD MAKEUP AIR DUCT UP TO LEAF/MALL UNIT O

4. KITCHEN FLOOR MARKED WITH BOOTS OF 10 LBS/EA OR ONLY ON ROOF.




5 REFER TO SHEET L-V101B FOR CONTINUATION

6 REFER TO NARRATIVE FOR APPROACH TO COOLING ELECTRICAL AND IT CLOSETS (TYPICAL ALL SUCH ROOMS).

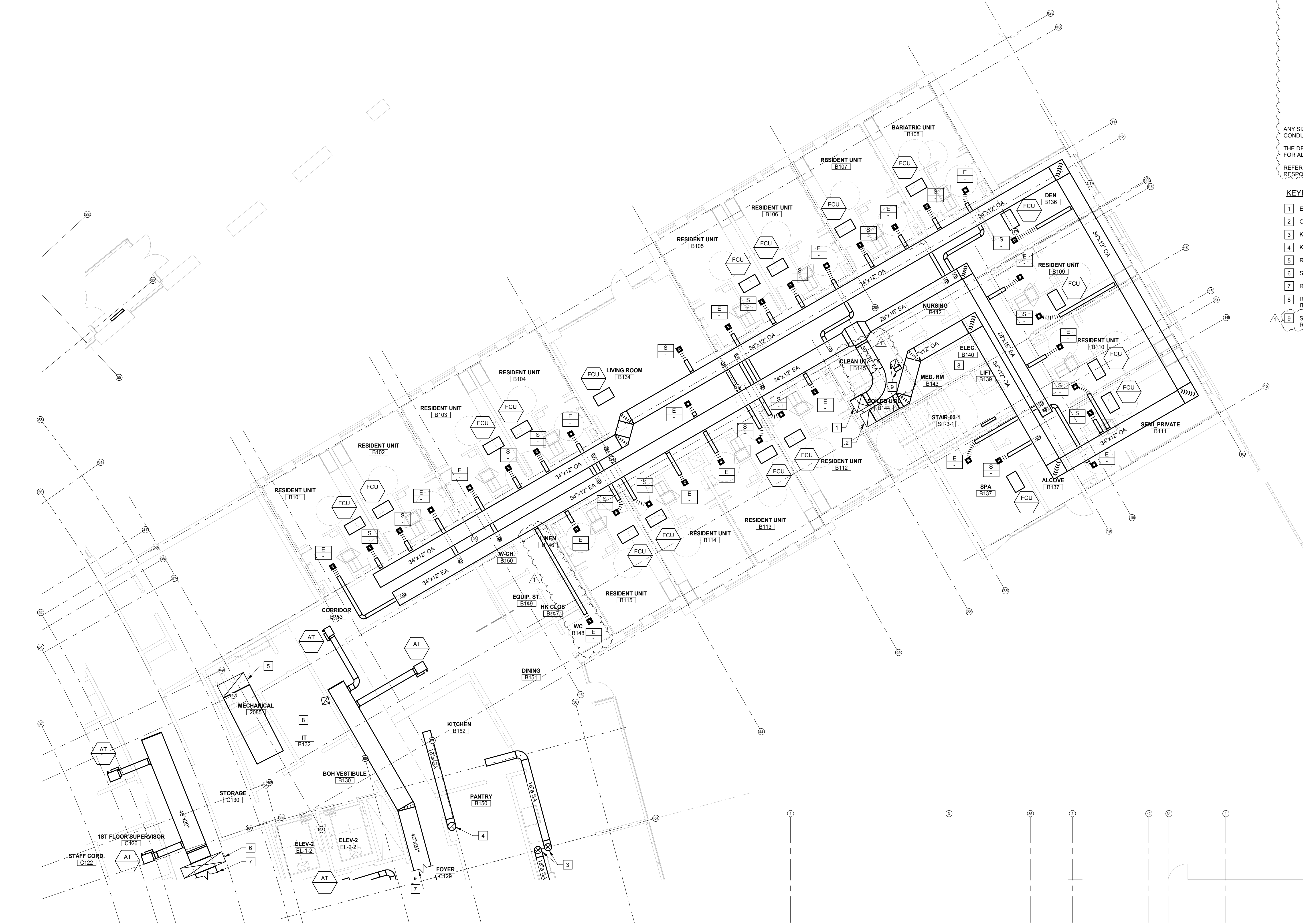
7 SOILED LAUNDRY ROOM EXHAUST TO ROOF EXHAUST FAN VIA DUCT


$$1/8'' = 1'-0''$$

1/8" = 1'-0" SCALE FEET

NO. DATE	ISSUE	ISSUED FOR BRIDGING NOT FOR CONSTRUCTION										PROJECT NO.		
1	1/13/2020	AMENDMENT 3	<p>Note: Design Build Entity shall obtain and verify all dimensions and conditions at job site and be fully responsible for the same. Bridging drawings and narratives are provided for design intent. The design-build entity is responsible for the full design of a project that adheres to all, scope requirements, codes, state and federal regulations and guidelines.</p> <p>CIVIL / SITE: DAVID MASON + ASSOCIATES 404 N Milwaukee Avenue Chicago, IL 60654</p> <p>STRUCTURAL: DAVID MASON + ASSOCIATES 464 N Milwaukee Avenue Chicago, IL 60654</p> <p>ELECTRICAL: WEBB ENGINEERING SERVICES INC 1400 S. 3rd Street Suite 201 St Louis, MO 63104</p> <p>FOOD & LAUNDRY SERVICE: FOOD FACILITIES CONCEPTS, INC 110 Washington Avenue Suite 302 Carnegie, PA 15106</p> <p>HISTORIC PRESERVATION: HP2S 213 W Institute Place Suite 502 Chicago, IL 60610</p> <p>PE PROJECT No: 77550</p> <p>PERKINS — EASTMAN 299 S LaSalle Street, Suite 400 Chicago, IL 60604 F. +1 312 755 1155</p> <p>TECH, DATA, & SECURITY: PLUMBER & FIRE PROTECTION: BRIC PARTNERSHIP, LLC 100 E Washington Street Suite 220 Belleville, IL 62220</p> <p>GEOTECH & ENVIRONMENT: SHEN MILSTON & WILKE 1350 Chase Street Chicago, IL 60612</p> <p>REMEDICATION DESIGN: SHEN MILSTON & WILKE 1350 Chase Street Algonquin, IL 60102</p> <p>State of Illinois</p> <p>JB PRITZKER, GOVERNOR</p> <p>Illinois Capital Development Board</p> 										040-010-115	
			<p>LANDSCAPE: HITCHCOCK DESIGN GROUP 22 E Chicago Avenue Suite 200A Naperville, IL 60540</p> <p>HEATING, VENTILATION, PLUMBING & FIRE PROTECTION: BRIC PARTNERSHIP, LLC 100 E Washington Street Suite 220 Belleville, IL 62220</p>										DATE: 11/11/19	
			<p>PE PROJECT No: 77550</p> <p>PERKINS — EASTMAN 299 S LaSalle Street, Suite 400 Chicago, IL 60604 F. +1 312 755 1155</p> <p>TECH, DATA, & SECURITY: PLUMBER & FIRE PROTECTION: BRIC PARTNERSHIP, LLC 100 E Washington Street Suite 220 Belleville, IL 62220</p> <p>GEOTECH & ENVIRONMENT: SHEN MILSTON & WILKE 1350 Chase Street Algonquin, IL 60102</p> <p>REMEDICATION DESIGN: SHEN MILSTON & WILKE 1350 Chase Street Algonquin, IL 60102</p> <p>State of Illinois</p> <p>JB PRITZKER, GOVERNOR</p> <p>Illinois Capital Development Board</p> 										SHEET NO.	
			<p>LANDSCAPE: HITCHCOCK DESIGN GROUP 22 E Chicago Avenue Suite 200A Naperville, IL 60540</p> <p>HEATING, VENTILATION, PLUMBING & FIRE PROTECTION: BRIC PARTNERSHIP, LLC 100 E Washington Street Suite 220 Belleville, IL 62220</p>										L-V101A	
			<p>PE PROJECT No: 77550</p> <p>PERKINS — EASTMAN 299 S LaSalle Street, Suite 400 Chicago, IL 60604 F. +1 312 755 1155</p> <p>TECH, DATA, & SECURITY: PLUMBER & FIRE PROTECTION: BRIC PARTNERSHIP, LLC 100 E Washington Street Suite 220 Belleville, IL 62220</p> <p>GEOTECH & ENVIRONMENT: SHEN MILSTON & WILKE 1350 Chase Street Algonquin, IL 60102</p> <p>REMEDICATION DESIGN: SHEN MILSTON & WILKE 1350 Chase Street Algonquin, IL 60102</p> <p>State of Illinois</p> <p>JB PRITZKER, GOVERNOR</p> <p>Illinois Capital Development Board</p> 										VOLUME: VOLUME 03 OF 4	

- GENERAL NOTES:**
1. THE INTENT OF THIS DRAWING IS TO:
ON A PRELIMINARY BASIS, ZONE THE BUILDING TO ATTAIN REASONABLE DUCT SIZES.
ON A PRELIMINARY BASIS, LOCATE PRIMARY, BUT NOT ALL, HVAC EQUIPMENT IN ROOMS AND ON THE ROOF. THE DESIGN BUILD ENTITY SHALL PROVIDE COMPLETE DESIGN FOR THOSE SPACES REQUIRING HEATING, VENTILATION, EXHAUST, AND AIR CONDITIONING NOT SHOWN ON THIS DRAWING.
ON A PRELIMINARY BASIS, SIZE AND ROUTE DUCT AND PIPING SYSTEMS IN A MANNER THAT ALLOWS ASSESSMENT OF PLENUM SPACE FOR HVAC PIPING, DOMESTIC WATER PLUMBING PIPING, SMALL CONDUITS, AND LIGHTING. THE PREFERRED ROUTE FOR MAIN EXHAUST AND VENTILATION AIR DUCTS IS IN THE CORRIDOR.
IDENTIFY MOST, BUT NOT ALL, LOCATIONS RECEIVING CODE REQUIRED VENTILATION AIR AND MOST, BUT NOT ALL, ROOMS REQUIRING EXHAUST.
ANY SIZE SHOWN IS THE RESULT OF ENGINEERING CALCULATIONS CONDUCTED ON A PRELIMINARY BASIS.
THE DESIGN BUILD ENTITY IS THE SINGLE POINT OF RESPONSIBILITY FOR ALL DESIGN DECISIONS AND DESIGN PRODUCTS.
REFER NARRATIVE FOR OTHER POSSIBLE SOLUTIONS AND RESPONSIBILITIES OF THE DESIGN BUILD ENTITY.
- KEYED NOTES:**
- 1 EXHAUST AIR DUCT UP TO SECOND FLOOR.
 - 2 OUTSIDE AIR DUCT UP TO SECOND FLOOR.
 - 3 KITCHEN HOOD MAKEUP AIR DUCTS TO ROOF.
 - 4 KITCHEN HOOD EXHAUST AIR DUCTS TO ROOF.
 - 5 RETURN DUCT IN CHASE TO ROOF, RTU EF.
 - 6 SUPPLY DUCT IN CHASE TO ROOF, RTU EF.
 - 7 REFER TO SHEET L-V101A FOR CONTINUATION.
 - 8 REFER TO NARRATIVE FOR APPROACH TO COOLING ELECTRICAL AND IT CLOSETS (TYPICAL ALL SUCH ROOMS).
 - 9 SOILED LAUNDRY ROOM EXHAUST TO ROOF EXHAUST FAN VIA DUCT RISER.



FIRST FLOOR VENTILATION PLAN - AREA B
1/8" = 1'-0"
SCALE
FEET

NO.	DATE	ISSUE
1	1/13/2020	AMENDMENT 3

ISSUED FOR BRIDGING NOT FOR CONSTRUCTION

Note: Design-Build Entity shall obtain and verify all dimensions and conditions at job site and be fully responsible for the same. Bridging drawings and narratives are provided for design intent. The design-build entity is responsible for the full design of a project that adheres to all, scope requirements, codes, state and federal regulations and guidelines.

CIVIL / SITE:
DAVID MASON + ASSOCIATES
464 N Milwaukee Avenue
Chicago, IL 60654

LANDSCAPE:
HITCHCOCK DESIGN GROUP
22 E Chicago Avenue
Suite 200A
Naperville, IL 60540

STRUCTURAL:
DAVID MASON + ASSOCIATES
464 N Milwaukee Avenue
Chicago, IL 60654

HEATING, VENTILATION,
PLUMBING & FIRE PROTECTION:
BRIC PARTNERSHIP, LLC
100 E Washington Street
Suite 220
Belleville, IL 62220

ELECTRICAL:
WEBB ENGINEERING SERVICES INC
1400 S 3rd Street
Suite 201
St. Louis, MO 63104

TECH. DATA, & SECURITY:
SHEN MILSOM & WILKE
22 E Chicago Avenue
Suite 1460
Chicago, IL 60606

FOOD & LAUNDRY SERVICE:
FOOD FACILITIES CONCEPTS, INC
110 Washington Avenue
Suite 302
Carnegie, PA 15106

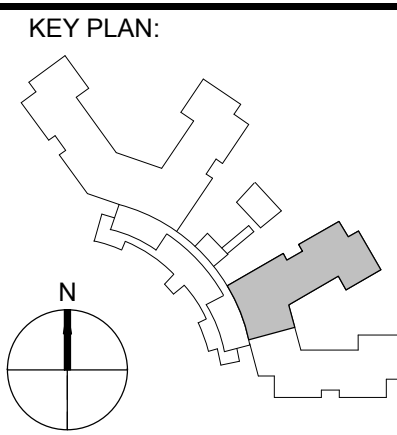
GEOTECH & ENVIRONMENT:
GSG CONSULTANTS, INC
1300 Chase Street
Chicago, IL 60612

HISTORIC PRESERVATION:
HP2S
213 W Institute Place
Suite 502
Chicago, IL 60610

REMEDITATION DESIGN:
TROPICAL ENVIRONMENTAL, INC
1390 VanBuren
Algonquin, IL 60102

PE PROJECT No: 77550

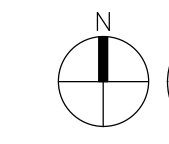
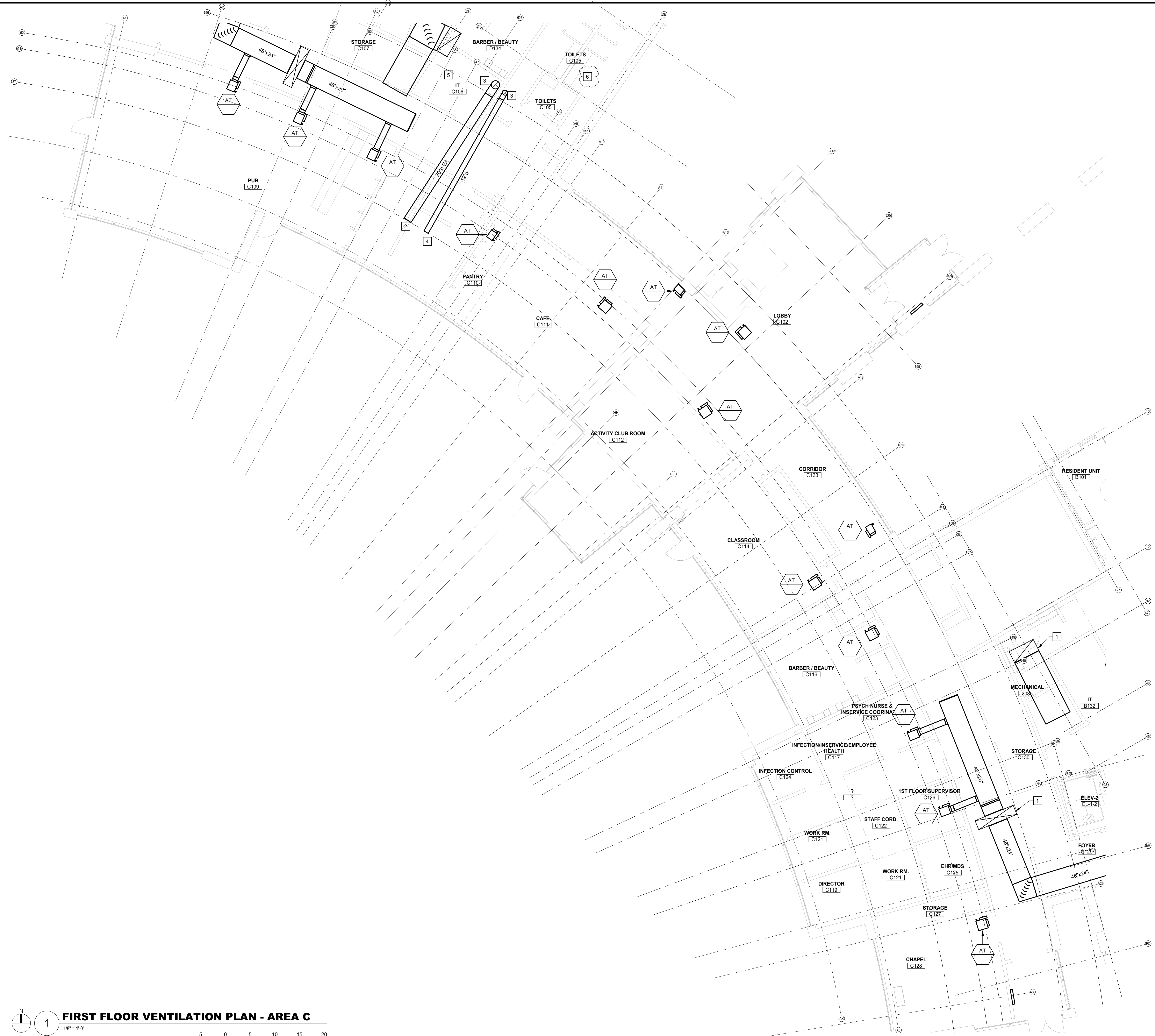
PERKINS — EASTMAN
209 S LaSalle Street, Suite 400
Chicago, IL 60604
T: +1 312 755 1200
F: +1 312 755 1155



State of Illinois

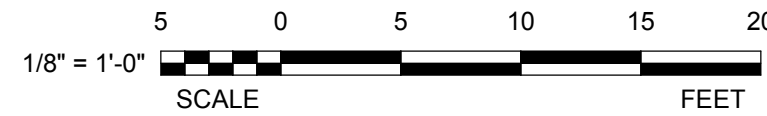
JB PRITZKER, GOVERNOR
Illinois Capital Development Board

SHEET TITLE: FIRST FLOOR VENTILATION PLAN - AREA B	PROJECT NO. 040-010-115
PROJECT: NEW NURSING HOME & DOMICILIARY ILLINOIS VETERANS' HOME QUINCY 1707 NORTH 12 STREET QUINCY, ADAMS COUNTY, ILLINOIS 62301	DATE: 11/11/19
	SHEET NO. L-V101B
	VOLUME: VOLUME 03 OF 4



FIRST FLOOR VENTILATION PLAN - AREA C

1/8" = 1'-0"



- GENERAL NOTES:**
- THE INTENT OF THIS DRAWING IS TO:
ON A PRELIMINARY BASIS, ZONE THE BUILDING TO ATTAIN REASONABLE DUCT SIZES.
ON A PRELIMINARY BASIS, LOCATE PRIMARY, BUT NOT ALL, HVAC EQUIPMENT IN ROOMS AND ON THE ROOF. THE DESIGN BUILD ENTITY SHALL PROVIDE COMPLETE DESIGN FOR THOSE SPACES REQUIRING HEATING, VENTILATION, EXHAUST, AND AIR CONDITIONING NOT SHOWN ON THIS DRAWING.
ON A PRELIMINARY BASIS, SIZE AND ROUTE DUCT AND PIPING SYSTEMS IN A MANNER THAT ALLOWS ASSESSMENT OF PLENUM SPACE FOR HVAC PIPING, DOMESTIC WATER PLUMBING PIPING, SMALL CONDUITS, AND LIGHTING. THE PREFERRED ROUTE FOR MAIN EXHAUST AND VENTILATION AIR DUCTS IS IN THE CORRIDOR.
IDENTIFY MOST, BUT NOT ALL, LOCATIONS RECEIVING CODE REQUIRED VENTILATION AIR AND MOST, BUT NOT ALL, ROOMS REQUIRING EXHAUST.
ANY SIZE SHOWN IS THE RESULT OF ENGINEERING CALCULATIONS CONDUCTED ON A PRELIMINARY BASIS.
THE DESIGN BUILD ENTITY IS THE SINGLE POINT OF RESPONSIBILITY FOR ALL DESIGN DECISIONS AND DESIGN PRODUCTS.
REFER NARRATIVE FOR OTHER POSSIBLE SOLUTIONS AND RESPONSIBILITIES OF THE DESIGN BUILD ENTITY.

- KEYED NOTES:**
- RISE TO SECOND FLOOR.
 - KITCHEN EXHAUST AIR DUCT FROM HOOD IN PUB AREA.
 - KITCHEN EXHAUST AIR DUCT RISE TO SECOND FLOOR.
 - DISHMACHINE EXHAUST.
 - REFER TO NARRATIVE FOR APPROACH TO COOLING ELECTRICAL AND IT CLOSETS (TYPICAL ALL SUCH ROOMS).
 - RESTROOM EXHAUST UP TO EXHAUST FAN ON ROOF.

NO.	DATE	ISSUE
1	1/13/2020	AMENDMENT 3

ISSUED FOR BRIDGING NOT FOR CONSTRUCTION

Note: Design-Build Entity shall obtain and verify all dimensions and conditions at job site and be fully responsible for the same. Bridging drawings and narratives are provided for design intent. The design-build entity is responsible for the full design of a project that adheres to all, scope requirements, codes, state and federal regulations and guidelines.

CIVIL / SITE:
DAVID MASON + ASSOCIATES
464 N Milwaukee Avenue
Chicago, IL 60654

LANDSCAPE:
HITCHCOCK DESIGN GROUP
22 E Chicago Avenue
Suite 200A
Naperville, IL 60564

STRUCTURAL:
DAVID MASON + ASSOCIATES
464 N Milwaukee Avenue
Chicago, IL 60654

HEATING, VENTILATION,
PLUMBING & FIRE PROTECTION:
BRIC PARTNERSHIP, LLC
100 E Washington Street
Suite 220
Belleville, IL 62220

ELECTRICAL:
WEBB ENGINEERING SERVICES INC
1400 S 3rd Street
Suite 201
St. Louis, MO 63104

TECH. DATA, & SECURITY:
SHEN MILSOM & WILKE
2 N Riverside Plaza
Suite 1400
Chicago, IL 60606

FOOD & LAUNDRY SERVICE:
DAVID MASON + ASSOCIATES
110 Washington Avenue
Suite 502
Carnegie, PA 15106


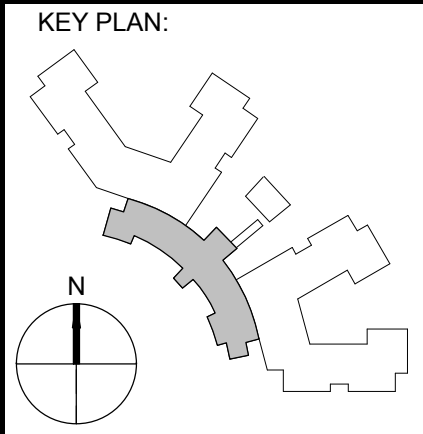
GEOTECH & ENVIRONMENT:
GSG CONSULTANTS, INC
1390 Chase Street
Algonquin, IL 60102

HISTORIC PRESERVATION:
HP2S
213 W Institute Place
Suite 502
Chicago, IL 60610

REMEDITATION DESIGN:
TROPICAL ENVIRONMENTAL, INC
1390 Chase Street
Algonquin, IL 60102

PE PROJECT NO: 77550

PERKINS EASTMAN
209 S LaSalle Street, Suite 400
Chicago, IL 60604
T: +1 312 755 1200
F: +1 312 755 1155



State of Illinois

JB PRITZKER, GOVERNOR
Illinois Capital Development Board

SHEET TITLE: FIRST FLOOR VENTILATION PLAN - AREA C	PROJECT NO. 040-010-115
PROJECT: NEW NURSING HOME & DOMICILIARY ILLINOIS VETERANS' HOME QUINCY 1707 NORTH 12 STREET QUINCY, ADAMS COUNTY, ILLINOIS 62301	DATE: 11/11/19
	SHEET NO. L-V101C
	VOLUME: VOLUME 03 OF 4

- GENERAL NOTES:**
1. THE INTENT OF THIS DRAWING IS TO:
ON A PRELIMINARY BASIS, ZONE THE BUILDING TO ATTAIN REASONABLE DUCT SIZES.
ON A PRELIMINARY BASIS, LOCATE PRIMARY, BUT NOT ALL, HVAC EQUIPMENT IN ROOMS AND ON THE ROOF. THE DESIGN BUILD ENTITY SHALL PROVIDE COMPLETE DESIGN FOR THOSE SPACES REQUIRING HEATING, VENTILATION, EXHAUST, AND AIR CONDITIONING NOT SHOWN ON THIS DRAWING.
ON A PRELIMINARY BASIS, SIZE AND ROUTE DUCT AND PIPING SYSTEMS IN A MANNER THAT ALLOWS ASSESSMENT OF PLENUM SPACE FOR HVAC PIPING, DOMESTIC WATER PLUMBING PIPING, SMALL CONDUITS, AND LIGHTING. THE PREFERRED ROUTE FOR MAIN EXHAUST AND VENTILATION AIR DUCTS IS IN THE CORRIDOR.
IDENTIFY MOST, BUT NOT ALL, LOCATIONS RECEIVING CODE REQUIRED VENTILATION AIR AND MOST, BUT NOT ALL, ROOMS REQUIRING EXHAUST.
ANY SIZE SHOWN IS THE RESULT OF ENGINEERING CALCULATIONS CONDUCTED ON A PRELIMINARY BASIS.
THE DESIGN BUILD ENTITY IS THE SINGLE POINT OF RESPONSIBILITY FOR ALL DESIGN DECISIONS AND DESIGN PRODUCTS.
REFER NARRATIVE FOR OTHER POSSIBLE SOLUTIONS AND RESPONSIBILITIES OF THE DESIGN BUILD ENTITY.
- KEYED NOTES:**
- 1 OUTSIDE AIR DUCT UP TO SECOND FLOOR, IN CHASE.
 - 2 EXHAUST AIR DUCT UP TO SECOND FLOOR, IN CHASE.
 - 3 MAKEUP AIR DUCT UP TO SECOND FLOOR IN CHASE. SERVES LAUNDRY IN BASEMENT.
 - 4 EXHAUST AIR DUCT UP TO SECOND FLOOR IN CHASE. SERVES LAUNDRY LINT FILTER IN BASEMENT.
 - 5 REFER TO SHEET L-V101E FOR CONTINUATION.
 - 6 REFER TO SHEET L-V101C FOR CONTINUATION.
 - 7 RETURN AIR UP TO SECOND FLOOR IN CHASE.
 - 8 SUPPLY AIR UP TO SECOND FLOOR IN CHASE.
 - 9 REFER TO NARRATIVE FOR APPROACH TO COOLING ELECTRICAL AND IT CLOSETS (TYPICAL ALL SUCH ROOMS).
 - 10 SOILED LAUNDRY ROOM EXHAUST TO ROOF EXHAUST FAN VIA DUCT RISER.



FIRST FLOOR VENTILATION PLAN - AREA D

NO.	DATE	ISSUE
1	1/13/2020	AMENDMENT 3

ISSUED FOR BRIDGING NOT FOR CONSTRUCTION

Note: Design-Build Entity shall obtain and verify all dimensions and conditions at job site and be fully responsible for the same. Bridging drawings and narratives are provided for design intent. The design-build entity is responsible for the full design of a project that adheres to all, scope requirements, codes, state and federal regulations and guidelines.

CIVIL / SITE:
DAVID MASON + ASSOCIATES
464 N Milwaukee Avenue
Chicago, IL 60654

LANDSCAPE:
HITCHCOCK DESIGN GROUP
22 E Chicago Avenue
Suite 200A
Naperville, IL 60540

STRUCTURAL:
DAVID MASON + ASSOCIATES
464 N Milwaukee Avenue
Chicago, IL 60654

HEATING, VENTILATION, PLUMBING & FIRE PROTECTION:
BRIC PARTNERSHIP, LLC
100 E Washington Street
Suite 220
Belleville, IL 62220

ELECTRICAL:
WEBB ENGINEERING SERVICES INC
1400 S 3rd Street
Suite 201
St. Louis, MO 63104

TECH. DATA, & SECURITY:
SHEN MILSOM & WILKE
2 N Riverside Plaza
Suite 1400
Chicago, IL 60606

FOOD & LAUNDRY SERVICE:
FOOD FACILITIES CONCEPTS, INC
110 Washington Avenue
Suite 302
Carnegie, PA 15106

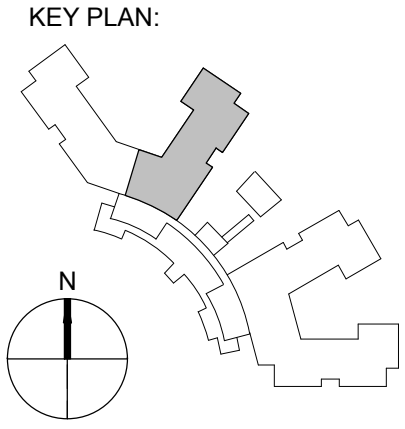
GEO TECH & ENVIRONMENT:
GSG CONSULTANTS, INC
2942 W VanBuren
Chicago, IL 60612

HISTORIC PRESERVATION:
HP2S
213 W Institute Place
Suite 502
Chicago, IL 60610

REMEDITATION DESIGN:
TROPICAL ENVIRONMENTAL, INC
1390 Chase Street
Algonquin, IL 60112

PE PROJECT No: 77550

PERKINS — EASTMAN
209 S LaSalle Street, Suite 400
Chicago, IL 60604
T: +1 312 755 1200
F: +1 312 755 1155



State of Illinois

JB PRITZKER, GOVERNOR
Illinois Capital Development Board



SHEET TITLE: FIRST FLOOR VENTILATION PLAN - AREA D	PROJECT NO. 040-010-115
PROJECT: NEW NURSING HOME & DOMICILIARY ILLINOIS VETERANS' HOME QUINCY 1707 NORTH 12 STREET QUINCY, ADAMS COUNTY, ILLINOIS 62301	DATE: 11/11/19
	SHEET NO. L-V101D
	VOLUME: VOLUME 03 OF 4

- GENERAL NOTES:**
1. THE INTENT OF THIS DRAWING IS TO:
ON A PRELIMINARY BASIS, ZONE THE BUILDING TO ATTAIN REASONABLE DUCT SIZES.
ON A PRELIMINARY BASIS, LOCATE PRIMARY, BUT NOT ALL, HVAC EQUIPMENT IN ROOMS AND ON THE ROOF. THE DESIGN BUILD ENTITY SHALL PROVIDE COMPLETE DESIGN FOR THOSE SPACES REQUIRING HEATING, VENTILATION, EXHAUST, AND AIR CONDITIONING NOT SHOWN ON THIS DRAWING.
ON A PRELIMINARY BASIS, SIZE AND ROUTE DUCT AND PIPING SYSTEMS IN A MANNER THAT ALLOWS ASSESSMENT OF PLENUM SPACE FOR HVAC PIPING, DOMESTIC WATER PLUMBING PIPING, SMALL CONDUITS, AND LIGHTING. THE PREFERRED ROUTE FOR MAIN EXHAUST AND VENTILATION AIR DUCTS IS IN THE CORRIDOR.
IDENTIFY MOST, BUT NOT ALL, LOCATIONS RECEIVING CODE REQUIRED VENTILATION AIR AND MOST, BUT NOT ALL, ROOMS REQUIRING EXHAUST.
ANY SIZE SHOWN IS THE RESULT OF ENGINEERING CALCULATIONS CONDUCTED ON A PRELIMINARY BASIS.
THE DESIGN BUILD ENTITY IS THE SINGLE POINT OF RESPONSIBILITY FOR ALL DESIGN DECISIONS AND DESIGN PRODUCTS.
REFER NARRATIVE FOR OTHER POSSIBLE SOLUTIONS AND RESPONSIBILITIES OF THE DESIGN BUILD ENTITY.

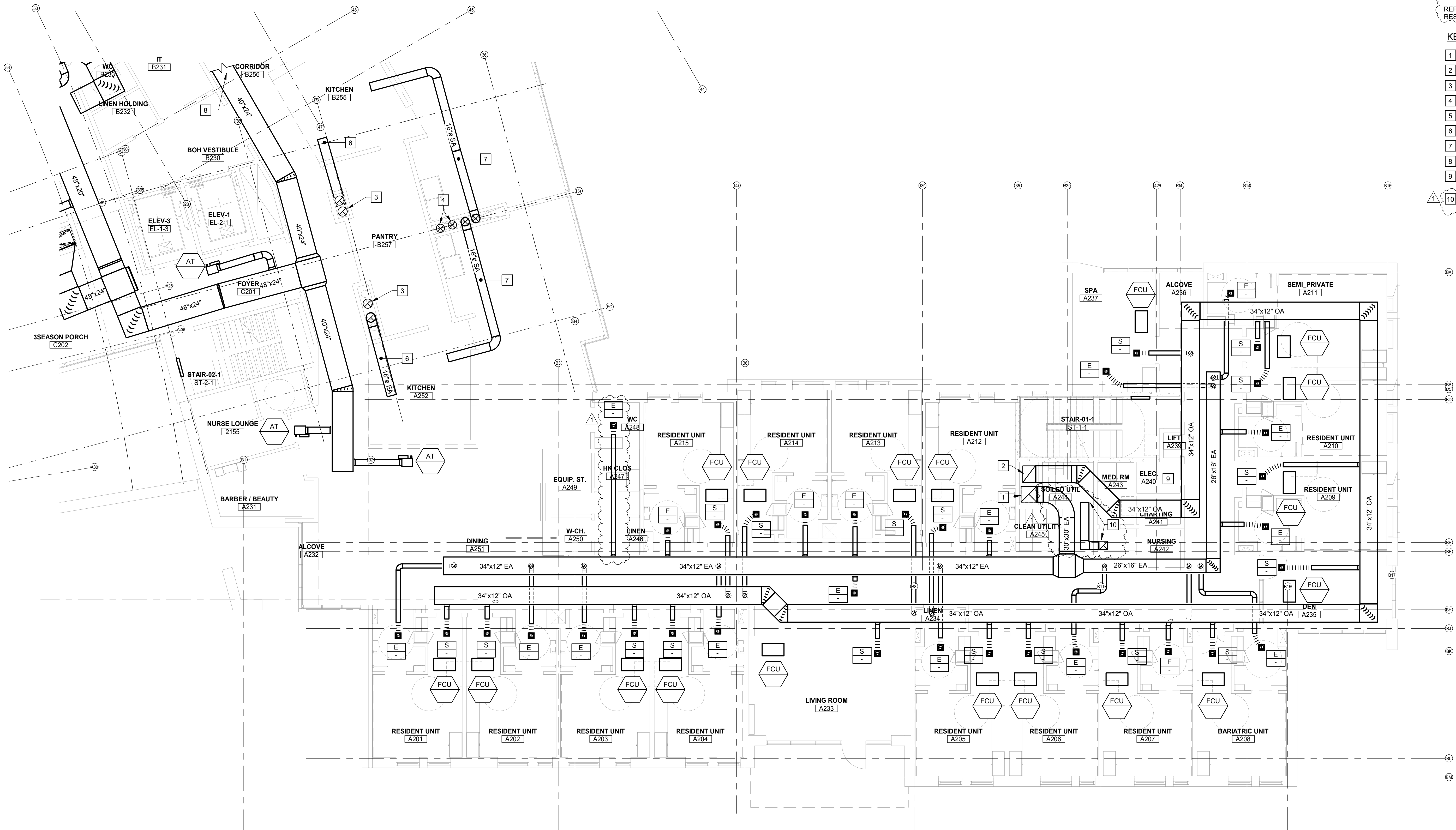
- KEYED NOTES:**
- 1 REFER TO SHEET L-V101D FOR CONTINUATION.
 - 2 OUTSIDE AIR DUCT UP TO SECOND FLOOR, IN CHASE.
 - 3 EXHAUST AIR DUCT UP TO SECOND FLOOR, IN CHASE.
 - 4 MAIN KITCHEN HOOD EXHAUST DUCT RISERS FROM BASEMENT.
 - 5 MAIN KITCHEN HOOD MAKEUP AIR DUCT RISERS FROM BASEMENT.
 - 6 REFER TO NARRATIVE FOR APPROACH TO COOLING ELECTRICAL AND IT CLOSETS (TYPICAL ALL SUCH ROOMS).
 - 7 SOILED LAUNDRY ROOM EXHAUST TO ROOF EXHAUST FAN VIA DUCT RISER.



FIRST FLOOR VENTILATION PLAN - AREA E
1/8" = 1'-0"
SCALE
5 0 5 10 15 20
FEET

NO. DATE ISSUE			ISSUED FOR BRIDGING NOT FOR CONSTRUCTION						PROJECT NO. 040-010-115		
1 1/13/2020 AMENDMENT 3			Note: Design-Build Entity shall obtain and verify all dimensions and conditions at job site and be fully responsible for the same. Bridging drawings and narratives are provided for design intent. The design-build entity is responsible for the full design of a project that adheres to all, scope requirements, codes, state and federal regulations and guidelines.			CIVIL / SITE: DAVID MASON + ASSOCIATES 464 N Milwaukee Avenue Chicago, IL 60654			STRUCTURAL: DAVID MASON + ASSOCIATES 464 N Milwaukee Avenue Chicago, IL 60654		
						LANDSCAPE: HITCHCOCK DESIGN GROUP 22 E Chicago Avenue Suite 200A Naperville, IL 60540			HEATING, VENTILATION, PLUMBING & FIRE PROTECTION: BRIC PARTNERSHIP, LLC 100 E Washington Street Suite 220 Belleville, IL 62220		
									ELECTRICAL: WEBB ENGINEERING SERVICES INC 1400 S 3rd Street Suite 201 St. Louis, MO 63104		
									TECH. DATA, & SECURITY: SHEN MILSON & WILKE 2 N Riverside Plaza Suite 1460 Chicago, IL 60606		
									FOOD & LAUNDRY SERVICE: FOOD FACILITIES CONCEPTS, INC 110 Washington Avenue Suite 302 Carnegie, PA 15106		
									HISTORIC PRESERVATION: HP2S 213 W Institute Place Suite 502 Chicago, IL 60610		
									PE PROJECT NO: 77550		
									PERKINS — EASTMAN 209 S LaSalle Street, Suite 400 Chicago, IL 60604 T: +1 312 755 1200 F: +1 312 755 1155		
									KEY PLAN: 		
									State of Illinois		
									JB PRITZKER, GOVERNOR		
									Illinois Capital Development Board		
											
									SHEET TITLE: FIRST FLOOR VENTILATION PLAN - AREA E		
									PROJECT: NEW NURSING HOME & DOMICILIARY		
									ILLINOIS VETERANS' HOME QUINCY		
									1707 NORTH 12 STREET QUINCY, ADAMS COUNTY, ILLINOIS 62301		
									SHEET NO. L-V101E		
									VOLUME: VOLUME 03 OF 4		

- GENERAL NOTES:**
- THE INTENT OF THIS DRAWING IS TO:
ON A PRELIMINARY BASIS, ZONE THE BUILDING TO ATTAIN REASONABLE DUCT SIZES.
ON A PRELIMINARY BASIS, LOCATE PRIMARY, BUT NOT ALL, HVAC EQUIPMENT IN ROOMS AND ON THE ROOF. THE DESIGN BUILD ENTITY SHALL PROVIDE COMPLETE DESIGN FOR THOSE SPACES REQUIRING HEATING, VENTILATION, EXHAUST, AND AIR CONDITIONING NOT SHOWN ON THIS DRAWING.
ON A PRELIMINARY BASIS, SIZE AND ROUTE DUCT AND PIPING SYSTEMS IN A MANNER THAT ALLOWS ASSESSMENT OF PLENUM SPACE FOR HVAC PIPING, DOMESTIC WATER PLUMBING PIPING, SMALL CONDUITS, AND LIGHTING. THE PREFERRED ROUTE FOR MAIN EXHAUST AND VENTILATION AIR DUCTS IS IN THE CORRIDOR.
IDENTIFY MOST, BUT NOT ALL, LOCATIONS RECEIVING CODE REQUIRED VENTILATION AIR AND MOST, BUT NOT ALL, ROOMS REQUIRING EXHAUST.
ANY SIZE SHOWN IS THE RESULT OF ENGINEERING CALCULATIONS CONDUCTED ON A PRELIMINARY BASIS.
THE DESIGN BUILD ENTITY IS THE SINGLE POINT OF RESPONSIBILITY FOR ALL DESIGN DECISIONS AND DESIGN PRODUCTS.
REFER NARRATIVE FOR OTHER POSSIBLE SOLUTIONS AND RESPONSIBILITIES OF THE DESIGN BUILD ENTITY.
- KEYED NOTES:**
- EXHAUST AIR DUCT UP TO THIRD FLOOR AND DOWN TO FIRST FLOOR.
 - OUTSIDE AIR DUCT UP TO THIRD FLOOR AND DOWN TO FIRST FLOOR.
 - KITCHEN HOOD EXHAUST DUCT FROM FIRST FLOOR, TO ROOF.
 - KITCHEN HOOD MAKEUP AIR FROM FIRST FLOOR, TO ROOF.
 - KITCHEN HOOD EXHAUST DUCT.
 - KITCHEN HOOD EXHAUST DUCT UP TO LEF/MAU ON ROOF.
 - KITCHEN HOOD MAKEUP AIR DUCT UP TO LEF/MAU UNIT ON ROOF.
 - REFER TO SHEET L-V102B FOR CONTINUATION.
 - REFER TO NARRATIVE FOR APPROACH TO COOLING ELECTRICAL AND IT CLOSETS (TYPICAL ALL SUCH ROOMS).
 - SOILED LAUNDRY ROOM EXHAUST TO ROOF EXHAUST FAN VIA DUCT RISER.

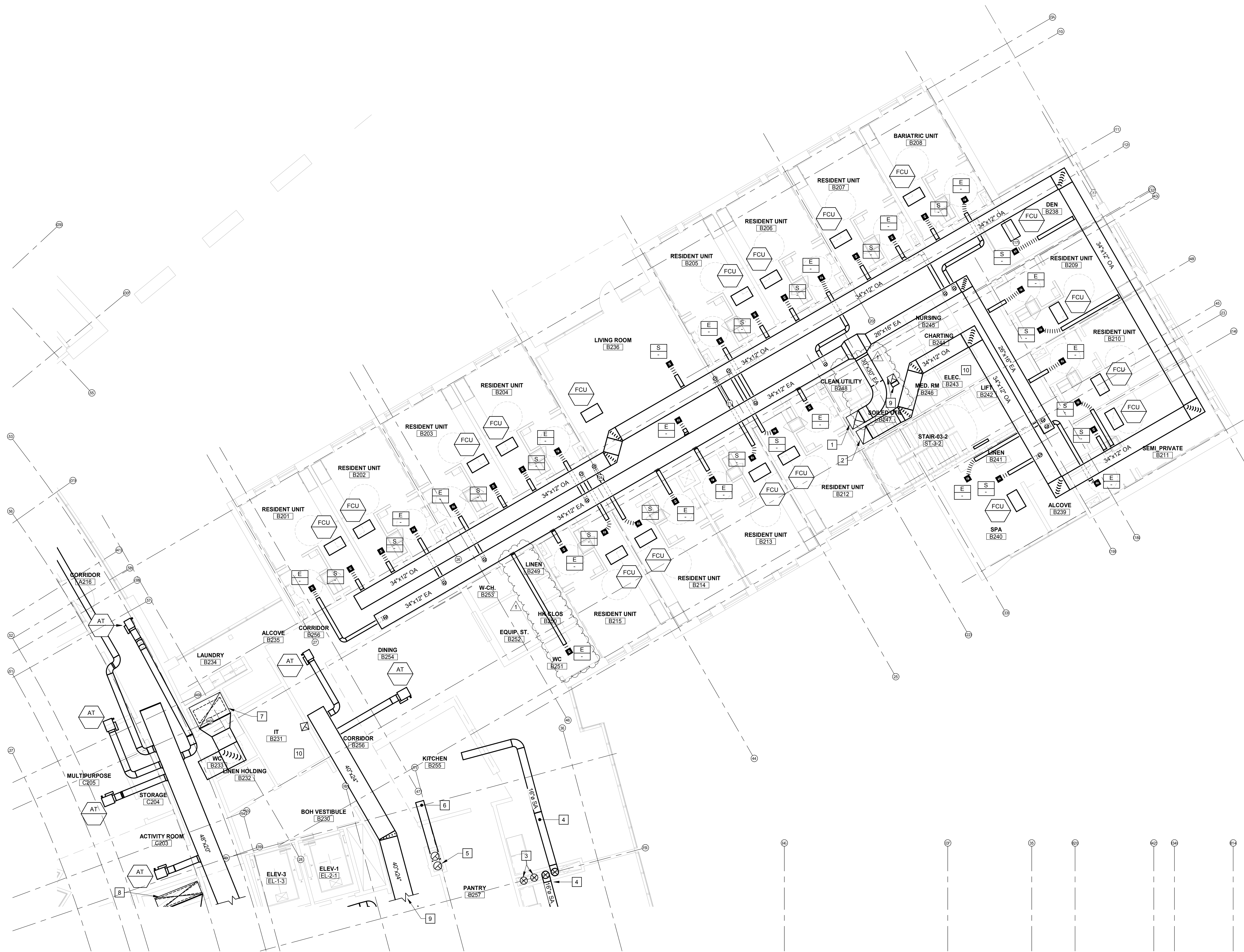


1 SECOND FLOOR VENTILATION PLAN - AREA A

1/8" = 1'-0"

5 0 5 10 15 20

1/8" = 1'-0" SCALE FEET



GENERAL NOTES:

1. THE INTENT OF THIS DRAWING IS TO:

ON A PRELIMINARY BASIS, ZONE THE BUILDING TO ATTAIN REASONABLE DUCT SIZES.

ON A PRELIMINARY BASIS, LOCATE PRIMARY, BUT NOT ALL, HVAC EQUIPMENT IN ROOMS AND ON THE ROOF. THE DESIGN BUILD ENTITY SHALL PROVIDE COMPLETE DESIGN FOR THOSE SPACES REQUIRING HEATING, VENTILATION, EXHAUST, AND AIR CONDITIONING NOT SHOWN ON THIS DRAWING.

ON A PRELIMINARY BASIS, SIZE AND ROUTE DUCT AND PIPING SYSTEMS IN A MANNER THAT ALLOWS ASSESSMENT OF PLENUM SPACE FOR HVAC PIPING, DOMESTIC WATER PLUMBING PIPING, SMALL CONDUITS, AND LIGHTING. THE PREFERRED ROUTE FOR MAIN EXHAUST AND VENTILATION AIR DUCTS IS IN THE CORRIDOR.

IDENTIFY MOST, BUT NOT ALL, LOCATIONS RECEIVING CODE REQUIRED VENTILATION AIR AND MOST, BUT NOT ALL, ROOMS REQUIRING EXHAUST.

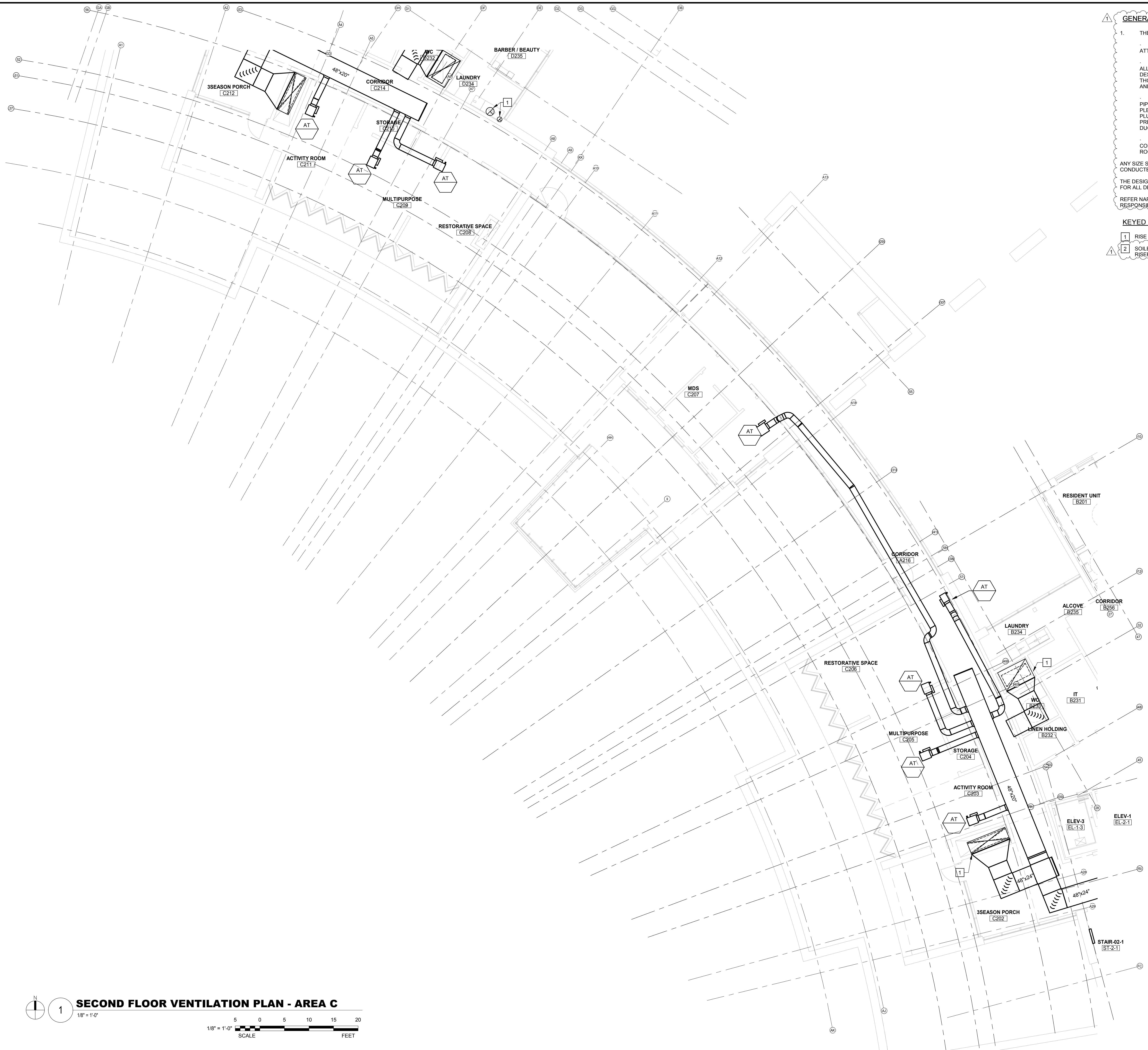
ANY SIZE SHOWN IS THE RESULT OF ENGINEERING CALCULATIONS CONDUCTED ON A PRELIMINARY BASIS.

THE DESIGN BUILD ENTITY IS THE SINGLE POINT OF RESPONSIBILITY FOR ALL DESIGN DECISIONS AND DESIGN PRODUCTS.

REFER NARRATIVE FOR OTHER POSSIBLE SOLUTIONS AND RESPONSIBILITIES OF THE DESIGN BUILD ENTITY.

- KEYED NOTES:**
- 1 EXHAUST AIR DUCT UP TO THIRD FLOOR AND DOWN TO FIRST FLOOR.
 - 2 OUTSIDE AIR DUCT UP TO THIRD FLOOR AND DOWN TO FIRST FLOOR.
 - 3 KITCHEN HOOD MAKEUP AIR DUCTS FROM ROOF TO FIRST FLOOR.
 - 4 KITCHEN HOOD MAKEUP AIR DUCT THIS FLOOR, TO ROOF.
 - 5 KITCHEN HOOD EXHAUST AIR DUCT FROM FIRST FLOOR TO ROOF.
 - 6 KITCHEN HOOD EXHAUST AIR FROM THIS FLOOR TO ROOF.
 - 7 RETURN DUCT IN CHASE TO ROOF, RTU EF.
 - 8 SUPPLY DUCT IN CHASE TO ROOF, RTU EF.
 - 9 REFER TO SHEET L-V102A FOR CONTINUATION.
 - 10 REFER TO NARRATIVE FOR APPROACH TO COOLING ELECTRICAL AND IT CLOSETS (TYPICAL ALL SUCH ROOMS).
 - 11 SOILED LAUNDRY ROOM EXHAUST TO ROOF EXHAUST FAN VIA DUCT RISER.

1 SECOND FLOOR VENTILATION PLAN - AREA B
1/8" = 1'-0"
SCALE
1/8" = 1'-0"
FEET

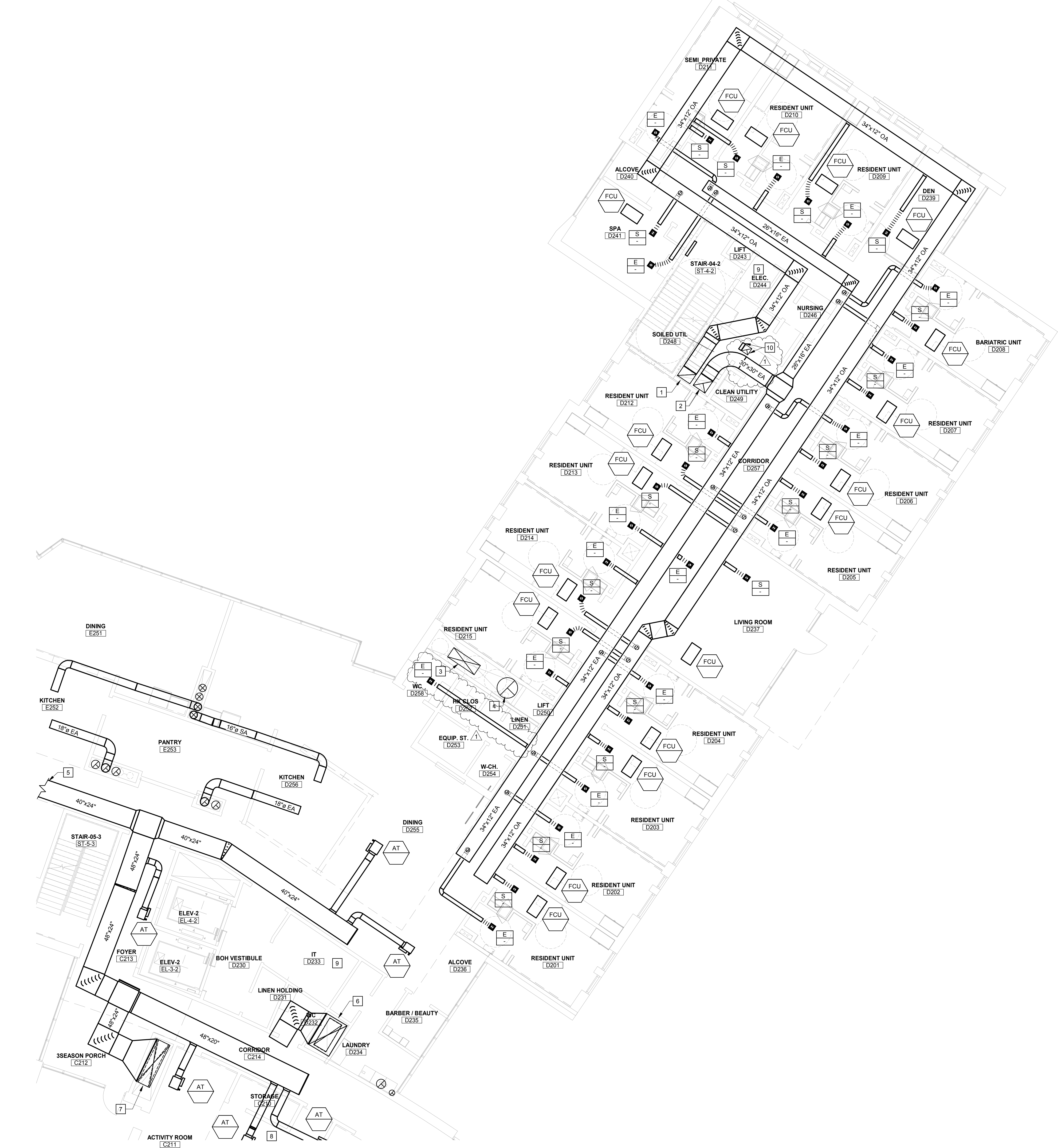


- GENERAL NOTES:**
- THE INTENT OF THIS DRAWING IS TO:
ON A PRELIMINARY BASIS, ZONE THE BUILDING TO ATTAIN REASONABLE DUCT SIZES.
ON A PRELIMINARY BASIS, LOCATE PRIMARY, BUT NOT ALL, HVAC EQUIPMENT IN ROOMS AND ON THE ROOF. THE DESIGN BUILD ENTITY SHALL PROVIDE COMPLETE DESIGN FOR THOSE SPACES REQUIRING HEATING, VENTILATION, EXHAUST, AND AIR CONDITIONING NOT SHOWN ON THIS DRAWING.
ON A PRELIMINARY BASIS, SIZE AND ROUTE DUCT AND PIPING SYSTEMS IN A MANNER THAT ALLOWS ASSESSMENT OF PLENUM SPACE FOR HVAC PIPING, DOMESTIC WATER PLUMBING PIPING, SMALL CONDUITS, AND LIGHTING. THE PREFERRED ROUTE FOR MAIN EXHAUST AND VENTILATION AIR DUCTS IS IN THE CORRIDOR.
IDENTIFY MOST, BUT NOT ALL, LOCATIONS RECEIVING CODE REQUIRED VENTILATION AIR AND MOST, BUT NOT ALL, ROOMS REQUIRING EXHAUST.
ANY SIZE SHOWN IS THE RESULT OF ENGINEERING CALCULATIONS CONDUCTED ON A PRELIMINARY BASIS.
THE DESIGN BUILD ENTITY IS THE SINGLE POINT OF RESPONSIBILITY FOR ALL DESIGN DECISIONS AND DESIGN PRODUCTS.
REFER NARRATIVE FOR OTHER POSSIBLE SOLUTIONS AND RESPONSIBILITIES OF THE DESIGN BUILD ENTITY.
- KEYED NOTES:**
- RISE TO THIRD FLOOR
 - SOILED LAUNDRY ROOM EXHAUST TO ROOF EXHAUST FAN VIA DUCT RISER

1 SECOND FLOOR VENTILATION PLAN - AREA C
1/8" = 1'-0"
SCALE
FEET

<table><tr><th>NO.</th><th>DATE</th><th>ISSUE</th></tr><tr><td>1</td><td>1/13/2020</td><td>AMENDMENT 3</td></tr><tr><td> </td><td> </td><td> </td></tr><tr><td> </td><td> </td><td> </td></tr><tr><td> </td><td> </td><td> </td></tr><tr><td> </td><td> </td><td> </td></tr><tr><td> </td><td> </td><td> </td></tr><tr><td> </td><td> </td><td> </td></tr><tr><td> </td><td> </td><td> </td></tr></table>	NO.	DATE	ISSUE	1	1/13/2020	AMENDMENT 3																						<p>ISSUED FOR BRIDGING NOT FOR CONSTRUCTION</p> <p>Note: Design-Build Entity shall obtain and verify all dimensions and conditions at job site and be fully responsible for the same. Bridging drawings and narratives are provided for design intent. The design-build entity is responsible for the full design of a project that adheres to all, scope requirements, codes, state and federal regulations and guidelines</p>	<p>CIVIL / SITE: DAVID MASON + ASSOCIATES 464 N Milwaukee Avenue Chicago, IL 60654</p> <p>LANDSCAPE: HITCHCOCK DESIGN GROUP 22 E Chicago Avenue Suite 200A Naperville, IL 60564</p>	<p>STRUCTURAL: DAVID MASON + ASSOCIATES 464 N Milwaukee Avenue Chicago, IL 60654</p> <p>HEATING, VENTILATION, PLUMBING & FIRE PROTECTION: BRIC PARTNERSHIP, LLC 100 E Washington Street Suite 220 Belleville, IL 62220</p>	<p>ELECTRICAL: WEBB ENGINEERING SERVICES INC 1400 S 3rd Street Suite 201 St. Louis, MO 63104</p> <p>TECH. DATA. & SECURITY: SHEN MILSOM & WILKE 2 N Riverside Plaza Suite 1400 Chicago, IL 60606</p>	<p>FOOD & LAUNDRY SERVICE: FOOD FACILITIES CONCEPTS, INC 110 Washington Avenue Suite 302 Carnegie, PA 15106</p> <p>GEOTECH & ENVIRONMENT: GSG CONSULTANTS, INC 2942 W VanBuren Chicago, IL 60612</p>	<p>HISTORIC PRESERVATION: HP2S 213 W Institute Place Suite 502 Chicago, IL 60610</p> <p>REMEDITATION DESIGN: TROPICAL ENVIRONMENTAL, INC 1350 Chase Street Algonquin, IL 60112</p>	<p>PE PROJECT No: 77550</p> <p>PERKINS — EASTMAN 209 S LaSalle Street, Suite 400 Chicago, IL 60604 T: +1 312 755 1200 F: +1 312 755 1155</p>	<p>KEY PLAN:</p> <p>State of Illinois</p> <p>JB PRITZKER, GOVERNOR Illinois Capital Development Board</p>	<p>SHEET TITLE: SECOND FLOOR VENTILATION PLAN - AREA C</p> <p>PROJECT: NEW NURSING HOME & DOMICILIARY ILLINOIS VETERANS' HOME QUINCY 1707 NORTH 12 STREET QUINCY, ADAMS COUNTY, ILLINOIS 62301</p>	<p>PROJECT NO. 040-010-115</p> <p>DATE: 11/11/19</p> <p>SHEET NO. L-V102C</p> <p>VOLUME: VOLUME 03 OF 4</p>
NO.	DATE	ISSUE																																			
1	1/13/2020	AMENDMENT 3																																			

- GENERAL NOTES:**
- THE INTENT OF THIS DRAWING IS TO:
ON A PRELIMINARY BASIS, ZONE THE BUILDING TO ATTAIN REASONABLE DUCT SIZES.
ON A PRELIMINARY BASIS, LOCATE PRIMARY, BUT NOT ALL, HVAC EQUIPMENT IN ROOMS AND ON THE ROOF. THE DESIGN BUILD ENTITY SHALL PROVIDE COMPLETE DESIGN FOR THOSE SPACES REQUIRING HEATING, VENTILATION, EXHAUST, AND AIR CONDITIONING NOT SHOWN ON THIS DRAWING.
ON A PRELIMINARY BASIS, SIZE AND ROUTE DUCT AND PIPING SYSTEMS IN A MANNER THAT ALLOWS ASSESSMENT OF PLENUM SPACE FOR HVAC PIPING, DOMESTIC WATER PLUMBING PIPING, SMALL CONDUITS, AND LIGHTING. THE PREFERRED ROUTE FOR MAIN EXHAUST AND VENTILATION AIR DUCTS IS IN THE CORRIDOR.
IDENTIFY MOST, BUT NOT ALL, LOCATIONS RECEIVING CODE REQUIRED VENTILATION AIR AND MOST, BUT NOT ALL, ROOMS REQUIRING EXHAUST.
ANY SIZE SHOWN IS THE RESULT OF ENGINEERING CALCULATIONS CONDUCTED ON A PRELIMINARY BASIS.
THE DESIGN BUILD ENTITY IS THE SINGLE POINT OF RESPONSIBILITY FOR ALL DESIGN DECISIONS AND DESIGN PRODUCTS.
REFER NARRATIVE FOR OTHER POSSIBLE SOLUTIONS AND RESPONSIBILITIES OF THE DESIGN BUILD ENTITY.
- KEYED NOTES:**
- OUTSIDE AIR DUCT UP TO THIRD FLOOR AND DOWN TO FIRST FLOOR IN CHASE.
 - EXHAUST AIR DUCT UP TO THIRD FLOOR AND DOWN TO FIRST FLOOR IN CHASE.
 - MAKEUP AIR DUCT UP TO THIRD FLOOR AND DOWN TO SECOND FLOOR IN CHASE. SERVES LAUNDRY IN BASEMENT.
 - EXHAUST AIR UP TO THIRD FLOOR AND DOWN TO SECOND FLOOR IN CHASE. SERVES LAUNDRY LINT FILTER IN BASEMENT.
 - REFER TO SHEET L-V102E FOR CONTINUATION.
 - RETURN AIR UP TO THIRD FLOOR IN CHASE.
 - SUPPLY AIR UP TO THIRD FLOOR IN CHASE.
 - REFER TO SHEET L-V102C FOR CONTINUATION.
 - REFER TO NARRATIVE FOR APPROACH TO COOLING ELECTRICAL AND IT CLOSETS (TYPICAL ALL SUCH ROOMS).
 - SOILED LAUNDRY ROOM EXHAUST TO ROOF EXHAUST FAN VIA DUCT RISER.



SECOND FLOOR VENTILATION PLAN - AREA D

1/8" = 1'-0"

5 0 5 10 15 20
SCALE
FEET

NO.	DATE	ISSUE
1	1/13/2020	AMENDMENT 3

ISSUED FOR BRIDGING NOT FOR CONSTRUCTION

Note: Design-Build Entity shall obtain and verify all dimensions and conditions at job site and be fully responsible for the same. Bridging drawings and narratives are provided for design intent. The design-build entity is responsible for the full design of a project that adheres to all, scope requirements, codes, state and federal regulations and guidelines.

CIVIL / SITE:
DAVID MASON + ASSOCIATES
464 N Milwaukee Avenue
Chicago, IL 60654

LANDSCAPE:
HITCHCOCK DESIGN GROUP
22 E Chicago Avenue
Suite 200A
Naperville, IL 60540

STRUCTURAL:
DAVID MASON + ASSOCIATES
464 N Milwaukee Avenue
Chicago, IL 60654

HEATING, VENTILATION, PLUMBING & FIRE PROTECTION:
BRIC PARTNERSHIP, LLC
100 E Washington Street
Suite 220
Bellefonte, IL 62220

ELECTRICAL:
WEBB ENGINEERING SERVICES INC
1400 S 3rd Street
Suite 201
St. Louis, MO 63104

TECH. DATA, & SECURITY:
SHEN MILSOM & WILKE
2 N Riverside Plaza
Suite 1400
Chicago, IL 60606

FOOD & LAUNDRY SERVICE:
FOOD FACILITIES CONCEPTS, INC
110 Washington Avenue
Suite 302
Carnegie, PA 15106

GEOTECH & ENVIRONMENT:
GSG CONSULTANTS, INC
2942 W VanBuren
Chicago, IL 60612

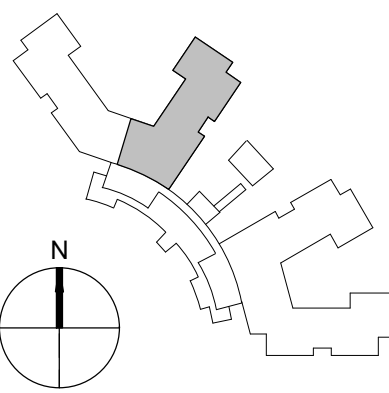
HISTORIC PRESERVATION:
HP2S
213 W Institute Place
Suite 502
Chicago, IL 60610

REMEDITATION DESIGN:
TROPICAL ENVIRONMENTAL, INC
1390 Chase Street
Algonquin, IL 60112

PE PROJECT NO: 77550

PERKINS — EASTMAN
209 S LaSalle Street, Suite 400
Chicago, IL 60604
T: +1 312 755 1200
F: +1 312 755 1155

KEY PLAN:



State of Illinois

JB PRITZKER, GOVERNOR
Illinois Capital Development Board

SHEET TITLE:
SECOND FLOOR VENTILATION PLAN - AREA D

PROJECT:
NEW NURSING HOME & DOMICILIARY
ILLINOIS VETERANS' HOME QUINCY
1707 NORTH 12 STREET
QUINCY, ADAMS COUNTY, ILLINOIS 62301

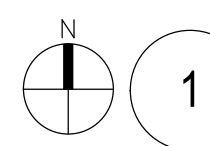
PROJECT NO.
040-010-115

DATE: 11/11/19

SHEET NO.

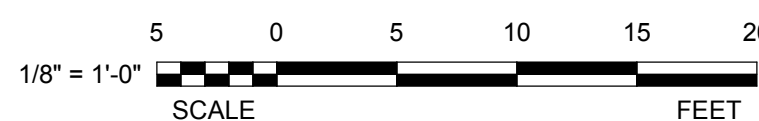
L-V102D

VOLUME: VOLUME 03 OF 4



SECOND FLOOR VENTILATION PLAN - AREA E

1/8" = 1'-0"



- GENERAL NOTES:**
- THE INTENT OF THIS DRAWING IS TO:
ON A PRELIMINARY BASIS, ZONE THE BUILDING TO ATTAIN REASONABLE DUCT SIZES.
ON A PRELIMINARY BASIS, LOCATE PRIMARY, BUT NOT ALL, HVAC EQUIPMENT IN ROOMS AND ON THE ROOF. THE DESIGN BUILD ENTITY SHALL PROVIDE COMPLETE DESIGN FOR THOSE SPACES REQUIRING HEATING, VENTILATION, EXHAUST, AND AIR CONDITIONING NOT SHOWN ON THIS DRAWING.
ON A PRELIMINARY BASIS, SIZE AND ROUTE DUCT AND PIPING SYSTEMS IN A MANNER THAT ALLOWS ASSESSMENT OF PLENUM SPACE FOR HVAC PIPING, DOMESTIC WATER PLUMBING PIPING, SMALL CONDUITS, AND LIGHTING. THE PREFERRED ROUTE FOR MAIN EXHAUST AND VENTILATION AIR DUCTS IS IN THE CORRIDOR.
IDENTIFY MOST, BUT NOT ALL, LOCATIONS RECEIVING CODE REQUIRED VENTILATION AIR AND MOST, BUT NOT ALL, ROOMS REQUIRING EXHAUST.
ANY SIZE SHOWN IS THE RESULT OF ENGINEERING CALCULATIONS CONDUCTED ON A PRELIMINARY BASIS.
THE DESIGN BUILD ENTITY IS THE SINGLE POINT OF RESPONSIBILITY FOR ALL DESIGN DECISIONS AND DESIGN PRODUCTS.
REFER NARRATIVE FOR OTHER POSSIBLE SOLUTIONS AND RESPONSIBILITIES OF THE DESIGN BUILD ENTITY.

- KEYED NOTES:**
- REFER TO SHEET L-V102D FOR CONTINUATION.
 - OUTSIDE AIR DUCT UP TO THIRD FLOOR AND DOWN TO FIRST FLOOR IN CHASE.
 - EXHAUST AIR DUCT UP TO THIRD FLOOR AND DOWN TO FIRST FLOOR IN CHASE.
 - MAIN KITCHEN HOOD EXHAUST DUCT RISERS FROM BASEMENT.
 - MAIN KITCHEN HOOD MAKEUP AIR DUCT RISERS FROM BASEMENT.
 - REFER TO NARRATIVE FOR APPROACH TO COOLING ELECTRICAL AND IT CLOSETS (TYPICAL ALL SUCH ROOMS).
 - SOILED LAUNDRY ROOM EXHAUST TO ROOF EXHAUST FAN VIA DUCT RISER.

NO.	DATE	ISSUE
1	1/13/2020	AMENDMENT 3

ISSUED FOR BRIDGING NOT FOR CONSTRUCTION

Note: Design-Build Entity shall obtain and verify all dimensions and conditions at job site and be fully responsible for the same. Bridging drawings and narratives are provided for design intent. The design-build entity is responsible for the full design of a project that adheres to all, scope requirements, codes, state and federal regulations and guidelines.

CIVIL / SITE:
DAVID MASON + ASSOCIATES
464 N Milwaukee Avenue
Chicago, IL 60654

LANDSCAPE:
HITCHCOCK DESIGN GROUP
22 E Chicago Avenue
Suite 200A
Naperville, IL 60540

STRUCTURAL:
DAVID MASON + ASSOCIATES
464 N Milwaukee Avenue
Chicago, IL 60654

HEATING, VENTILATION,
PLUMBING & FIRE PROTECTION:
BRIC PARTNERSHIP, LLC
100 E Washington Street
Suite 220
Belleville, IL 62220

ELECTRICAL:
WEBB ENGINEERING SERVICES INC
1400 S 3rd Street
Suite 201
St. Louis, MO 63104

TECH. DATA, & SECURITY:
SHEN MILSOM & WILKE
2 N Riverside Plaza
Suite 1460
Chicago, IL 60606

FOOD & LAUNDRY SERVICE:
FOOD FACILITIES CONCEPTS, INC
215 Washington Avenue
Suite 302
Carnegie, PA 15106


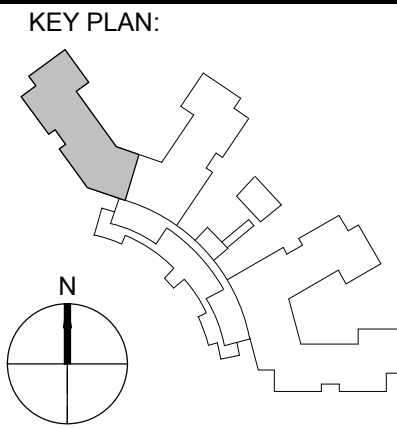
GEOTECH & ENVIRONMENT:
GSG CONSULTANTS, INC
1390 W VanBuren
Chicago, IL 60612

HISTORIC PRESERVATION:
HP25
213 W Institute Place
Suite 502
Chicago, IL 60610

REMEDITATION DESIGN:
TROPICAL ENVIRONMENTAL, INC
1390 W VanBuren
Chicago, IL 60612

PE PROJECT No: 77550

PERKINS EASTMAN
209 S LaSalle Street, Suite 400
Chicago, IL 60604
T: +1 312 755 1200
F: +1 312 755 1155



State of Illinois

JB PRITZKER, GOVERNOR
Illinois Capital Development Board

SHEET TITLE:
SECOND FLOOR VENTILATION PLAN - AREA E

PROJECT:
NEW NURSING HOME & DOMICILIARY
ILLINOIS VETERANS' HOME QUINCY
1707 NORTH 12 STREET
QUINCY, ADAMS COUNTY, ILLINOIS 62301

PROJECT NO.
040-010-115

DATE:
11/11/19

SHEET NO.
L-V102E

VOLUME: VOLUME 03 OF 4

1. THE INTENT OF THIS DRAWING IS TO:

ON A PRELIMINARY BASIS, ZONE THE BUILDING TO
ATTAIN REASONABLE DUCT SIZES.

ON A PRELIMINARY BASIS, LOCATE PRIMARY, BUT NOT ALL, HVAC EQUIPMENT IN ROOMS AND ON THE ROOF. THE DESIGN BUILD ENTITY SHALL PROVIDE COMPLETE DESIGN FOR THOSE SPACES REQUIRING HEATING, VENTILATION, EXHAUST, AND AIR CONDITIONING NOT SHOWN ON THIS DRAWING.

ON A PRELIMINARY BASIS, SIZE AND ROUTE DUCT AND PIPING SYSTEMS IN A MANNER THAT ALLOWS ASSESSMENT OF PLENUM SPACE FOR HVAC PIPING, DOMESTIC WATER PLUMBING PIPING, SMALL CONDUITS, AND LIGHTING. THE PREFERRED ROUTE FOR MAIN EXHAUST AND VENTILATION AIR DUCTS IS IN THE CORRIDOR.

IDENTIFY MOST, BUT NOT ALL, LOCATIONS RECEIVING
CODE REQUIRED VENTILATION AIR AND MOST, BUT NOT ALL,
ROOMS REQUIRING EXHAUST.

ANY SIZE SHOWN IS THE RESULT OF ENGINEERING CALCULATIONS
CONDUCTED ON A PRELIMINARY BASIS.

THE DESIGN BUILD ENTITY IS THE SINGLE POINT OF RESPONSIBILITY FOR ALL DESIGN DECISIONS AND DESIGN PRODUCTS.

REFER NARRATIVE FOR OTHER POSSIBLE SOLUTIONS AND RESPONSIBILITIES OF THE DESIGN BUILD ENTITY.

1 EXHAUST AIR DUCT UP TO FOURTH FLOOR AND DOWN TO SECOND FLOOR.

2 OUTSIDE AIR DUCT UP TO FOURTH FLOOR AND DOWN TO SECOND FLOOR.

3 KITCHEN HOOD MAKEUP AIR DUCT FROM FIRST FLOOR.

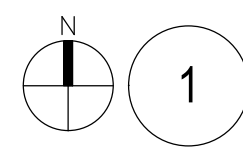
4 KITCHEN HOOD MAKEUP AIR DUCT FROM SECOND FLOOR

5 KITCHEN HOOD MAKEUP AIR DUCT UP TO LEF/LMAU ON ROOF

6 REFER TO SHEET L-V103B FOR CONTINUATION




7 REFER TO NARRATIVE FOR APPROACH TO COOLING ELECTRICAL AND IT CLOSETS (TYPICAL ALL SUCH ROOMS).

8 SOILED LAUNDRY ROOM EXHAUST TO ROOF EXHAUST FAN VIA DUCT RISER.

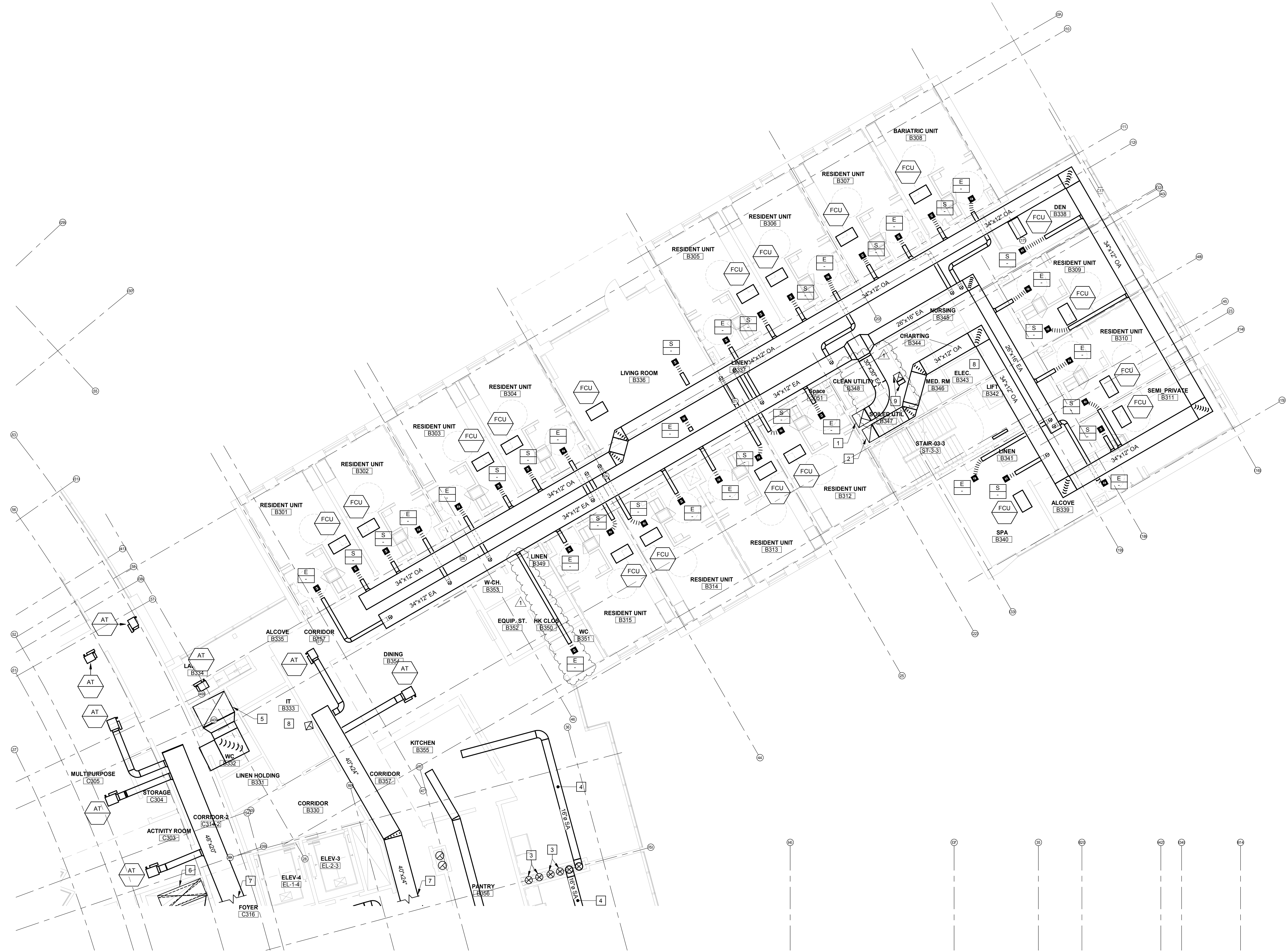


THIRD FLOOR VENTILATION PLAN - AREA A



$$1/8^{\circ} = 1'-0$$

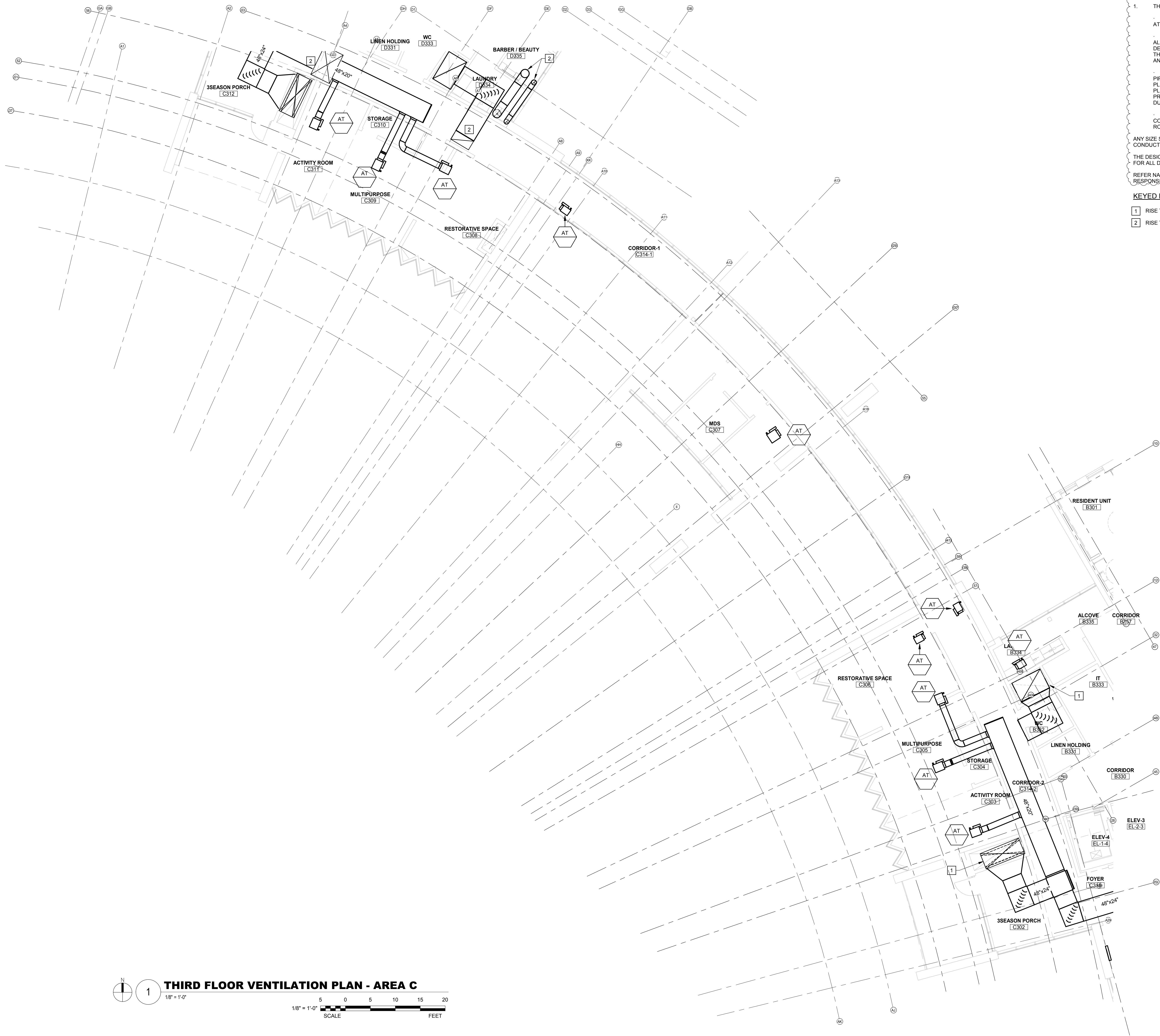
NO. DATE	ISSUE	ISSUED FOR BRIDGING NOT FOR CONSTRUCTION	CIVIL / SITE: DAVID MASON + ASSOCIATES 404 N Milwaukee Avenue Chicago, IL 60654	STRUCTURAL: DAVID MASON + ASSOCIATES 404 N Milwaukee Avenue Chicago, IL 60654	ELECTRICAL: WEBB ENGINEERING SERVICES INC 1400 S 3rd Street Suite 201 St Louis, MO 63104	FOOD & LAUNDRY SERVICE: FOOD FACILITIES CONCEPTS, INC 110 Washington Avenue Suite 502 Carnegie, PA 15106	HISTORIC PRESERVATION: HPZS 213 W Institute Place Suite 502 Chicago, IL 60610	PE PROJECT No: 77550	KEY PLAN: 		State of Illinois JB PRITZKER, GOVERNOR Illinois Capital Development Board	SHEET TITLE: THIRD FLOOR VENTILATION PLAN - AREA A	PROJECT NO: 040-010-115		
1	1/13/2020 AMENDMENT 3	Note: Design Build Entity shall obtain and verify all dimensions and conditions at job site and be fully responsible for the same. Bridging drawings and narratives are provided for design intent. The design-build entity is responsible for the full design of a project that adheres to all, scope requirements, orders, state and federal regulations and guidelines.	LANDSCAPE: HITCHCOCK DESIGN GROUP 22 E Chicago Avenue Suite 200A Naperville, IL 60540	HEATING, VENTILATION, AIR CONDITIONING & PROTECTION: BRIC PARTNERSHIP, LLC 100 E Washington Street Suite 220 Belleville, IL 62220	TECH, DATA, & SECURITY: PULVER & FIFE PROTECTION 1350 Riverside Plaza Suite 1460 Chicago, IL 60606	GEOTECH & ENVIRONMENT: CSG ENVIRONMENTAL & WILKE 2942 W VanBuren Chicago, IL 60612	REMEDICATION DESIGN: SHEN ENVIRONMENTAL, INC 1350 Chase Street Algonquin, IL 60102	PERKINS — EASTMAN 209 S LaSalle Street Suite 400 Chicago, IL 60604 F + 1 312 755 1155				PROJECT: NEW NURSING HOME & DOMICILIARY ILLINOIS VETERANS' HOME QUINCY 1707 NORTH 12 STREET QUINCY, ADAMS COUNTY, ILLINOIS 62301	DATE: 04/11/19	SHEET NO. L-V103A	VOLUME: VOLUME 03 OF 4

- GENERAL NOTES:**
- THE INTENT OF THIS DRAWING IS TO:
ON A PRELIMINARY BASIS, ZONE THE BUILDING TO ATTAIN REASONABLE DUCT SIZES.
ON A PRELIMINARY BASIS, LOCATE PRIMARY, BUT NOT ALL, HVAC EQUIPMENT IN ROOMS AND ON THE ROOF. THE DESIGN BUILD ENTITY SHALL PROVIDE COMPLETE DESIGN FOR THOSE SPACES REQUIRING HEATING, VENTILATION, EXHAUST, AND AIR CONDITIONING NOT SHOWN ON THIS DRAWING.
ON A PRELIMINARY BASIS, SIZE AND ROUTE DUCT AND PIPING SYSTEMS IN A MANNER THAT ALLOWS ASSESSMENT OF PLENUM SPACE FOR HVAC PIPING, DOMESTIC WATER PLUMBING PIPING, SMALL CONDUITS, AND LIGHTING. THE PREFERRED ROUTE FOR MAIN EXHAUST AND VENTILATION AIR DUCTS IS IN THE CORRIDOR.
IDENTIFY MOST, BUT NOT ALL, LOCATIONS RECEIVING CODE REQUIRED VENTILATION AIR AND MOST, BUT NOT ALL, ROOMS REQUIRING EXHAUST.
ANY SIZE SHOWN IS THE RESULT OF ENGINEERING CALCULATIONS CONDUCTED ON A PRELIMINARY BASIS.
THE DESIGN BUILD ENTITY IS THE SINGLE POINT OF RESPONSIBILITY FOR ALL DESIGN DECISIONS AND DESIGN PRODUCTS.
REFER NARRATIVE FOR OTHER POSSIBLE SOLUTIONS AND RESPONSIBILITIES OF THE DESIGN BUILD ENTITY.
- KEYED NOTES:**
- EXHAUST AIR DUCT UP TO FOURTH FLOOR AND DOWN TO SECOND FLOOR.
 - OUTSIDE AIR DUCT UP TO FOURTH FLOOR AND DOWN TO SECOND FLOOR.
 - KITCHEN HOOD MAKEUP AIR DUCTS FROM ROOF TO SECOND AND FIRST FLOORS.
 - KITCHEN HOOD MAKEUP AIR DUCT THIS FLOOR, TO ROOF.
 - RETURN DUCT IN CHASE TO ROOF, RTU EF.
 - SUPPLY DUCT IN CHASE TO ROOF, RTU EF.
 - REFER TO SHEET L-V103A FOR CONTINUATION.
 - REFER TO NARRATIVE FOR APPROACH TO COOLING ELECTRICAL AND IT CLOSETS (TYPICAL ALL SUCH ROOMS).
 - SOILED LAUNDRY ROOM EXHAUST TO ROOF EXHAUST FAN VIA DUCT RISER.



1 THIRD FLOOR VENTILATION PLAN - AREA B
1/8" = 1'-0"
5 0 5 10 15 20
1/8" = 1'-0"
SCALE FEET

NO. DATE ISSUE			ISSUED FOR BRIDGING NOT FOR CONSTRUCTION										SHEET TITLE: THIRD FLOOR VENTILATION PLAN - AREA B		PROJECT NO. 040-010-115	
1 1/13/2020 AMENDMENT 3			Note: Design-Build Entity shall obtain and verify all dimensions and conditions at job site and be fully responsible for the same. Bridging drawings and narratives are provided for design intent. The design-build entity is responsible for the full design of a project that adheres to all, scope requirements, codes, state and federal regulations and guidelines.		CIVIL / SITE: DAVID MASON + ASSOCIATES 464 N Milwaukee Avenue Chicago, IL 60654		STRUCTURAL: DAVID MASON + ASSOCIATES 464 N Milwaukee Avenue Chicago, IL 60654		ELECTRICAL: WEBB ENGINEERING SERVICES INC 1400 S 3rd Street Suite 201 St Louis, MO 63104		FOOD & LAUNDRY SERVICE: FOOD FACILITIES CONCEPTS, INC 110 Washington Avenue Suite 302 Carnegie, PA 15106		HISTORIC PRESERVATION: HP2S 213 W Institute Place Suite 502 Chicago, IL 60610		PE PROJECT No: 77550	
					LANDSCAPE: HITCHCOCK DESIGN GROUP 22 N Chicago Avenue Suite 200A Naperville, IL 60540		HEATING, VENTILATION, PLUMBING & FIRE PROTECTION: BRIC PARTNERSHIP, LLC 100 E Washington Street Suite 220 Belleville, IL 62220		TECH. DATA, & SECURITY: SHEN MILSON & WILKE 232 E Riverside Plaza Suite 1400 Chicago, IL 60606		GEOTECH & ENVIRONMENT: GSG CONSULTANTS, INC 2942 W VanBuren Chicago, IL 60612		REMEDIATION DESIGN: TROPICAL ENVIRONMENTAL, INC 1390 Chase Street Algonquin, IL 60102		PERKINS — EASTMAN 209 S LaSalle Street, Suite 400 Chicago, IL 60604 T: +1 312 755 1200 F: +1 312 755 1155	
																
																
													JB PRITZKER, GOVERNOR Illinois Capital Development Board			
															NEW NURSING HOME & DOMICILIARY ILLINOIS VETERANS' HOME QUINCY 1707 NORTH 12 STREET QUINCY, ADAMS COUNTY, ILLINOIS 62301	
															L-V103B	
															VOLUME: VOLUME 03 OF 4	



GENERAL NOTES:

1. THE INTENT OF THIS DRAWING IS TO:

ON A PRELIMINARY BASIS, ZONE THE BUILDING TO ATTAIN REASONABLE DUCT SIZES.

ON A PRELIMINARY BASIS, LOCATE PRIMARY, BUT NOT ALL, HVAC EQUIPMENT IN ROOMS AND ON THE ROOF. THE DESIGN BUILD ENTITY SHALL PROVIDE COMPLETE DESIGN FOR THOSE SPACES REQUIRING HEATING, VENTILATION, EXHAUST, AND AIR CONDITIONING NOT SHOWN ON THIS DRAWING.

ON A PRELIMINARY BASIS, SIZE AND ROUTE DUCT AND PIPING SYSTEMS IN A MANNER THAT ALLOWS ASSESSMENT OF PLENUM SPACE FOR HVAC PIPING, DOMESTIC WATER PLUMBING PIPING, SMALL CONDUITS, AND LIGHTING. THE PREFERRED ROUTE FOR MAIN EXHAUST AND VENTILATION AIR DUCTS IS IN THE CORRIDOR.

IDENTIFY MOST, BUT NOT ALL, LOCATIONS RECEIVING CODE REQUIRED VENTILATION AIR AND MOST, BUT NOT ALL, ROOMS REQUIRING EXHAUST.

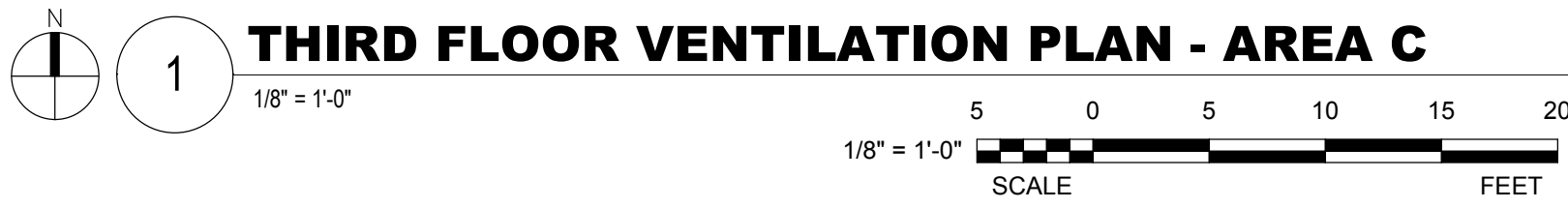
ANY SIZE SHOWN IS THE RESULT OF ENGINEERING CALCULATIONS CONDUCTED ON A PRELIMINARY BASIS.

THE DESIGN BUILD ENTITY IS THE SINGLE POINT OF RESPONSIBILITY FOR ALL DESIGN DECISIONS AND DESIGN PRODUCTS.

REFER NARRATIVE FOR OTHER POSSIBLE SOLUTIONS AND RESPONSIBILITIES OF THE DESIGN BUILD ENTITY.

KEYED NOTES:

- 1 RISE TO FOURTH FLOOR.
2 RISE TO ROOF.



NO.	DATE	ISSUE
1	1/13/2020	AMENDMENT 3

ISSUED FOR BRIDGING NOT FOR CONSTRUCTION

Note: Design-Build Entity shall obtain and verify all dimensions and conditions at job site and be fully responsible for the same. Bridging drawings and narratives are provided for design intent. The design-build entity is responsible for the full design of a project that adheres to all, scope requirements, codes, state and federal regulations and guidelines.

CIVIL / SITE:
DAVID MASON + ASSOCIATES
464 N Milwaukee Avenue
Chicago, IL 60654

LANDSCAPE:
HITCHCOCK DESIGN GROUP
22 E Chicago Avenue
Suite 200A
Naperville, IL 60564

STRUCTURAL:
DAVID MASON + ASSOCIATES
464 N Milwaukee Avenue
Chicago, IL 60654

HEATING, VENTILATION, PLUMBING & FIRE PROTECTION:
BRIC PARTNERSHIP, LLC
100 E Washington Street
Suite 220
Belleville, IL 62220

ELECTRICAL:
WEBB ENGINEERING SERVICES INC
1400 S 3rd Street
Suite 201
St. Louis, MO 63104

TECH. DATA. & SECURITY:
SHEN MILSOM & WILKE
2 N Riverside Plaza
Suite 1400
Chicago, IL 60606

FOOD & LAUNDRY SERVICE:
HP2S
213 W Institute Place
Suite 502
Chicago, IL 60610

GEO TECH & ENVIRONMENT:
GSG CONSULTANTS, INC
1390 Chase Street
Chicago, IL 60612

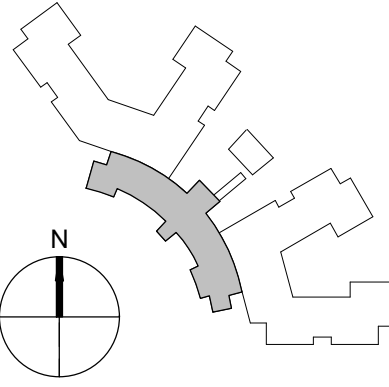
HISTORIC PRESERVATION:
HP2S
213 W Institute Place
Suite 502
Chicago, IL 60610

REMEDITATION DESIGN:
TROPICAL ENVIRONMENTAL, INC
1390 Chase Street
Algonquin, IL 60112

PE PROJECT No: 77550

PERKINS — EASTMAN
209 S LaSalle Street, Suite 400
Chicago, IL 60604
T: +1 312 755 1200
F: +1 312 755 1155

KEY PLAN:



State of Illinois

JB PRITZKER, GOVERNOR

Illinois Capital Development Board

SHEET TITLE:
THIRD FLOOR VENTILATION PLAN - AREA C

PROJECT:
NEW NURSING HOME & DOMICILIARY
ILLINOIS VETERANS' HOME QUINCY
1707 NORTH 12 STREET
QUINCY, ADAMS COUNTY, ILLINOIS 62301

PROJECT NO.
040-010-115

DATE: 11/11/19

SHEET NO.



L-V103C

VOLUME: VOLUME 03 OF 4

- GENERAL NOTES:**
- THE INTENT OF THIS DRAWING IS TO:
ON A PRELIMINARY BASIS, ZONE THE BUILDING TO ATTAIN REASONABLE DUCT SIZES.
ON A PRELIMINARY BASIS, LOCATE PRIMARY, BUT NOT ALL, HVAC EQUIPMENT IN ROOMS AND ON THE ROOF. THE DESIGN BUILD ENTITY SHALL PROVIDE COMPLETE DESIGN FOR THOSE SPACES REQUIRING HEATING, VENTILATION, EXHAUST, AND AIR CONDITIONING NOT SHOWN ON THIS DRAWING.
ON A PRELIMINARY BASIS, SIZE AND ROUTE DUCT AND PIPING SYSTEMS IN A MANNER THAT ALLOWS ASSESSMENT OF PLENUM SPACE FOR HVAC PIPING, DOMESTIC WATER PLUMBING PIPING, SMALL CONDUITS, AND LIGHTING. THE PREFERRED ROUTE FOR MAIN EXHAUST AND VENTILATION AIR DUCTS IS IN THE CORRIDOR.
IDENTIFY MOST, BUT NOT ALL, LOCATIONS RECEIVING CODE REQUIRED VENTILATION AIR AND MOST, BUT NOT ALL, ROOMS REQUIRING EXHAUST.
- ANY SIZE SHOWN IS THE RESULT OF ENGINEERING CALCULATIONS CONDUCTED ON A PRELIMINARY BASIS.
- THE DESIGN BUILD ENTITY IS THE SINGLE POINT OF RESPONSIBILITY FOR ALL DESIGN DECISIONS AND DESIGN PRODUCTS.
- REFER NARRATIVE FOR OTHER POSSIBLE SOLUTIONS AND RESPONSIBILITIES OF THE DESIGN BUILD ENTITY.
- KEYED NOTES:**
- OUTSIDE AIR DUCT UP TO DOAS D ON ROOF AND DOWN TO SECOND FLOOR.
 - EXHAUST AIR DUCT UP TO DOAS D ON ROOF AND DOWN TO SECOND FLOOR.
 - MAKEUP AIR DUCT TO DOAS H ON ROOF AND DOWN TO SECOND FLOOR. SERVES LAUNDRY IN BASEMENT.
 - EXHAUST AIR DUCT UP TO UPBLAST FAN ON ROOF AND DOWN TO SECOND FLOOR. SERVES LAUNDRY LINT FILTER IN BASEMENT.
 - SUPPLY AIR UP TO RTU CD. REFER TO SHEET L-V104D.
 - RETURN AIR UP TO RTU CD. REFER TO SHEET L-V104D.
 - REFER TO SHEET L-V103C FOR CONTINUATION.
 - REFER TO SHEET L-V103E FOR CONTINUATION.
 - SUPPLY AIR DOWN TO SECOND FLOOR IN CHASE.
 - RETURN AIR DOWN TO SECOND FLOOR IN CHASE.
 - OUTSIDE AIR DUCT DOWN TO SECOND FLOOR.
 - EXHAUST AIR DUCT DOWN TO SECOND FLOOR.
 - REFER TO NARRATIVE FOR APPROACH TO COOLING ELECTRICAL AND IT CLOSETS (TYPICAL ALL SUCH ROOMS).
 - SOILED LAUNDRY ROOM EXHAUST TO ROOF EXHAUST FAN VIA DUCT RISER.



THIRD FLOOR VENTILATION PLAN - AREA D
1/8" = 1'-0"
SCALE
FEET



NO. DATE		ISSUE	ISSUED FOR BRIDGING NOT FOR CONSTRUCTION										CIVIL / SITE:		STRUCTURAL:		ELECTRICAL:		FOOD & LAUNDRY SERVICE:		HISTORIC PRESERVATION:		PE PROJECT No: 77550		KEY PLAN:				State of Illinois		JB PRITZKER, GOVERNOR		Illinois Capital Development Board		SHEET TITLE:		PROJECT NO:		
1		1/13/2020	AMENDMENT 3	Note: Design Build Entity shall obtain and verify all dimensions and conditions at job site and be fully responsible for the same. Bridging drawings and narratives are provided for design intent. The design-build entity is responsible for the full design of a project that adheres to all, scope requirements, codes, state and federal regulations and guidelines.										DAVID MASON + ASSOCIATES 464 N Milwaukee Avenue Chicago, IL 60654		DAVID MASON + ASSOCIATES 464 N Milwaukee Avenue Chicago, IL 60654		WEBB ENGINEERING SERVICES INC 1400 S 3rd Street Suite 201 St Louis, MO 63104		FOOD FACILITIES CONCEPTS, INC 110 Washington Avenue Suite 302 Carnegie, PA 15106		HP2S 213 W Institute Place Suite 502 Chicago, IL 60610		PERKINS — EASTMAN 209 S LaSalle Street Suite 400 Chicago, IL 60604 T: +1 312 755 1200 F: +1 312 755 1155		GEO/TECH & ENVIRONMENT: GSG CONSULTANTS, INC 2942 W VanBuren Chicago, IL 60612		REMEDICATION DESIGN: TROPICAL ENVIRONMENTAL, INC 1390 Chase Street Algonquin, IL 60102								THIRD FLOOR VENTILATION PLAN - AREA D		040-010-115	
														LANDSCAPE: HITCHCOCK DESIGN GROUP 22 E Chicago Avenue Suite 200A Naperville, IL 60540		HEATING, VENTILATION, PLUMBING & FIRE PROTECTION: BRIC PARTNERSHIP, LLC 100 E Washington Street Suite 220 Belleville, IL 62220		TECH, DATA, & SECURITY: SHEN MILSOM & WILKE 2 N Riverside Plaza Suite 1400 Chicago, IL 60606												PROJECT:		DATE:							
																																SHEET NO:		11/11/19					
																																				NEW NURSING HOME & DOMICILIARY			
																																ILLINOIS VETERANS' HOME QUINCY							
																																1707 NORTH 12 STREET							
																																QUINCY, ADAMS COUNTY, ILLINOIS 62301							
																																L-V103D		VOLUME: VOLUME 03 OF 4					



- GENERAL NOTES:**
- THE INTENT OF THIS DRAWING IS TO:
ON A PRELIMINARY BASIS, ZONE THE BUILDING TO ATTAIN REASONABLE DUCT SIZES.
ON A PRELIMINARY BASIS, LOCATE PRIMARY, BUT NOT ALL, HVAC EQUIPMENT IN ROOMS AND ON THE ROOF. THE DESIGN BUILD ENTITY SHALL PROVIDE COMPLETE DESIGN FOR THOSE SPACES REQUIRING HEATING, VENTILATION, EXHAUST, AND AIR CONDITIONING NOT SHOWN ON THIS DRAWING.
ON A PRELIMINARY BASIS, SIZE AND ROUTE DUCT AND PIPING SYSTEMS IN A MANNER THAT ALLOWS ASSESSMENT OF PLENUM SPACE FOR HVAC PIPING, DOMESTIC WATER PLUMBING PIPING, SMALL CONDUITS, AND LIGHTING. THE PREFERRED ROUTE FOR MAIN EXHAUST AND VENTILATION AIR DUCTS IS IN THE CORRIDOR.
IDENTIFY MOST, BUT NOT ALL, LOCATIONS RECEIVING CODE REQUIRED VENTILATION AIR AND MOST, BUT NOT ALL, ROOMS REQUIRING EXHAUST.
ANY SIZE SHOWN IS THE RESULT OF ENGINEERING CALCULATIONS CONDUCTED ON A PRELIMINARY BASIS.
THE DESIGN BUILD ENTITY IS THE SINGLE POINT OF RESPONSIBILITY FOR ALL DESIGN DECISIONS AND DESIGN PRODUCTS.
REFER NARRATIVE FOR OTHER POSSIBLE SOLUTIONS AND RESPONSIBILITIES OF THE DESIGN BUILD ENTITY.

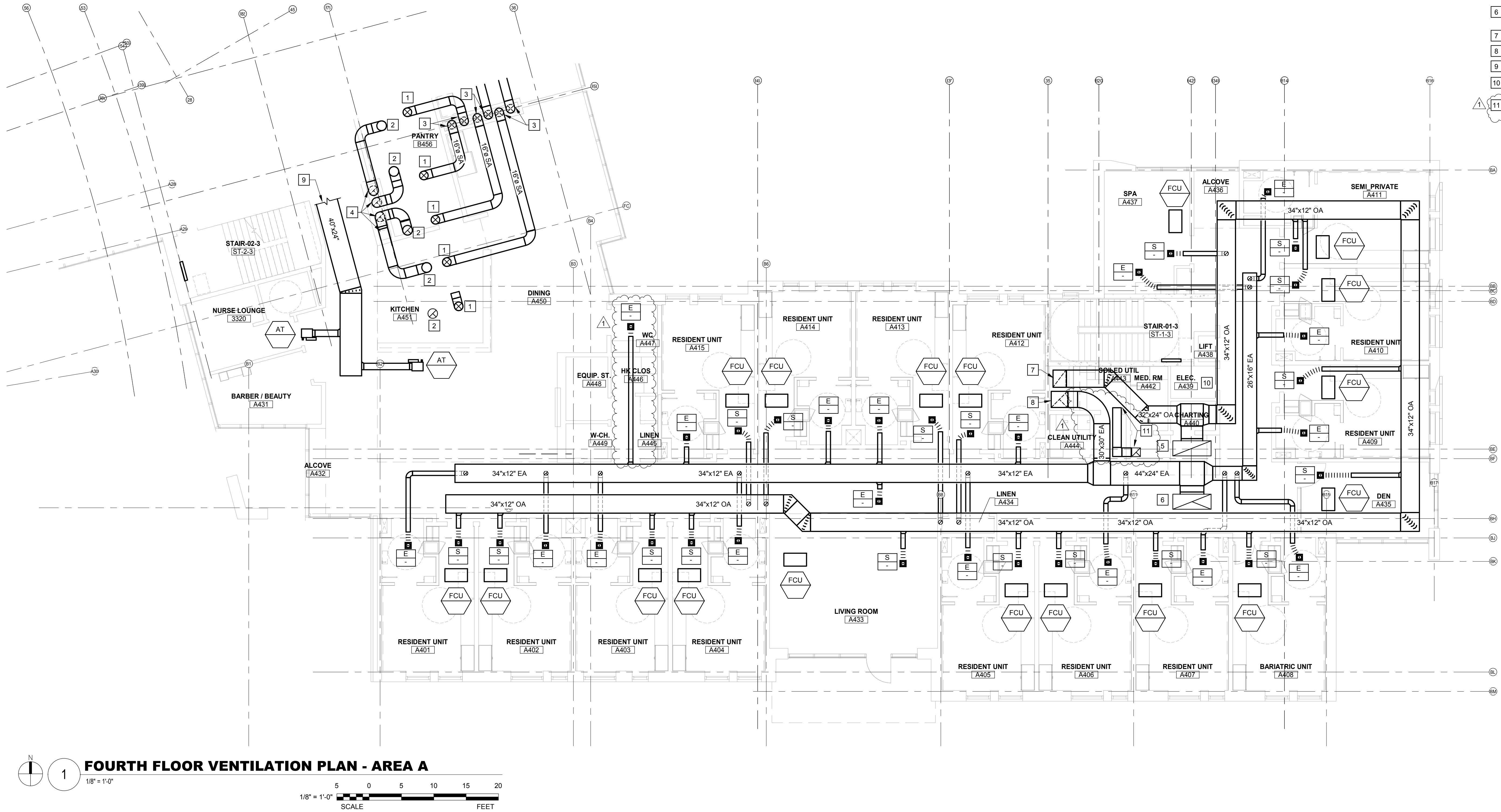
- KEYED NOTES:**
- REFER TO SHEET L-V103D FOR CONTINUATION.
 - MAIN KITCHEN HOOD EXHAUST DUCT RISERS FROM BASEMENT.
 - MAIN KITCHEN HOOD MAKEUP AIR DUCT RISERS FROM BASEMENT.
 - OUTSIDE AIR DUCT UP TO DOAS C ON ROOF AND DOWN TO SECOND FLOOR IN CHASE.
 - EXHAUST AIR DUCT UP TO DOAS C ON ROOF AND DOWN TO SECOND FLOOR IN CHASE.
 - REFER TO NARRATIVE FOR APPROACH TO COOLING ELECTRICAL AND IT CLOSETS (TYPICAL ALL SUCH ROOMS).
 - SOILED LAUNDRY ROOM EXHAUST TO ROOF EXHAUST FAN VIA DUCT RISER.

1 THIRD FLOOR VENTILATION PLAN - AREA E
1/8" = 1'-0"
5 0 5 10 15 20
SCALE FEET

NO. DATE ISSUE			ISSUED FOR BRIDGING NOT FOR CONSTRUCTION																											
1 1/13/2020 AMENDMENT 3			Note: Design-Build Entity shall obtain and verify all dimensions and conditions at job site and be fully responsible for the same. Bridging drawings and narratives are provided for design intent. The design-build entity is responsible for the full design of a project that adheres to all, scope requirements, codes, state and federal regulations and guidelines.																											
CIVIL / SITE: DAVID MASON + ASSOCIATES 464 N Milwaukee Avenue Chicago, IL 60654			STRUCTURAL: DAVID MASON + ASSOCIATES 464 N Milwaukee Avenue Chicago, IL 60654			ELECTRICAL: WEBB ENGINEERING SERVICES INC 1400 S 3rd Street Suite 201 St Louis, MO 63104			FOOD & LAUNDRY SERVICE: FOOD FACILITIES CONCEPTS, INC 110 Washington Avenue Suite 302 Carnegie, PA 15106			HISTORIC PRESERVATION: HP2S 213 W Institute Place Suite 502 Chicago, IL 60610			PE PROJECT No: 77550			KEY PLAN: 			State of Illinois JB PRITZKER, GOVERNOR Illinois Capital Development Board									
LANDSCAPE: HITCHCOCK DESIGN GROUP 22 E Chicago Avenue Suite 200A Naperville, IL 60540			HEATING, VENTILATION, PLUMBING & FIRE PROTECTION: BRIC PARTNERSHIP, LLC 100 E Washington Street Suite 220 Belleville, IL 62220			TECH, DATA, & SECURITY: SHEN MILSOM & WILKE 2 N Riverside Plaza Suite 1400 Chicago, IL 60606			GEOTECH & ENVIRONMENT: GSG CONSULTANTS, INC 2942 W VanBuren Chicago, IL 60612			REMEDITATION DESIGN: TROPICAL ENVIRONMENTAL, INC 1350 Chase Street Algonquin, IL 60102			PERKINS — EASTMAN 209 S LaSalle Street, Suite 400 Chicago, IL 60604 T +1 312 755 1200 F +1 312 755 1155															
													SHEET TITLE: THIRD FLOOR VENTILATION PLAN - AREA E										PROJECT NO: 040-010-115							
													PROJECT: NEW NURSING HOME & DOMICILIARY ILLINOIS VETERANS' HOME QUINCY 1707 NORTH 12 STREET QUINCY, ADAMS COUNTY, ILLINOIS 62301										DATE: 11/11/19							
																							SHEET NO. L-V103E							
																							VOLUME: VOLUME 03 OF 4							

- GENERAL NOTES:**
1. THE INTENT OF THIS DRAWING IS TO:
ON A PRELIMINARY BASIS, ZONE THE BUILDING TO ATTAIN REASONABLE DUCT SIZES.
ON A PRELIMINARY BASIS, LOCATE PRIMARY, BUT NOT ALL, HVAC EQUIPMENT IN ROOMS AND ON THE ROOF. THE DESIGN BUILD ENTITY SHALL PROVIDE COMPLETE DESIGN FOR THOSE SPACES REQUIRING HEATING, VENTILATION, EXHAUST, AND AIR CONDITIONING NOT SHOWN ON THIS DRAWING.
ON A PRELIMINARY BASIS, SIZE AND ROUTE DUCT AND PIPING SYSTEMS IN A MANNER THAT ALLOWS ASSESSMENT OF PLENUM SPACE FOR HVAC PIPING, DOMESTIC WATER PLUMBING PIPING, SMALL CONDUITS, AND LIGHTING. THE PREFERRED ROUTE FOR MAIN EXHAUST AND VENTILATION AIR DUCTS IS IN THE CORRIDOR.
IDENTIFY MOST, BUT NOT ALL, LOCATIONS RECEIVING CODE REQUIRED VENTILATION AIR AND MOST, BUT NOT ALL, ROOMS REQUIRING EXHAUST.
ANY SIZE SHOWN IS THE RESULT OF ENGINEERING CALCULATIONS CONDUCTED ON A PRELIMINARY BASIS.
THE DESIGN BUILD ENTITY IS THE SINGLE POINT OF RESPONSIBILITY FOR ALL DESIGN DECISIONS AND DESIGN PRODUCTS.
REFER NARRATIVE FOR OTHER POSSIBLE SOLUTIONS AND RESPONSIBILITIES OF THE DESIGN BUILD ENTITY.

- KEYED NOTES:**
- 1 KITCHEN MAKE UP AIR DUCT DOWN FROM MAKE UP AIR UNIT ON ROOF.
 - 2 KITCHEN EXHAUST DUCT UP TO KITCHEN EXHAUST FAN ON ROOF.
 - 3 KITCHEN MAKE UP AIR DUCT DOWN INTO CHASE.
 - 4 KITCHEN EXHAUST DUCT UP FROM CHASE.
 - 5 OUTSIDE AIR DUCT DOWN FROM DEDICATED OUTDOOR AIR UNIT F (DOAU) ON ROOF.
 - 6 EXHAUST AIR DUCT UP TO DEDICATED OUTDOOR AIR UNIT F (DOAU) ON ROOF.
 - 7 OUTSIDE AIR DUCT DOWN INTO CHASE TO FLOOR BELOW.
 - 8 EXHAUST AIR DUCT UP FROM FLOOR BELOW IN CHASE.
 - 9 REFER TO SHEET L-V104B FOR CONTINUATION.
 - 10 REFER TO NARRATIVE FOR APPROACH TO COOLING ELECTRICAL AND IT CLOSETS (TYPICAL ALL SUCH ROOMS).
 - 11 SOILED LAUNDRY ROOM EXHAUST TO ROOF EXHAUST FAN VIA DUCT RISER.



FOURTH FLOOR VENTILATION PLAN - AREA A
1
1/8" = 1'-0"
SCALE
5 0 5 10 15 20
FEET

NO.	DATE	ISSUE
1	1/13/2020	AMENDMENT 3

ISSUED FOR BRIDGING NOT FOR CONSTRUCTION

Note: Design-Build Entity shall obtain and verify all dimensions and conditions at job site and be fully responsible for the same. Bridging drawings and narratives are provided for design intent. The design-build entity is responsible for the full design of a project that adheres to all, scope requirements, codes, state and federal regulations and guidelines.

CIVIL / SITE:
DAVID MASON + ASSOCIATES
464 N Milwaukee Avenue
Chicago, IL 60654

LANDSCAPE:
HITCHCOCK DESIGN GROUP
22 E Chicago Avenue
Suite 200A
Naperville, IL 60540

STRUCTURAL:
DAVID MASON + ASSOCIATES
464 N Milwaukee Avenue
Chicago, IL 60654

HEATING, VENTILATION,
PLUMBING & FIRE PROTECTION:
BRIC PARTNERSHIP, LLC
100 E Washington Street
Suite 220
Belleville, IL 62220

ELECTRICAL:
WEBB ENGINEERING SERVICES INC
1400 S 3rd Street
Suite 201
St Louis, MO 63104

TECH, DATA, & SECURITY:
SHEN MILSOM & WILKE
2 N Riverside Plaza
Suite 1400
Chicago, IL 60606

FOOD & LAUNDRY SERVICE:
FOOD FACILITIES CONCEPTS, INC
110 Washington Avenue
Suite 302
Carnegie, PA 15106

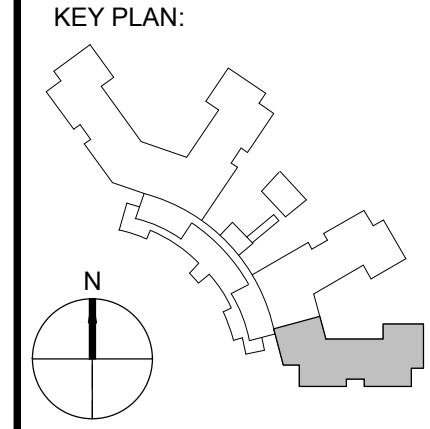
GEOTECH & ENVIRONMENT:
GSG CONSULTANTS, INC
2942 W VanBuren
Chicago, IL 60612

HISTORIC PRESERVATION:
HP2S
213 W Institute Place
Suite 502
Chicago, IL 60610

REMEDICATION DESIGN:
TROPICAL ENVIRONMENTAL, INC
1350 Chase Street
Algonquin, IL 60102

PE PROJECT No: 77550

PERKINS — EASTMAN
209 S LaSalle Street, Suite 400
Chicago, IL 60604
T: +1 312 755 1200
F: +1 312 755 1155



State of Illinois

JB PRITZKER, GOVERNOR
Illinois Capital Development Board

SHEET TITLE:
FOURTH FLOOR VENTILATION PLAN - AREA A

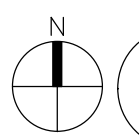
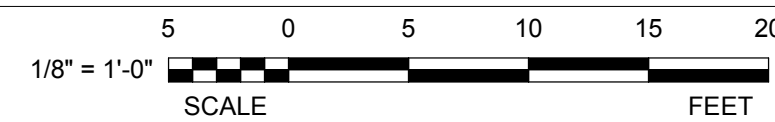
PROJECT:
NEW NURSING HOME & DOMICILIARY
ILLINOIS VETERANS' HOME QUINCY
1707 NORTH 12 STREET
QUINCY, ADAMS COUNTY, ILLINOIS 62301

PROJECT NO.
040-010-115



DATE:
11/11/19

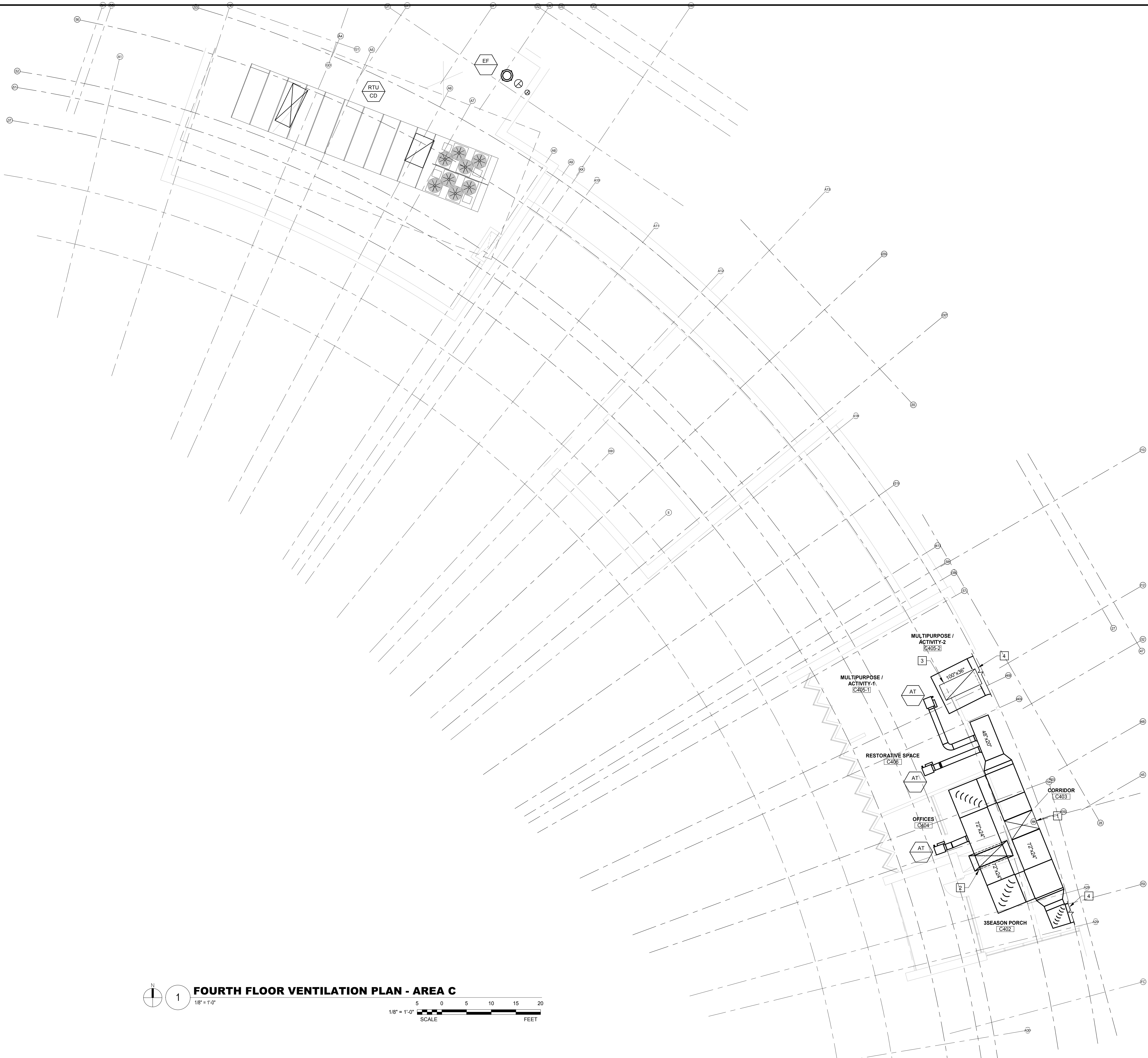
SHEET NO.
L-V104A

VOLUME: VOLUME 03 OF 4

 $1/8" = 1'-0"$ 



- 13 SOILED LAUNDRY ROOM EXHAUST TO ROOF EXHAUST FAN VIA DUCT RISER.

NO. DATE	ISSUE	ISSUED FOR BRIDGING NOT FOR CONSTRUCTION	CIVIL / SITE: DAVID MASON + ASSOCIATES 464 N Milwaukee Avenue Chicago, IL 60654	STRUCTURAL: DAVID MASON + ASSOCIATES 464 N Milwaukee Avenue Chicago, IL 60654	ELECTRICAL: WEBB ENGINEERING SERVICES INC 1400 S 3rd Street Suite 201 St Louis, MO 63104	FOOD & LAUNDRY SERVICE: FOOD FACILITIES CONCEPTS, INC 110 Washington Avenue Suite 302 Carnegie, PA 15106	HISTORIC PRESERVATION: HPZS 213 W Institute Place Suite 502 Chicago, IL 60610	PE PROJECT NO: 77550	KEY PLAN: 		State of Illinois JB PRITZKER, GOVERNOR Illinois Capital Development Board	SHEET TITLE: FOURTH FLOOR VENTILATION PLAN - AREA B	PROJECT NO: 040-010-115
1/13/2020	AMENDMENT 3	Note: Design Build Entity shall obtain and verify all dimensions and conditions at job site and be fully responsible for the same. Bridging drawings and narratives are provided for design intent. The design build entity is responsible for the full design of a project that adheres to all, scope requirements, codes, state and federal regulations and guidelines.	LANDSCAPE: GITCHCOCK DESIGN GROUP 22 E Chicago Avenue Suite 200A Naperville, IL 60540	HEATING, VENTILATION, AIR-CONDITIONING & FIRE PROTECTION: BRIC PARTISNER, LLC 100 E Washington Street Suite 220 Belleville, IL 62220	TECH. DATA & SECURITY: GRIFFIN CONSULTANTS, INC 2 N Riverside Plaza Suite 1460 Chicago, IL 60606	GEOTECH & ENVIRONMENT: GRIFFIN CONSULTANTS, INC 2942 W VanBuren Chicago, IL 60612	REMEDICATION DESIGN: TROPICAL ENVIRONMENTAL, INC 1539 Chase Street Algonquin, IL 60102					PROJECT: NEW NURSING HOME & DOMICILIARY ILLINOIS VETERANS' HOME QUINCY 1707 NORTH 12 STREET QUINCY, ADAMS COUNTY, ILLINOIS 62301	DATE: 11/11/19
												SHEET NO: L-V104B	VOLUME: VOLUME 03 OF 4



- GENERAL NOTES:**
- THE INTENT OF THIS DRAWING IS TO:
ON A PRELIMINARY BASIS, ZONE THE BUILDING TO ATTAIN REASONABLE DUCT SIZES.
ON A PRELIMINARY BASIS, LOCATE PRIMARY, BUT NOT ALL, HVAC EQUIPMENT IN ROOMS AND ON THE ROOF. THE DESIGN BUILD ENTITY SHALL PROVIDE COMPLETE DESIGN FOR THOSE SPACES REQUIRING HEATING, VENTILATION, EXHAUST, AND AIR CONDITIONING NOT SHOWN ON THIS DRAWING.
ON A PRELIMINARY BASIS, SIZE AND ROUTE DUCT AND PIPING SYSTEMS IN A MANNER THAT ALLOWS ASSESSMENT OF PLENUM SPACE FOR HVAC PIPING, DOMESTIC WATER PLUMBING PIPING, SMALL CONDUITS, AND LIGHTING. THE PREFERRED ROUTE FOR MAIN EXHAUST AND VENTILATION AIR DUCTS IS IN THE CORRIDOR.
IDENTIFY MOST, BUT NOT ALL, LOCATIONS RECEIVING CODE REQUIRED VENTILATION AIR AND MOST, BUT NOT ALL, ROOMS REQUIRING EXHAUST.
ANY SIZE SHOWN IS THE RESULT OF ENGINEERING CALCULATIONS CONDUCTED ON A PRELIMINARY BASIS.
THE DESIGN BUILD ENTITY IS THE SINGLE POINT OF RESPONSIBILITY FOR ALL DESIGN DECISIONS AND DESIGN PRODUCTS.
REFER NARRATIVE FOR OTHER POSSIBLE SOLUTIONS AND RESPONSIBILITIES OF THE DESIGN BUILD ENTITY.
DESIGN BUILD ENTITY SHALL CONSOLIDATE ROOF-TOP MECHANICAL EQUIPMENT. SUCH EQUIPMENT SHALL IDEALLY BE LOCATED AND SCREENED WITHIN THE CENTRAL ZONES OF ROOFS AS INDICATED ON THE ARCHITECTURAL ROOF PLANS. ALLOW FOR MAXIMIZING THE AVAILABLE ROOF AREA FOR SOLAR PV PANELS.
- KEYED NOTES:**
- SUPPLY AIR DUCT DOWN FROM ROOF TOP UNIT EF ON ROOF.
 - SUPPLY AIR DUCT DOWN INTO CHASE TO FLOOR BELOW.
 - RETURN AIR DUCT UP TO ROOF TOP UNIT EF ON ROOF.
 - REFER TO SHEET L-V104B FOR CONTINUATION.

FOURTH FLOOR VENTILATION PLAN - AREA C
1/8" = 1'-0"
SCALE
5 0 5 10 15 20
FEET

NO. DATE ISSUE			ISSUED FOR BRIDGING NOT FOR CONSTRUCTION										PROJECT NO.									
1 1/13/2020 AMENDMENT 3			Note: Design-Build Entity shall obtain and verify all dimensions and conditions at job site and be fully responsible for the same. Bridging drawings and narratives are provided for design intent. The design-build entity is responsible for the full design of a project that adheres to all, scope requirements, codes, state and federal regulations and guidelines.										040-010-115									
			CIVIL / SITE: DAVID MASON + ASSOCIATES 464 N Milwaukee Avenue Chicago, IL 60654		STRUCTURAL: DAVID MASON + ASSOCIATES 464 N Milwaukee Avenue Chicago, IL 60654		ELECTRICAL: WEBB ENGINEERING SERVICES INC 1400 S 3rd Street Suite 201 St Louis, MO 63104		FOOD & LAUNDRY SERVICE: FOOD FACILITIES CONCEPTS, INC 110 Washington Avenue Suite 302 Carnegie, PA 15106		HISTORIC PRESERVATION: HP2S 213 W Institute Place Suite 502 Chicago, IL 60610		PE PROJECT No: 77550		KEY PLAN: 		State of Illinois 		SHEET TITLE: FOURTH FLOOR VENTILATION PLAN - AREA C		PROJECT NO. 040-010-115	
			LANDSCAPE: HITCHCOCK DESIGN GROUP 22 E Chicago Avenue Suite 200A Naperville, IL 60540		HEATING, VENTILATION, PLUMBING & FIRE PROTECTION: BRIC PARTNERSHIP, LLC 100 E Washington Street Suite 220 Belleville, IL 62220		TECH, DATA, & SECURITY: SHEN MILSON & WILKE 22 E Chicago Avenue Suite 1400 Chicago, IL 60606		GEO TECH & ENVIRONMENT: GSG CONSULTANTS, INC 2942 W VanBuren Chicago, IL 60612		REMEDIATION DESIGN: TROPICAL ENVIRONMENTAL, INC 1350 Chase Street Algonquin, IL 60102		PERKINS — EASTMAN 209 S LaSalle Street, Suite 400 Chicago, IL 60604 T: +1 312 755 1200 F: +1 312 755 1155		JB PRITZKER, GOVERNOR Illinois Capital Development Board		PROJECT: NEW NURSING HOME & DOMICILIARY ILLINOIS VETERANS' HOME QUINCY 1707 NORTH 12 STREET QUINCY, ADAMS COUNTY, ILLINOIS 62301		DATE: 11/11/19			
																	SHEET NO. L-V104C		VOLUME: VOLUME 03 OF 4			

GENERAL NOTES:

1. THE INTENT OF THIS DRAWING IS TO:

ON A PRELIMINARY BASIS, ZONE THE BUILDING TO ATTAIN REASONABLE DUCT SIZES.

ON A PRELIMINARY BASIS, LOCATE PRIMARY, BUT NOT ALL, HVAC EQUIPMENT IN ROOMS AND ON THE ROOF. THE DESIGN BUILD ENTITY SHALL PROVIDE COMPLETE DESIGN FOR THOSE SPACES REQUIRING HEATING, VENTILATION, EXHAUST, AND AIR CONDITIONING NOT SHOWN ON THIS DRAWING.

ON A PRELIMINARY BASIS, SIZE AND ROUTE DUCT AND PIPING SYSTEMS IN A MANNER THAT ALLOWS ASSESSMENT OF PLENUM SPACE FOR HVAC PIPING, DOMESTIC WATER PLUMBING PIPING, SMALL CONDUITS, AND LIGHTING. THE PREFERRED ROUTE FOR MAIN EXHAUST AND VENTILATION AIR DUCTS IS IN THE CORRIDOR.

IDENTIFY MOST, BUT NOT ALL, LOCATIONS RECEIVING CODE REQUIRED VENTILATION AIR AND MOST, BUT NOT ALL, ROOMS REQUIRING EXHAUST.

ANY SIZE SHOWN IS THE RESULT OF ENGINEERING CALCULATIONS CONDUCTED ON A PRELIMINARY BASIS.

THE DESIGN BUILD ENTITY IS THE SINGLE POINT OF RESPONSIBILITY FOR ALL DESIGN DECISIONS AND DESIGN PRODUCTS.

REFER NARRATIVE FOR OTHER POSSIBLE SOLUTIONS AND RESPONSIBILITIES OF THE DESIGN BUILD ENTITY.

DESIGN BUILD ENTITY SHALL CONSOLIDATE ROOF-TOP MECHANICAL EQUIPMENT. SUCH EQUIPMENT SHALL IDEALLY BE LOCATED AND SCREENED WITHIN THE CENTRAL ZONES OF ROOFS AS INDICATED ON THE ARCHITECTUAL ROOF PLANS. ALLOW FOR MAXIMIZING THE AVAILABLE ROOF AREA FOR SOLAR PV PANELS.

KEYED NOTES:

1 MAKEUP AIR UNIT SERVING LAUNDRY IN BASEMENT.



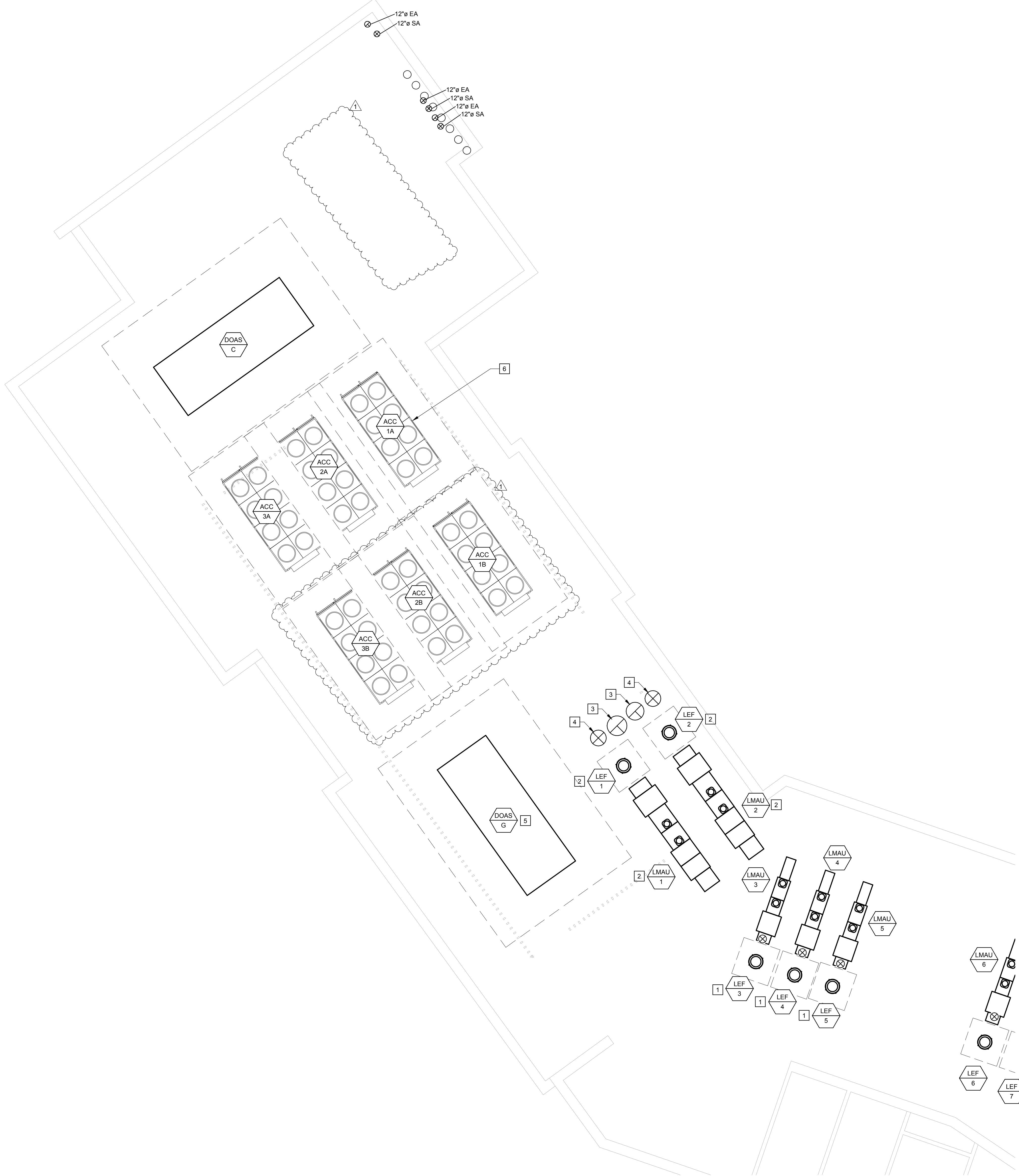
THIRD FLOOR ROOF VENTILATION PLAN - AREA D

1/8" = 1'-0"

SCALE

FEET

NO. DATE ISSUE		ISSUED FOR BRIDGING NOT FOR CONSTRUCTION		CIVIL / SITE: DAVID MASON + ASSOCIATES 464 N Milwaukee Avenue Chicago, IL 60654		STRUCTURAL: DAVID MASON + ASSOCIATES 464 N Milwaukee Avenue Chicago, IL 60654		ELECTRICAL: WEBB ENGINEERING SERVICES INC 1400 S 3rd Street Suite 201 St Louis, MO 63104		FOOD & LAUNDRY SERVICE: FOOD FACILITIES CONCEPTS, INC 110 Washington Avenue Suite 302 Carnegie, PA 15106		HISTORIC PRESERVATION: HP2S 213 W Institute Place Suite 502 Chicago, IL 60610		PE PROJECT No: 77550		KEY PLAN:		State of Illinois JB PRITZKER, GOVERNOR Illinois Capital Development Board		SHEET TITLE: THIRD FLOOR ROOF VENTILATION PLAN - AREA D		PROJECT NO. 040-010-115	
1 1/13/2020 AMENDMENT 3		Note: Design-Build Entity shall obtain and verify all dimensions and conditions at job site and be fully responsible for the same. Bridging drawings and narratives are provided for design intent. The design-build entity is responsible for the full design of a project that adheres to all, scope requirements, codes, state and federal regulations and guidelines		LANDSCAPE: HITCHCOCK DESIGN GROUP 22 E Chicago Avenue Suite 200A Naperville, IL 60540		HEATING, VENTILATION, PLUMBING & FIRE PROTECTION: BRIC PARTNERSHIP, LLC 100 E Washington Street Suite 220 Belleville, IL 62220		TECH, DATA, & SECURITY: SHEN MILSOM & WILKE 2 N Riverside Plaza Suite 1460 Chicago, IL 60606		GEOTECH & ENVIRONMENT: GSG CONSULTANTS, INC 2942 W VanBuren Chicago, IL 60612		REMEDITATION DESIGN: TROPICAL ENVIRONMENTAL, INC 1350 Chase Street Algonquin, IL 60102		PERKINS EASTMAN 209 S LaSalle Street, Suite 400 Chicago, IL 60604 T: +1 312 755 1200 F: +1 312 755 1155		PROJECT: ILLINOIS VETERANS' HOME QUINCY 1707 NORTH 12 STREET QUINCY, ADAMS COUNTY, ILLINOIS 62301		DATE: 11/11/19		SHEET NO. L-V104D		VOLUME: VOLUME 03 OF 4	



GENERAL NOTES:

1. THE INTENT OF THIS DRAWING IS TO:

ON A PRELIMINARY BASIS, ZONE THE BUILDING TO ATTAIN REASONABLE DUCT SIZES.

ON A PRELIMINARY BASIS, LOCATE PRIMARY, BUT NOT ALL, HVAC EQUIPMENT IN ROOMS AND ON THE ROOF. THE DESIGN BUILD ENTITY SHALL PROVIDE COMPLETE DESIGN FOR THOSE SPACES REQUIRING HEATING, VENTILATION, EXHAUST, AND AIR CONDITIONING NOT SHOWN ON THIS DRAWING.

ON A PRELIMINARY BASIS, SIZE AND ROUTE DUCT AND PIPING SYSTEMS IN A MANNER THAT ALLOWS ASSESSMENT OF PLENUM SPACE FOR HVAC PIPING, DOMESTIC WATER PLUMBING PIPING, SMALL CONDUITS, AND LIGHTING. THE PREFERRED ROUTE FOR MAIN EXHAUST AND VENTILATION AIR DUCTS IS IN THE CORRIDOR.

IDENTIFY MOST, BUT NOT ALL, LOCATIONS RECEIVING CODE REQUIRED VENTILATION AIR AND MOST, BUT NOT ALL, ROOMS REQUIRING EXHAUST.

ANY SIZE SHOWN IS THE RESULT OF ENGINEERING CALCULATIONS CONDUCTED ON A PRELIMINARY BASIS.

THE DESIGN BUILD ENTITY IS THE SINGLE POINT OF RESPONSIBILITY FOR ALL DESIGN DECISIONS AND DESIGN PRODUCTS.

REFER NARRATIVE FOR OTHER POSSIBLE SOLUTIONS AND RESPONSIBILITIES OF THE DESIGN BUILD ENTITY.

DESIGN BUILD ENTITY SHALL CONSOLIDATE ROOF-TOP MECHANICAL EQUIPMENT. SUCH EQUIPMENT SHALL IDEALLY BE LOCATED AND SCREENED WITHIN THE CENTRAL ZONES OF ROOFS AS INDICATED ON THE ARCHITECTURAL ROOF PLANS. ALLOW FOR MAXIMIZING THE AVAILABLE ROOF AREA FOR SOLAR PV PANELS.


- KEYED NOTES:**
- 1 KITCHEN HOOD EXHAUST AND MAKEUP AIR UNITS.
 - 2 MAIN KITCHEN HOOD EXHAUST AND MAKEUP AIR UNITS.
 - 3 MAIN KITCHEN HOOD EXHAUST DUCT RISERS FROM BASEMENT.
 - 4 MAIN KITCHEN HOOD MAKEUP AIR DUCT RISERS FROM BASEMENT.
 - 5 MAKEUP AIR UNIT FOR MAIN KITCHEN HOODS IN BASEMENT.
 - 6 AIR COOLED CONDENSING UNIT FOR CHILLER. THERE IS ONE CONDENSING UNIT PER COMPRESSOR/REFRIGERATION CIRCUIT. (TYPICAL OF 6).

THIRD FLOOR ROOF VENTILATION PLAN - AREA E

1/8" = 1'-0"

SCALE

FEET

NO. DATE		ISSUE	ISSUED FOR BRIDGING NOT FOR CONSTRUCTION		CIVIL / SITE:		STRUCTURAL:		ELECTRICAL:		FOOD & LAUNDRY SERVICE:		HISTORIC PRESERVATION:		PE PROJECT NO: 77550		KEY PLAN:		<div><div><div>Capital Development Board</div><div>Building a Better Illinois</div></div><div>State of Illinois</div><div>JB PRITZKER, GOVERNOR</div><div>Illinois Capital Development Board</div></div>		SHEET TITLE:		PROJECT NO:	
1 1/13/2020		AMENDMENT 3	Note: Design-Build Entity shall obtain and verify all dimensions and conditions at job site and be fully responsible for the same. Bridging drawings and narratives are provided for design intent. The design-build entity is responsible for the full design of a project that adheres to all, scope requirements, codes, state and federal regulations and guidelines.		DAVID MASON + ASSOCIATES 464 N Milwaukee Avenue Chicago, IL 60654		DAVID MASON + ASSOCIATES 464 N Milwaukee Avenue Chicago, IL 60654		WEBB ENGINEERING SERVICES INC 1400 S 3rd Street Suite 201 St Louis, MO 63104		FOOD FACILITIES CONCEPTS, INC 110 Washington Avenue Suite 302 Carnegie, PA 15106		HP2S 213 W Institute Place Suite 502 Chicago, IL 60610		209 S LaSalle Street, Suite 400 Chicago, IL 60604 T +1 312 755 1200 F +1 312 755 1155						THIRD FLOOR ROOF VENTILATION PLAN - AREA E		040-010-115	
					LANDSCAPE: HITCHCOCK DESIGN GROUP 22 E Chicago Avenue Suite 200A Naperville, IL 60540		HEATING, VENTILATION, PLUMBING & FIRE PROTECTION: BRIC PARTNERSHIP, LLC 100 E Washington Street Suite 220 Belleville, IL 62220		TECH, DATA, & SECURITY: SHEN MILSOM & WILKE 2 N Riverside Plaza Suite 1400 Chicago, IL 60606		GEO TECH & ENVIRONMENT: GSG CONSULTANTS, INC 2942 W VanBuren Chicago, IL 60612		REMEDICATION DESIGN: TROPICAL ENVIRONMENTAL, INC 1350 Chase Street Algonquin, IL 60102						PROJECT:		DATE: 11/11/19			
																			SHEET NO.		NEW NURSING HOME & DOMICILIARY			
																			ILLINOIS VETERANS' HOME QUINCY		L-V104E			
																			1707 NORTH 12 STREET QUINCY, ADAMS COUNTY, ILLINOIS 62301		VOLUME: VOLUME 03 OF 4			

GENERAL NOTES:

1. THE INTENT OF THIS DRAWING IS TO:

ON A PRELIMINARY BASIS, ZONE THE BUILDING TO ATTAIN REASONABLE DUCT SIZES.

ON A PRELIMINARY BASIS, LOCATE PRIMARY, BUT NOT ALL, HVAC EQUIPMENT IN ROOMS AND ON THE ROOF. THE DESIGN BUILD ENTITY SHALL PROVIDE COMPLETE DESIGN FOR THOSE SPACES REQUIRING HEATING, VENTILATION, EXHAUST, AND AIR CONDITIONING NOT SHOWN ON THIS DRAWING.

ON A PRELIMINARY BASIS, SIZE AND ROUTE DUCT AND PIPING SYSTEMS IN A MANNER THAT ALLOWS ASSESSMENT OF PLENUM SPACE FOR HVAC PIPING, DOMESTIC WATER PLUMBING PIPING, SMALL CONDUITS, AND LIGHTING. THE PREFERRED ROUTE FOR MAIN EXHAUST AND VENTILATION AIR DUCTS IS IN THE CORRIDOR.

IDENTIFY MOST, BUT NOT ALL, LOCATIONS RECEIVING CODE REQUIRED VENTILATION AIR AND MOST, BUT NOT ALL, ROOMS REQUIRING EXHAUST.

ANY SIZE SHOWN IS THE RESULT OF ENGINEERING CALCULATIONS CONDUCTED ON A PRELIMINARY BASIS.

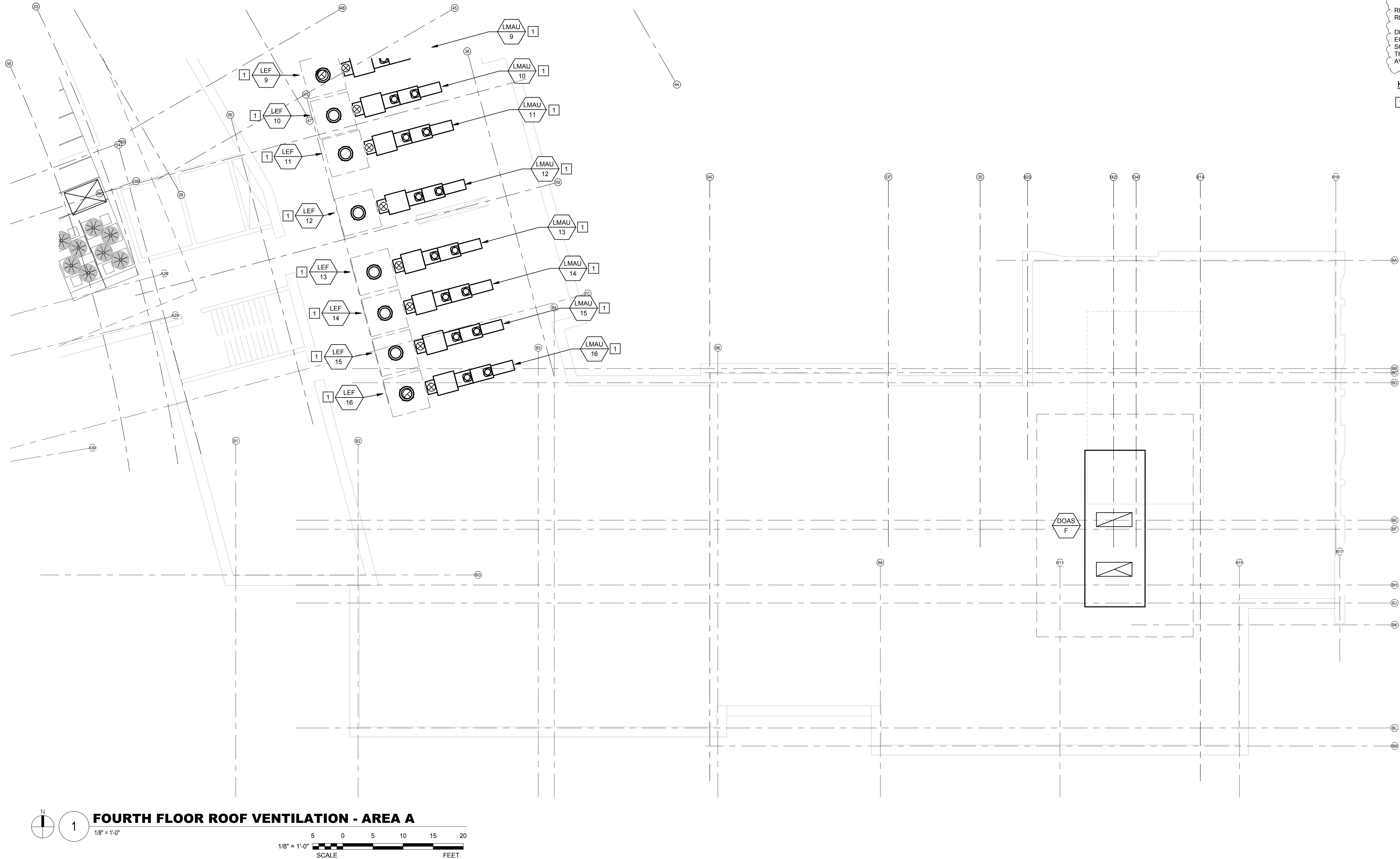
THE DESIGN BUILD ENTITY IS THE SINGLE POINT OF RESPONSIBILITY FOR ALL DESIGN DECISIONS AND DESIGN PRODUCTS.

REFER NARRATIVE FOR OTHER POSSIBLE SOLUTIONS AND RESPONSIBILITIES OF THE DESIGN BUILD ENTITY.

DESIGN BUILD ENTITY SHALL CONSOLIDATE ROOF-TOP MECHANICAL EQUIPMENT. SUCH EQUIPMENT SHALL IDEALLY BE LOCATED AND SCREENED WITHIN THE CENTRAL ZONES OF ROOFS AS INDICATED ON THE ARCHITECTURAL ROOF PLANS. ALLOW FOR MAXIMIZING THE AVAILABLE ROOF AREA FOR SOLAR PV PANELS.

KEYED NOTES:

1 KITCHEN HOOD EXHAUST AND MAKEUP AIR UNITS.



FOURTH FLOOR ROOF VENTILATION - AREA A

1/8" = 1'-0"

5 0 5 10 15 20

1/8" = 1'-0"

SCALE FEET

NO.	DATE	ISSUE
1	1/13/2020	AMENDMENT 3

ISSUED FOR BRIDGING NOT FOR CONSTRUCTION

Note: Design-Build Entity shall obtain and verify all dimensions and conditions at job site and be fully responsible for the same. Bridging drawings and narratives are provided for design intent. The design-build entity is responsible for the full design of a project that adheres to all, scope requirements, codes, state and federal regulations and guidelines.

CIVIL / SITE:
DAVID MASON + ASSOCIATES
464 N Milwaukee Avenue
Chicago, IL 60654

LANDSCAPE:
HITCHCOCK DESIGN GROUP
22 E Chicago Avenue
Suite 200A
Naperville, IL 60540

STRUCTURAL:
DAVID MASON + ASSOCIATES
464 N Milwaukee Avenue
Chicago, IL 60654

HEATING, VENTILATION,
PLUMBING & FIRE PROTECTION:
BRIC PARTNERSHIP, LLC
100 E Washington Street
Suite 220
Belleville, IL 62220

ELECTRICAL:
WEBB ENGINEERING SERVICES INC
1400 S 3rd Street
Suite 201
St. Louis, MO 63104

TECH, DATA, & SECURITY:
SHEN MILSOM & WILKE
2 N Riverside Plaza
Suite 1400
Chicago, IL 60606

FOOD & LAUNDRY SERVICE:
WEBB ENGINEERING SERVICES, INC
110 Washington Avenue
Suite 502
Chicago, IL 60610

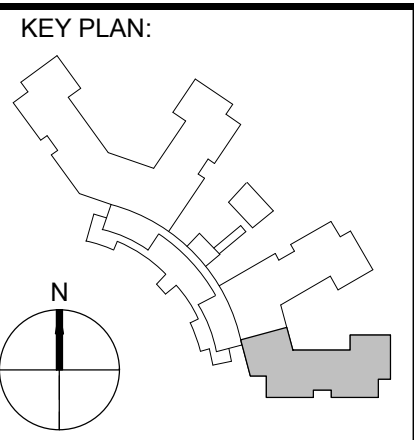
GEOTECH & ENVIRONMENT:
GSG CONSULTANTS, INC
2942 W VanBuren
Chicago, IL 60612

HISTORIC PRESERVATION:
HP2S
213 W Institute Place
Suite 502
Chicago, IL 60610

REMEDITATION DESIGN:
TROPICAL ENVIRONMENTAL, INC
1350 Chase Street
Algonquin, IL 60110

PE PROJECT No: 77550

PERKINS — EASTMAN
209 S LaSalle Street, Suite 400
Chicago, IL 60604
T: +1 312 755 1200
F: +1 312 755 1155



State of Illinois

JB PRITZKER, GOVERNOR
Illinois Capital Development Board

SHEET TITLE:
FOURTH FLOOR ROOF VENTILATION - AREA A

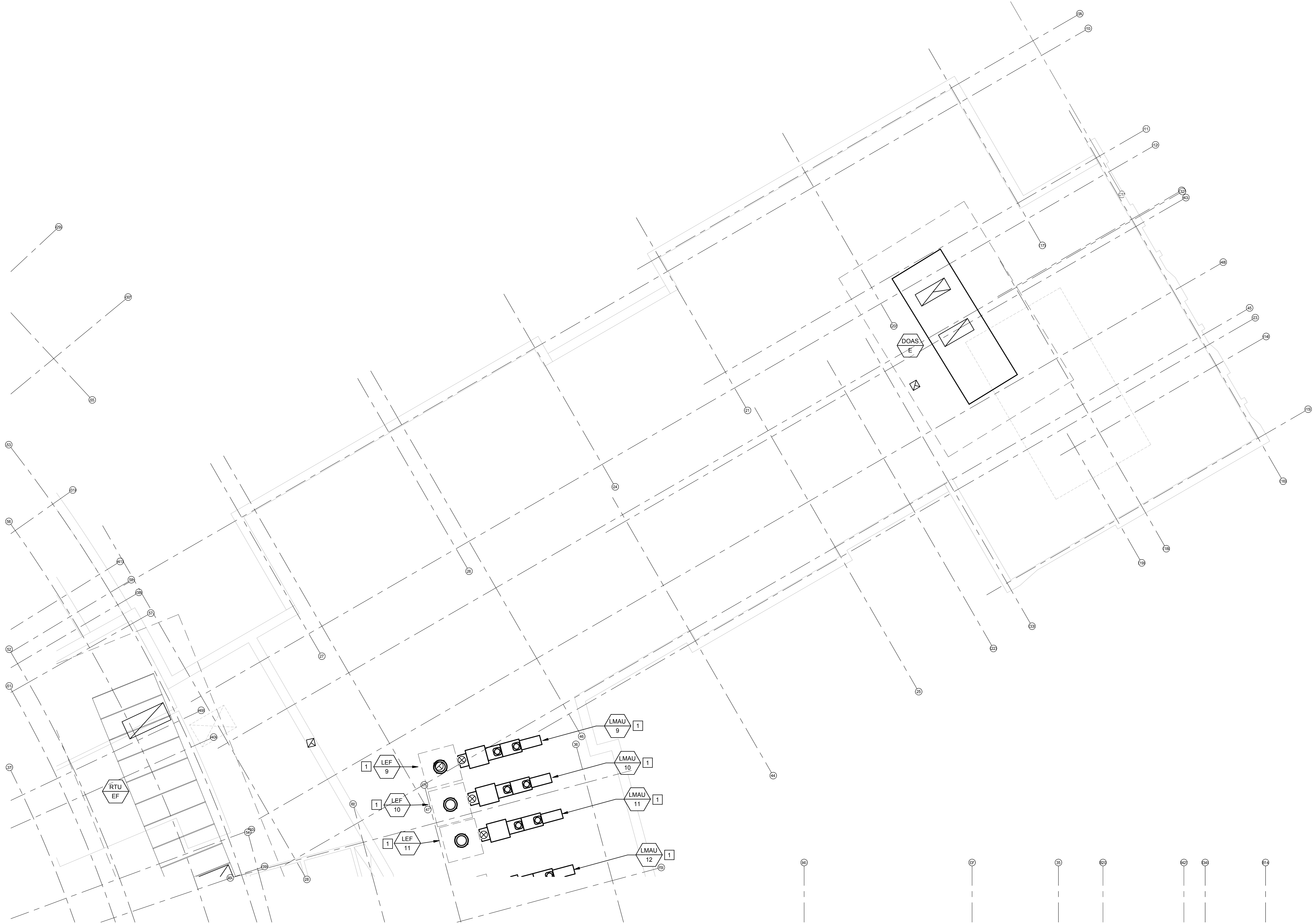
PROJECT:
NEW NURSING HOME & DOMICILIARY
ILLINOIS VETERANS' HOME QUINCY
1707 NORTH 12 STREET
QUINCY, ADAMS COUNTY, ILLINOIS 62301

PROJECT NO.
040-010-115

DATE:
11/11/19

SHEET NO.
L-V105A

VOLUME: VOLUME 03 OF 4



GENERAL NOTES:

1. THE INTENT OF THIS DRAWING IS TO:

ON A PRELIMINARY BASIS, ZONE THE BUILDING TO ATTAIN REASONABLE DUCT SIZES.

ON A PRELIMINARY BASIS, LOCATE PRIMARY, BUT NOT ALL, HVAC EQUIPMENT IN ROOMS AND ON THE ROOF. THE DESIGN BUILD ENTITY SHALL PROVIDE COMPLETE DESIGN FOR THOSE SPACES REQUIRING HEATING, VENTILATION, EXHAUST, AND AIR CONDITIONING NOT SHOWN ON THIS DRAWING.

ON A PRELIMINARY BASIS, SIZE AND ROUTE DUCT AND PIPING SYSTEMS IN A MANNER THAT ALLOWS ASSESSMENT OF PLENUM SPACE FOR HVAC PIPING, DOMESTIC WATER PLUMBING PIPING, SMALL CONDUITS, AND LIGHTING. THE PREFERRED ROUTE FOR MAIN EXHAUST AND VENTILATION AIR DUCTS IS IN THE CORRIDOR.

IDENTIFY MOST, BUT NOT ALL, LOCATIONS RECEIVING CODE REQUIRED VENTILATION AIR AND MOST, BUT NOT ALL, ROOMS REQUIRING EXHAUST.

ANY SIZE SHOWN IS THE RESULT OF ENGINEERING CALCULATIONS CONDUCTED ON A PRELIMINARY BASIS.

THE DESIGN BUILD ENTITY IS THE SINGLE POINT OF RESPONSIBILITY FOR ALL DESIGN DECISIONS AND DESIGN PRODUCTS.

REFER NARRATIVE FOR OTHER POSSIBLE SOLUTIONS AND RESPONSIBILITIES OF THE DESIGN BUILD ENTITY.



DESIGN BUILD ENTITY SHALL CONSOLIDATE ROOF-TOP MECHANICAL EQUIPMENT. SUCH EQUIPMENT SHALL IDEALLY BE LOCATED AND SCREENED WITHIN THE CENTRAL ZONES OF ROOFS AS INDICATED ON THE ARCHITECTURAL ROOF PLANS. ALLOW FOR MAXIMIZING THE AVAILABLE ROOF AREA FOR SOLAR PV PANELS.


KEYED NOTES:

1 KITCHEN HOOD EXHAUST AND MAKEUP AIR UNITS.



FOURTH FLOOR ROOF VENTILATION - AREA B

NO. DATE ISSUE		
1 1/13/2020 AMENDMENT 3		
ISSUED FOR BRIDGING NOT FOR CONSTRUCTION		
Note: Design-Build Entity shall obtain and verify all dimensions and conditions at job site and be fully responsible for the same. Bridging drawings and narratives are provided for design intent. The design-build entity is responsible for the full design of a project that adheres to all, scope requirements, codes, state and federal regulations and guidelines.		
CIVIL / SITE: DAVID MASON + ASSOCIATES 464 N Milwaukee Avenue Chicago, IL 60654	STRUCTURAL: DAVID MASON + ASSOCIATES 464 N Milwaukee Avenue Chicago, IL 60654	ELECTRICAL: WEBB ENGINEERING SERVICES INC 1400 S 3rd Street Suite 201 St Louis, MO 63104
LANDSCAPE: HITCHCOCK DESIGN GROUP 22 E Chicago Avenue Suite 200A Naperville, IL 60540	HEATING, VENTILATION, PLUMBING & FIRE PROTECTION: BRIC PARTNERSHIP, LLC 100 E Washington Street Suite 220 Belleville, IL 62220	TECH. DATA, & SECURITY: SHEN MILSOM & WILKE 22 N Riverside Plaza Suite 1400 Chicago, IL 60606
FOOD & LAUNDRY SERVICE: FOOD FACILITIES CONCEPTS, INC 110 Washington Avenue Suite 302 Carnegie, PA 15106		
HISTORIC PRESERVATION: HP2S 213 W Institute Place Suite 502 Chicago, IL 60610		
PE PROJECT No: 77550		
PERKINS — EASTMAN 209 S LaSalle Street, Suite 400 Chicago, IL 60604 T +1 312 755 1200 F +1 312 755 1155		
KEY PLAN: 		
State of Illinois JB PRITZKER, GOVERNOR Illinois Capital Development Board 		
SHEET TITLE: FOURTH FLOOR ROOF VENTILATION - AREA B		
PROJECT: NEW NURSING HOME & DOMICILIARY ILLINOIS VETERANS' HOME QUINCY 1707 NORTH 12 STREET QUINCY, ADAMS COUNTY, ILLINOIS 62301		
PROJECT NO. 040-010-115		
DATE: 11/11/19		
SHEET NO. L-V105B		
VOLUME: VOLUME 03 OF 4		



GENERAL NOTES:

1. THE INTENT OF THIS DRAWING IS TO:

ON A PRELIMINARY BASIS, ZONE THE BUILDING TO ATTAIN REASONABLE DUCT SIZES.

ON A PRELIMINARY BASIS, LOCATE PRIMARY, BUT NOT ALL, HVAC EQUIPMENT IN ROOMS AND ON THE ROOF. THE DESIGN BUILD ENTITY SHALL PROVIDE COMPLETE DESIGN FOR THOSE SPACES REQUIRING HEATING, VENTILATION, EXHAUST, AND AIR CONDITIONING NOT SHOWN ON THIS DRAWING.

ON A PRELIMINARY BASIS, SIZE AND ROUTE DUCT AND PIPING SYSTEMS IN A MANNER THAT ALLOWS ASSESSMENT OF PLENUM SPACE FOR HVAC PIPING, DOMESTIC WATER PLUMBING PIPING, SMALL CONDUITS, AND LIGHTING. THE PREFERRED ROUTE FOR MAIN EXHAUST AND VENTILATION AIR DUCTS IS IN THE CORRIDOR.

IDENTIFY MOST, BUT NOT ALL, LOCATIONS RECEIVING CODE REQUIRED VENTILATION AIR AND MOST, BUT NOT ALL, ROOMS REQUIRING EXHAUST.

ANY SIZE SHOWN IS THE RESULT OF ENGINEERING CALCULATIONS CONDUCTED ON A PRELIMINARY BASIS.

THE DESIGN BUILD ENTITY IS THE SINGLE POINT OF RESPONSIBILITY FOR ALL DESIGN DECISIONS AND DESIGN PRODUCTS.

REFER NARRATIVE FOR OTHER POSSIBLE SOLUTIONS AND RESPONSIBILITIES OF THE DESIGN BUILD ENTITY.

DESIGN BUILD ENTITY SHALL CONSOLIDATE ROOF-TOP MECHANICAL EQUIPMENT. SUCH EQUIPMENT SHALL IDEALLY BE LOCATED AND SCREENED WITHIN THE CENTRAL ZONES OF ROOFS AS INDICATED ON THE ARCHITECTURAL ROOF PLANS. ALLOW FOR MAXIMIZING THE AVAILABLE ROOF AREA FOR SOLAR PV PANELS.

KEYED NOTES:



1 REFER TO SHEET L-V104C FOR CONTINUATION.

FOURTH FLOOR ROOF VENTILATION - AREA C

1/8" = 1'-0"

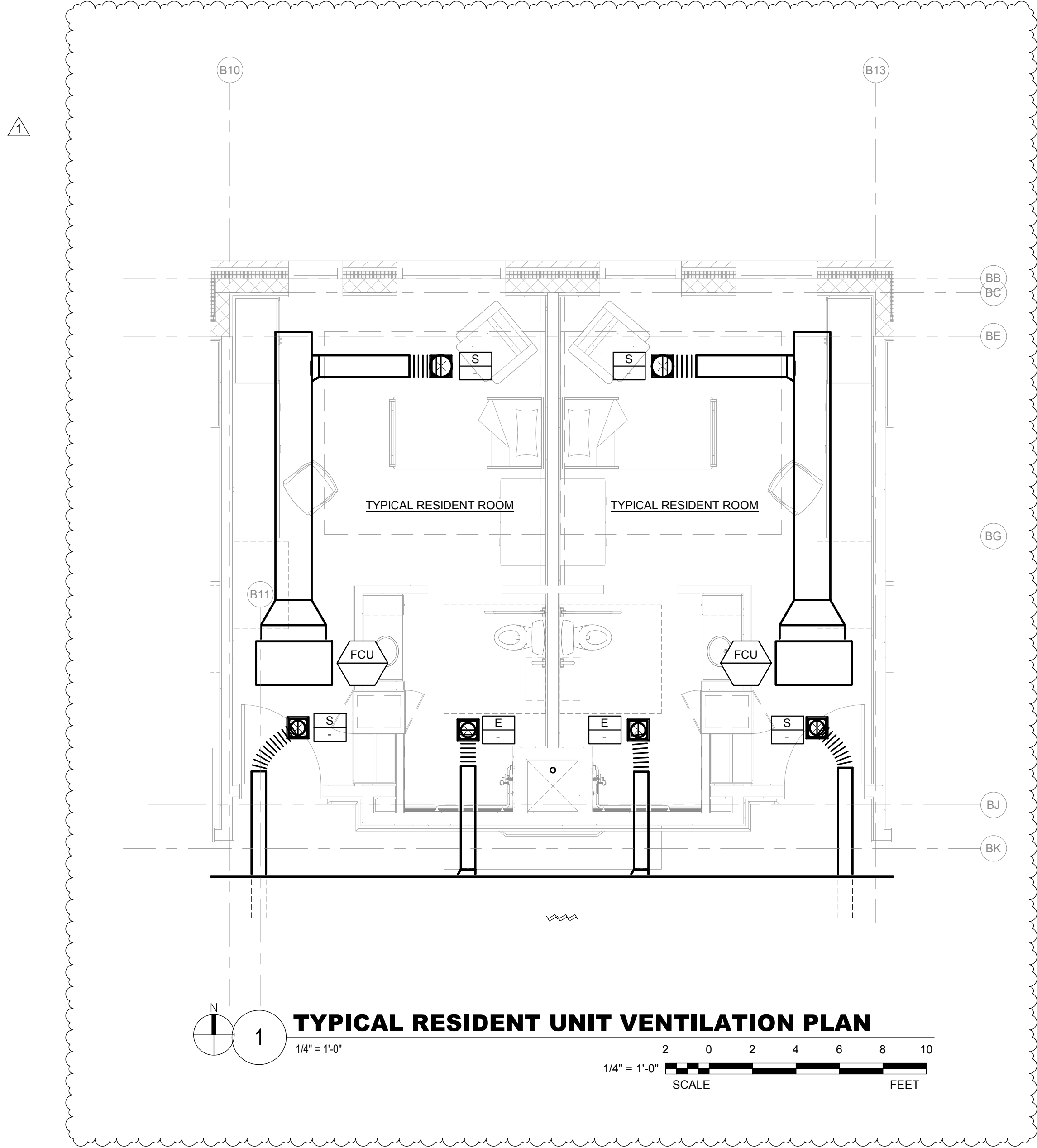
SCALE



FEET

NO. DATE ISSUE		ISSUED FOR BRIDGING NOT FOR CONSTRUCTION		CIVIL / SITE: DAVID MASON + ASSOCIATES 464 N Milwaukee Avenue Chicago, IL 60654		STRUCTURAL: DAVID MASON + ASSOCIATES 464 N Milwaukee Avenue Chicago, IL 60654		ELECTRICAL: WEBB ENGINEERING SERVICES INC 1400 S 3rd Street Suite 201 St. Louis, MO 63104		FOOD & LAUNDRY SERVICE: FOOD FACILITIES CONCEPTS, INC 110 Washington Avenue Suite 302 Carnegie, PA 15106		HISTORIC PRESERVATION: HP2S 213 W Institute Place Suite 502 Chicago, IL 60610		PE PROJECT No: 77550		KEY PLAN:				SHEET TITLE: FOURTH FLOOR ROOF VENTILATION - AREA C		PROJECT NO: 040-010-115	
1 1/13/2020 AMENDMENT 3		Note: Design-Build Entity shall obtain and verify all dimensions and conditions at job site and be fully responsible for the same. Bridging drawings and narratives are provided for design intent. The design-build entity is responsible for the full design of a project that adheres to all, scope requirements, codes, state and federal regulations and guidelines		LANDSCAPE: HITCHCOCK DESIGN GROUP 22 E Chicago Avenue Suite 200A Naperville, IL 60540		HEATING, VENTILATION, PLUMBING & FIRE PROTECTION: BRIC PARTNERSHIP, LLC 100 E Washington Street Suite 220 Belleville, IL 62220		TECH, DATA, & SECURITY: SHEN MILSOM & WILKE 2 N Riverside Plaza Suite 1400 Chicago, IL 60606		GEOTECH & ENVIRONMENT: GSG CONSULTANTS, INC 2942 W VanBuren Chicago, IL 60612		REMEDICATION DESIGN: TROPICAL ENVIRONMENTAL, INC 1350 Chase Street Algonquin, IL 60110		PERKINS— EASTMAN 209 S LaSalle Street, Suite 400 Chicago, IL 60604 T: +1 312 755 1200 F: +1 312 755 1155				JB PRITZKER, GOVERNOR Illinois Capital Development Board		NEW NURSING HOME & DOMICILIARY ILLINOIS VETERANS' HOME QUINCY 1707 NORTH 12 STREET QUINCY, ADAMS COUNTY, ILLINOIS 62301		L-V105C VOLUME: VOLUME 03 OF 4	

GENERAL NOTES:

1. THE INTENT OF THIS DRAWING IS TO:
- ON A PRELIMINARY BASIS, ZONE THE BUILDING TO ATTAIN REASONABLE DUCT SIZES.
 - ON A PRELIMINARY BASIS, LOCATE PRIMARY, BUT NOT ALL, HVAC EQUIPMENT IN ROOMS AND ON THE ROOF. THE DESIGN BUILD ENTITY SHALL PROVIDE COMPLETE DESIGN FOR THOSE SPACES REQUIRING HEATING, VENTILATION, EXHAUST, AND AIR CONDITIONING NOT SHOWN ON THIS DRAWING.
 - ON A PRELIMINARY BASIS, SIZE AND ROUTE DUCT AND PIPING SYSTEMS IN A MANNER THAT ALLOWS ASSESSMENT OF PLENUM SPACE FOR HVAC PIPING, DOMESTIC WATER PLUMBING PIPING, SMALL CONDUITS, AND LIGHTING.
 - IDENTIFY MOST, BUT NOT ALL, LOCATIONS RECEIVING CODE REQUIRED VENTILATION AIR AND MOST, BUT NOT ALL, ROOMS REQUIRING EXHAUST.
- ANY SIZE SHOWN IS THE RESULT OF ENGINEERING CALCULATIONS CONDUCTED ON A PRELIMINARY BASIS.
- THE DESIGN BUILD ENTITY IS THE SINGLE POINT OF RESPONSIBILITY FOR ALL DESIGN DECISIONS AND DESIGN PRODUCTS.
- REFER NARRATIVE FOR OTHER POSSIBLE SOLUTIONS AND RESPONSIBILITIES OF THE DESIGN BUILD ENTITY.



NO. DATE ISSUE			ISSUED FOR BRIDGING NOT FOR CONSTRUCTION	CIVIL / SITE: DAVID MASON + ASSOCIATES 464 N Milwaukee Avenue Chicago, IL 60654	STRUCTURAL: DAVID MASON + ASSOCIATES 464 N Milwaukee Avenue Chicago, IL 60654	ELECTRICAL: WEBB ENGINEERING SERVICES INC 1400 S 3rd Street Suite 201 St Louis, MO 63104	FOOD & LAUNDRY SERVICE: FOOD FACILITIES CONCEPTS, INC 110 Washington Avenue Suite 302 Carnegie, PA 15106	HISTORIC PRESERVATION: HP2S 213 W Institute Place Suite 502 Chicago, IL 60610	PE PROJECT No: 77550	KEY PLAN:	 <div>State of Illinois</div> <div>JB PRITZKER, GOVERNOR</div> <div>Illinois Capital Development Board</div>	SHEET TITLE: ENLARGED VENTILATION PLANS	PROJECT NO: 040-010-115	
1 1/13/2020 AMENDMENT 3			Note: Design-Build Entity shall obtain and verify all dimensions and conditions at job site and be fully responsible for the same. Bridging drawings and narratives are provided for design intent. The design-build entity is responsible for the full design of a project that adheres to all, scope requirements, codes, state and federal regulations and guidelines.	LANDSCAPE: HITCHCOCK DESIGN GROUP 22 E Chicago Avenue Suite 200A Naperville, IL 60540	HEATING, VENTILATION, PLUMBING & FIRE PROTECTION: BRIC PARTNERSHIP, LLC 100 E Washington Street Suite 220 Belleville, IL 62220	TECH, DATA, & SECURITY: SHEN MILSON & WILKE 2 N Riverside Plaza Suite 1400 Chicago, IL 60606	GEO TECH & ENVIRONMENT: GSG CONSULTANTS, INC 2942 W Vanburen Chicago, IL 60612	REMEDICATION DESIGN: TROPICAL ENVIRONMENTAL, INC 1350 Chase Street Algonquin, IL 60102	<div>PERKINS — EASTMAN</div> <div>209 S LaSalle Street, Suite 400 Chicago, IL 60604 T: +1 312 755 1200 F: +1 312 755 1155</div>			PROJECT: NEW NURSING HOME & DOMICILIARY	DATE: 12/17/19	
												ILLINOIS VETERANS' HOME QUINCY	SHEET NO.	VOLUME: VOLUME 03 OF 4
												1707 NORTH 12 STREET QUINCY, ADAMS COUNTY, ILLINOIS 62301	L-V201	

AIR DEVICE SCHEDULE								
PLAN NO.	MANUFACTURER 1	MANUFACTURER 2	MANUFACTURER 3	MODULE SIZE	MATERIAL	ACCESSORIES	FINISH	NOTES
S-1	TITUS / PAS-AA	PRICE / APDF	KRUEGER / 56400	24x24	ALU	PC	BWE	-
S-2	TITUS / PAS	PRICE / PDC	KRUEGER / 6200	24x24	STL	PC	BWE	-
S-3	TITUS / TBDI 80	PRICE / TBDI4	KRUEGER / PTBSI	48-INCH	STL	PC	-	1.2
S-4	TITUS / CT-PP3	PRICE / LBPH27C	KRUEGER / 1800	-	ALU	-	-	-
R-1	TITUS / PAR	PRICE / PDDR	KRUEGER / 6690	24x24	STL	-	BWE	3
EA	TITUS / 350FL	PRICE / 630	KRUEGER / 5580	6x6	ALU	VC	BWE	-
T-1	TITUS / CT 700	PRICE / ATGI-B	KRUEGER / 5600	12x12	STL	-	BWE	-
MATERIAL STL-STEEL ALU-ALUMINUM PL-PLASTIC SP-SPECIAL (BY NOTE)								
ACCESSORIES PC-PATTERN CONTROL VC-VOLUME CONTROL RC-REMOVABLE CORE BS-BIRD SCREEN								
FINISH PC-PRIME COAT BWE-BAKED WHITE ENAMEL SP-SPECIAL (BY NOTE)								
NOTES: 1. PROVIDE WITH T-BAR TO MATCH GRID. 2. PROVIDE PLASTER FRAME FOR CEILING. 3. PROVIDE MOUNTING HARDWARE AS REQUIRED.								

FAN COIL UNIT SCHEDULE							
PLAN NO.	MANUFACTURER 1	MANUFACTURER 2	MANUFACTURER 3	CFM	COOLING COIL (MBH)	HEATING COIL (MBH)	NOTES
FCU	TRANE / MODEL C	DAIKIN /	CARRIER /	400	10.5	6.5	1
NOTES: 1. PROVIDE WITH RETURN AND SUPPLY DUCT COLLARS, PIPING PACKAGE, AND PRESSURE INDEPENDENT CONTROL VALVE.							

DEDICATED OUTDOOR AIR UNIT (DOAS) SCHEDULE							
PLAN NO.	DOAS-C	DOAS-D	DOAS-E	DOAS-F	DOAS-G	DOAS-H	
MANUFACTURER 1	TRANE	TRANE	TRANE	TRANE	TRANE	TRANE	
MODEL NO.	-	-	-	-	-	-	
MANUFACTURER 2	DAIKIN	DAIKIN	DAIKIN	DAIKIN	DAIKIN	DAIKIN	
MODEL NO.	MPS040F	MPS040F	MPS040F	MPS040F	MPS040F	MPS040F	
MANUFACTURER 3	CARRIER	CARRIER	CARRIER	CARRIER	CARRIER	CARRIER	
MODEL NO.	-	-	-	-	-	-	
OUTSIDE AIR CFM	11,000	11,000	10,000	10,000	5,665	20,000	
EXHAUST AIR CFM	11,000	11,000	10,000	10,000	-	-	
COOLING CAPACITY NOMINAL TONS	40	40	35	35	10	30	
HEATING	HEAT SOURCE	NATURAL GAS	NATURAL GAS	NATURAL GAS	NATURAL GAS	NATURAL GAS	
	INPUT - MBh	250	250	250	-	-	
FILTERS	MERV 14	MERV 14	MERV 14	MERV 14	MERV 14	MERV 14	
NOTES	1,2,3,4	1,2,3,4	1,2,3,4	1,2,3,4	1,2,3,4	1,2,3,4	
NOTES: 1. PROVIDE WITH: VARIABLE SPEED COMPRESSOR, RELIEF FAN WITH SPACE PRESSURE CONTROL, 100% ECONOMIZER WITH AIRFLOW MONITORING AND DCV, ENERGY RECOVERY WHEEL, NON-FUSED DISCONNECT WITH POWERED CONVENIENCE OUTLET AND BACNET COMMUNICATIONS. 2. PROVIDE WITH SEISMIC CURBS. 3. ENTERING SUMMER OUTSIDE AIR TEMPERATURE 90F DB / 74F WB, ENTERING WINTER OUTSIDE AIR TEMPERATURE -4F, UNIT TO PROVIDE NEUTRAL AIR TO SPACE, @ 75F DB / 50% RH IN SUMMER AND 70 F DB IN THE WINTER. 4. PROVIDE WITH: VARIABLE SPEED COMPRESSOR, RELIEF FAN WITH SPACE PRESSURE CONTROL, 100% ECONOMIZER WITH AIRFLOW MONITORING AND DCV, NON-FUSED DISCONNECT WITH POWERED CONVENIENCE OUTLET AND BACNET COMMUNICATIONS.							

GENERAL NOTES:

- DATA FOR EQUIPMENT IS PRELIMINARY ONLY AND SHALL BE COORDINATED AND VERIFIED IN FINAL DESIGN.
- INSTALL ALL EQUIPMENT PER MANUFACTURER'S INSTRUCTIONS AND TO FACILITATE EASE OF MAINTENANCE.
- SEE NARRATIVE FOR ADDITIONAL ACOUSTICAL REQUIREMENTS FOR THE SELECTION AND INSTALLATION OF MECHANICAL EQUIPMENT.

VARIABLE VOLUME - TERMINAL UNIT						
PLAN NO.	MANUFACTURER 1	MANUFACTURER 2	MANUFACTURER 3	MAX. APD IN. WG	COIL ROWS	NOTES
AT-1AD	TRANE / VCWF	TITUS / DESV	KRUEGER / LMHS	0.3	1	
NOTES: 1.						

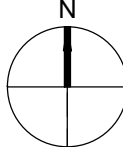

MAKEUP AIR UNIT SCHEDULE							
PLAN NO.	MANUFACTURER 1	MANUFACTURER 2	MANUFACTURER 3	EXHAUST CFM	OUTSIDE AIR CFM	COOLING CAPACITY (MBH)	HEATING CAPACITY (MBH)
LMAU-1	COOK /	GREENHECK /	AMERICAN COOLAIR /	7,280	5,095	172.0	336.3
LMAU-2	COOK /	GREENHECK /	AMERICAN COOLAIR /	7,280	5,095	172.0	336.3
LMAU-3-16	COOK /	GREENHECK /	AMERICAN COOLAIR /	1,600	1,120	37.8	73.9
NOTES: 1.							

ROOF TOP UNIT (RTU) SCHEDULE		
PLAN NO.	RTU-CD	RTU-EF
MANUFACTURER 1	DAIKIN	DAIKIN
MODEL NO.	-	-
MANUFACTURER 2	TRANE	TRANE
MODEL NO.	SLHJ	SLHJ
MANUFACTURER 3	CARRIER	CARRIER
MODEL NO.	-	-
OUTSIDE AIR CFM	13,000	13,000
EXHAUST AIR CFM	13,000	13,000
COOLING CFM	50,000	50,000
HEATING CFM	30,000	30,000
COOLING CAPACITY NOMINAL TONS	150	150
HEATING	HEAT SOURCE	NATURAL GAS
	OUTPUT - MBh	420
FILTERS	MERV 14	MERV 14
NOTES	1,2	1,2
NOTES: 1. PROVIDE WITH: VARIABLE SPEED COMPRESSOR, RELIEF FAN WITH SPACE PRESSURE CONTROL, 100% ECONOMIZER WITH AIRFLOW MONITORING AND DCV, NON-FUSED DISCONNECT WITH POWERED CONVENIENCE OUTLET AND BACNET COMMUNICATIONS. 2. PROVIDE WITH SEISMIC CURBS. 3. PROVIDE WITH VFD FOR FANS.		

AIR HANDLING UNIT (AHU) SCHEDULE		
PLAN NO.	AHU-D	AHU-E
MANUFACTURER 1	DAIKIN	DAIKIN
MODEL NO.	-	-
MANUFACTURER 2	TRANE	TRANE
MODEL NO.	UCCAM	UCCAM
MANUFACTURER 3	CARRIER	CARRIER
MODEL NO.	-	-
COOLING CFM	13,000	13,000
HEATING CFM	7,800	7,800
COOLING CAPACITY NOMINAL TONS	27	27
HEATING	HEAT SOURCE	HOT WATER
	OUTPUT - MBh	395
FILTERS	MERV 14	MERV 14
NOTES	1,2	1,2
NOTES: 1. PROVIDE NON-FUSED DISCONNECT WITH POWERED CONVENIENCE OUTLET AND BACNET COMMUNICATIONS. 2. UNIT IS A VERTICAL UNIT.		

GENERAL NOTES:

- THE INTENT OF THIS DRAWING IS TO:
 - ON A PRELIMINARY BASIS, ZONE THE BUILDING TO ATTAIN REASONABLE DUCT SIZES.
 - ON A PRELIMINARY BASIS, LOCATE PRIMARY, BUT NOT ALL, HVAC EQUIPMENT IN ROOMS AND ON THE ROOF. THE DESIGN BUILD ENTITY SHALL PROVIDE COMPLETE DESIGN FOR THOSE SPACES REQUIRING HEATING, VENTILATION, EXHAUST, AND AIR CONDITIONING NOT SHOWN ON THIS DRAWING.
 - ON A PRELIMINARY BASIS, SIZE AND ROUTE DUCT AND PIPING SYSTEMS IN A MANNER THAT ALLOWS ASSESSMENT OF PLENUM SPACE FOR HVAC PIPING, DOMESTIC WATER PLUMBING PIPING, SMALL CONDUITS, AND LIGHTING.
 - IDENTIFY MOST, BUT NOT ALL, LOCATIONS RECEIVING CODE REQUIRED VENTILATION AIR AND MOST, BUT NOT ALL, ROOMS REQUIRING EXHAUST.
- ANY SIZE SHOWN IS THE RESULT OF ENGINEERING CALCULATIONS CONDUCTED ON A PRELIMINARY BASIS.
- THE DESIGN BUILD ENTITY IS THE SINGLE POINT OF RESPONSIBILITY FOR ALL DESIGN DECISIONS AND DESIGN PRODUCTS.
- REFER NARRATIVE FOR OTHER POSSIBLE SOLUTIONS AND RESPONSIBILITIES OF THE DESIGN BUILD ENTITY.

NO. DATE ISSUE 1 1/13/2020 AMENDMENT 3	ISSUED FOR BRIDGING NOT FOR CONSTRUCTION Note: Design-Build Entity shall obtain and verify all dimensions and conditions at job site and be fully responsible for the same. Bridging drawings and narratives are provided for design intent. The design-build entity is responsible for the full design of a project that adheres to all, scope requirements, codes, state and federal regulations and guidelines	CIVIL / SITE: DAVID MASON + ASSOCIATES 464 N Milwaukee Avenue Chicago, IL 60654 LANDSCAPE: HITCHCOCK DESIGN GROUP 22 E Chicago Avenue Suite 200A Naperville, IL 60540	STRUCTURAL: DAVID MASON + ASSOCIATES 464 N Milwaukee Avenue Chicago, IL 60654 HEATING, VENTILATION, PLUMBING & FIRE PROTECTION: BRIC PARTNERSHIP, LLC 100 E Washington Street Suite 220 Belleville, IL 62220	ELECTRICAL: WEBB ENGINEERING SERVICES INC 1400 S 3rd Street Suite 201 St Louis, MO 63104 TECH, DATA, & SECURITY: SHEN MILSOM & WILKE 2 N Riverside Plaza Suite 1460 Chicago, IL 60606	FOOD & LAUNDRY SERVICE: FOOD FACILITIES CONCEPTS, INC 110 Washington Avenue Suite 302 Carnegie, PA 15106 GEO TECH & ENVIRONMENT: GSG CONSULTANTS, INC 2942 W VanBuren Chicago, IL 60612	HISTORIC PRESERVATION: HP2S 213 W Institute Place Suite 502 Chicago, IL 60610 REMEDITATION DESIGN: TROPICAL ENVIRONMENTAL, INC 1390 Chase Street Algonquin, IL 60102	PE PROJECT No: 77550 PERKINS — EASTMAN 209 S LaSalle Street, Suite 400 Chicago, IL 60604 T: +1 312 755 1200 F: +1 312 755 1155	KEY PLAN: 	 State of Illinois JB PRITZKER, GOVERNOR Illinois Capital Development Board	SHEET TITLE: VENTILATION SCHEDULES PROJECT: NEW NURSING HOME & DOMICILIARY ILLINOIS VETERANS' HOME QUINCY 1707 NORTH 12 STREET QUINCY, ADAMS COUNTY, ILLINOIS 62301	PROJECT NO. 040-010-115 DATE: 11/11/19 SHEET NO. L-V300 VOLUME: VOLUME 03 OF 4
---	--	---	--	--	---	--	---	--	---	---	--

SEQUENCE OF OPERATIONS

ROOM NAMES	OCCUPANCY SENSOR - VACANCY MODE									
	OCCUPANCY SENSOR - OCCUPANCY MODE	VAV/TUECU INTEGRATION	OCCUPANCY SENSOR TIME OUT PERIOD	MOTION SENSOR	SWITCH - ON/OFF RAISE LOWER CCT	SWITCH - ON/OFF OCCUPANCY SENSOR	SWITCH - ON/OFF RAISE LOWER	PHOTOCELL DIMMING	NETWORK	50% RECEPTACLE CONTROL BY OS
OFFICES/CLASSROOM	X	X	10				X	X	X	X
DINNING	X	X						X	X	
CORRIDORS			20	X		X	X	X	X	
RESTROOMS	X		10		X			X		
KITCHEN	X	X	10			X		X	X	
MECH/ELEC/STRG	X		20			X			X	
PATIENT ROOM							X	X		
PATIENT BATHRM	X		10			X			X	
CHAPEL/THEATRE	X	X					X	X	X	
NURSE AREA	X	X	10			X		X		
PUB/CAFE	X	X	10			X	X	X		
BARBER	X	X	10			X	X	X		
LIVING ROOM/DEN	X	X	10			X	X	X		
SPA/THERAPY AREA	X	X	10	X				X	X	

DBE TO PROVIDE COMPATIBLE LED FIXTURES, SENSORS, SWITCHES AS PER THE CONTROLS SPECIFIED IN SCHEDULE IN EACH AREA.
EXAMPLE - SPA SHALL HAVE TUNABLE FIXTURES. CORRIDORS SHALL HAVE SWITCHES INSTALLED AT ENDS AND MOTION SENSORS TO COVER WHOLE AREA.

ELECTRICAL SYMBOLS & ABBREVIATIONS

ALL ABBREVIATIONS AND/OR SYMBOLS MAY NOT APPEAR IN THIS PROJECT.

WIRING DEVICES		MOTORIZED EQUIPMENT. SEE MECHANICAL PLANS FOR MORE INFORMATION. EQUIPMENT DESIGNATION TAG	
	DUPLEX RECEPTACLE - 120V GROUNDING TYPE - +18" AFF UNO		
	EMERGENCY DUPLEX RECEPTACLE - 120V GROUNDING TYPE.		
	DOUBLE DUPLEX RECEPTACLE - 120V GROUNDING TYPE - +18" AFF UNO		
	GFCI DUPLEX RECEPTACLE - 120V GROUNDING TYPE - +48" AFF UNO		
	ABOVE COUNTER DOUBLE DUPLEX RECEPTACLE - 120V GROUNDING TYPE - +42" AFF UNO		
	SPECIAL RECEPTACLES (SEE PLAN)		
	JUNCTION BOXES		
	OCCUPANCY SENSOR (CEILING MTD)		
	OCCUPANCY SENSOR -----		
	EXTENDED RANGE OCCUPANCY SENSOR (CEILING MTD)		
	PHOTOCELL		
	SWITCH - SINGLE POLE TOGGLE, +48" AFF UNO		
	LV 3: 3 WAY, 4: 4 WAY, D: DIMMER, LV: LOW VOLTAGE		
LIGHT FIXTURES (SEE FIXTURE SCHEDULE FOR EXACT TYPES)			
	LIGHT FIXTURE NOMENCLATURE (TYPICAL FOR ALL)		
	CAPITOL LETTER INDICATES FIXTURE TYPE		
	NUMBER INDICATES BRACH CIRCUIT NUMBER		
	LOWER CASE LETTER INDICATES SWITCHLEG		
	DOWN LIGHT		
	2 x 4 LAY-IN LIGHT FIXTURE (L SHOWS THE LABEL, REFER LIGHTING SCHEDULE)		
	2 x 4 LAY-IN LIGHT FIXTURE WITH EMERGENCY BALLAST (L SHOWS THE LABEL, REFER LIGHTING SCHEDULE)		
	POLE MOUNTED LIGHTING FIXTURE		
	WALL MOUNTED LIGHTING FIXTURE		
	ILLUMINATED BOLLARD		
	SINGLE-FACE EXIT SIGN		
	EXIT SIGN WITH DIRECTIONAL ARROWS (CHEVRONS) AS SHOWN ON PLAN		
	COMBINATION EXIT SIGN / EMERGENCY LIGHTING FIXTURE		
	EMERGENCY LIGHTING FIXTURE		
POWER EQUIPMENT		ELECTRICAL PANEL NAME TAG	
	PANELBOARD		ELECTRICAL SWITCHBOARD SECTION
	DISCONNECT SWITCH		
	FUSED (INDICATED WITH AN "F") OR NON-FUSED (BLANK) THIS EXAMPLE INDICATES A 30 AMP SWITCH, 20 AMP FUSE, SINGLE POLE (EXAMPLE FOR CLARITY ONLY. SEE PLANS FOR EXACT SIZE AND TYPE SPECIFIED)		
	COMBINATION MOTOR STARTER/DISCONNECT SWITCH		
FOR EXAMPLE RP-1201- RP-RECEPTACLE PANEL, LP-LIGHTING, EQ-EQUIPMENT, LS-LIFE SAFETY, PP-POWER FIRST DIGIT: 1 FOR 200V, 2 FOR 480V SECOND DIGIT: 0 FOR BASEMENT, 1 FOR FIRST FLOOR, 2 FOR SECOND FLOOR THIRD DIGIT: AREA A, B, C, D FOURTH DIGIT: NUMBER OF PANEL			
SEE GENERAL NOTES FOR DIRECTION ON CONDUIT & WIRING.			
HOME RUN CONDUIT SHORT STROKES INDICATE PHASE OR SWITCHED WIRES, LONG STROKES INDICATE NEUTRAL, LONG STROKES WITH DOT INDICATE GROUND CONDUCTORS, WIRE SIZE IS INDICATED IF LARGER THAN #12 AWG			
CONDUIT CONCEALED IN NEW CONSTRUCTION			
CONDUIT RUN IN FLOOR OR UNDERGROUND			
CONDUIT STUBBED UP			
CONDUIT STUBBED DOWN			
ABBREVIATIONS (ALL ABBREVIATIONS MAY NOT APPEAR IN THIS PROJECT)		ELECTRICAL PANEL NAME TAG	
AF - AMP FUSE	FA - FIRE ALARM	PNL - PANELBOARD	
A.F.F. - ABOVE FINISHED FLOOR	FACP - FIRE ALARM CONTROL PANEL	PROV - PROVIDE, TO MEAN FURNISH & INSTALL	
A.H.J. - AUTHORITY HAVING JURISDICTION	FAPA - FIRE ALARM REMOTE ANNUNCIATOR	PVC - POLYVINYL CHLORIDE CONDUIT	
ALT - ALTERNATE	FS - FUSIBLE SWITCH	SMR - SURFACE MOUNTED RACEWAY	
APT - APARTMENT	GC - GENERAL CONTRACTOR	RECD - REQUIRED	
ARCH - ARCHITECTURAL	GF - GROUND FAULT	T - TELEPHONE	
B.O.F. - BOTTOM OF FIXTURE	GFI - GROUND FAULT CIRCUIT INTERRUPTER	TBR - TO BE REMOVED	
CB - CIRCUIT BREAKER	G - GROUND	TYP - TYPICAL	
DWG - DRAWING	GRS - GALVANIZED RIGID STEEL	UNO - UNLESS NOTED OTHERWISE	
E.C. - ELECTRICAL CONTRACTOR	MDP - MAIN DISTRIBUTION PANEL	VFD - VARIABLE FREQUENCY DRIVE	
ELEC - ELECTRIC OR ELECTRICAL	MEZ - MEZZANINE	XFMR - TRANSFORMER	
ELEV - ELEVATOR	MH - MOUNTING HEIGHT	WP - WEATHERPROOF	
EM - EMERGENCY	MIN - MINIMUM	DBE - DESIGN BUILD ENTITY	
EMT - ELECTRICAL METALLIC TUBING	MSW - MAIN SWITCH		
ETR - EXISTING TO BE RELOCATED	MTR - METER		
	NEC - NATIONAL ELECTRIC CODE		
	ETR - EXISTING TO REMAIN		
	NFS - NON-FUSED SWITCH		

SHEET LIST

Sheet Number	Sheet Name
L-E000	GENERAL NOTES, SYMBOLS AND ABBREVIATIONS
L-E100C	BASEMENT FLOOR POWER PLAN - AREA C
L-E100D	BASEMENT FLOOR POWER PLAN - AREA D
L-E100E	BASEMENT FLOOR POWER PLAN - AREA E
L-E101A	FIRST FLOOR POWER PLAN - AREA A
L-E101B	FIRST FLOOR POWER PLAN - AREA B
L-E101C	FIRST FLOOR POWER PLAN - AREA C
L-E101D	FIRST FLOOR POWER PLAN - AREA D
L-E101E	FIRST FLOOR POWER PLAN - AREA E
L-E102A	SECOND FLOOR POWER PLAN - AREA A
L-E102B	SECOND FLOOR POWER PLAN - AREA B
L-E102C	SECOND FLOOR POWER PLAN - AREA C
L-E102D	SECOND FLOOR POWER PLAN - AREA D
L-E102E	SECOND FLOOR POWER PLAN - AREA E
L-E103A	THIRD FLOOR POWER PLAN - AREA A
L-E103B	THIRD FLOOR POWER PLAN - AREA B
L-E103C	THIRD FLOOR POWER PLAN - AREA C
L-E103D	THIRD FLOOR POWER PLAN - AREA D
L-E103E	THIRD FLOOR POWER PLAN - AREA E
L-E104A	FOURTH FLOOR POWER PLAN - AREA A
L-E104B	FOURTH FLOOR POWER PLAN - AREA B
L-E104C	FOURTH FLOOR POWER PLAN - AREA C
L-E104D	FOURTH FLOOR POWER PLAN - AREA D
L-E104E	FOURTH FLOOR POWER PLAN - AREA E
L-E105A	ROOF POWER PLAN - AREA A
L-E105B	ROOF POWER PLAN - AREA B
L-E105C	ROOF POWER PLAN - AREA C
L-E200C	BASEMENT FLOOR LIGHTING PLAN - AREA C
L-E200D	BASEMENT FLOOR LIGHTING PLAN - AREA D
L-E200E	BASEMENT FLOOR LIGHTING PLAN - AREA E
L-E201A	FIRST FLOOR LIGHTING PLAN - AREA A
L-E201B	FIRST FLOOR LIGHTING PLAN - AREA B
L-E201C	FIRST FLOOR LIGHTING PLAN - AREA C
L-E201D	FIRST FLOOR LIGHTING PLAN - AREA D
L-E201E	FIRST FLOOR LIGHTING PLAN - AREA E
L-E202A	SECOND FLOOR LIGHTING PLAN - AREA A
L-E202B	SECOND FLOOR LIGHTING PLAN - AREA B
L-E202C	SECOND FLOOR LIGHTING PLAN - AREA C
L-E202D	SECOND FLOOR LIGHTING PLAN - AREA D

SHEET LIST

Sheet Number	Sheet Name
L-E202E	SECOND FLOOR LIGHTING PLAN - AREA E
L-E203A	THIRD FLOOR LIGHTING PLAN - AREA A
L-E203B	THIRD FLOOR LIGHTING PLAN - AREA B
L-E203C	THIRD FLOOR LIGHTING PLAN - AREA C
L-E203D	THIRD FLOOR LIGHTING PLAN - AREA D
L-E203E	THIRD FLOOR LIGHTING PLAN - AREA E
L-E204A	FOURTH FLOOR LIGHTING PLAN - AREA A
L-E204B	FOURTH FLOOR LIGHTING PLAN - AREA B
L-E204C	FOURTH FLOOR LIGHTING PLAN - AREA C
L-E300C	BASEMENT FLOOR FIRE ALARM PLAN - AREA C
L-E300D	BASEMENT FLOOR FIRE ALARM PLAN - AREA D
L-E300E	BASEMENT FLOOR FIRE ALARM PLAN - AREA E
L-E301A	FIRST FLOOR FIRE ALARM PLAN - AREA A
L-E301B	FIRST FLOOR FIRE ALARM PLAN - AREA B
L-E301C	FIRST FLOOR FIRE ALARM PLAN - AREA C
L-E301D	FIRST FLOOR FIRE ALARM PLAN - AREA D
L-E301E	FIRST FLOOR FIRE ALARM PLAN - AREA E
L-E302A	SECOND FLOOR FIRE ALARM PLAN - AREA A
L-E302B	SECOND FLOOR FIRE ALARM PLAN - AREA B
L-E302C	SECOND FLOOR FIRE ALARM PLAN - AREA C
L-E302D	SECOND FLOOR FIRE ALARM PLAN - AREA D
L-E302E	SECOND FLOOR FIRE ALARM PLAN - AREA E
L-E303A	THIRD FLOOR FIRE ALARM PLAN - AREA A
L-E303B	THIRD FLOOR FIRE ALARM PLAN - AREA B
L-E303C	THIRD FLOOR FIRE ALARM PLAN - AREA C
L-E303D	THIRD FLOOR FIRE ALARM PLAN - AREA D
L-E303E	THIRD FLOOR FIRE ALARM PLAN - AREA E
L-E304A	FOURTH FLOOR FIRE ALARM PLAN - AREA A
L-E304B	FOURTH FLOOR FIRE ALARM PLAN - AREA B
L-E304C	FOURTH FLOOR FIRE ALARM PLAN - AREA C
L-E401	TYPICAL POWER AND LIGHTING
L-E501	ELECTRICAL SCHEDULES
L-E502	ELECTRICAL SCHEDULES
L-E503	ELECTRICAL SCHEDULES
L-E601	SINGLE LINE DIAGRAM
L-E602	SINGLE LINE DIAGRAM
L-E701	SOLAR ANALYSIS

GENERAL NOTES

(ALL SHEETS)

- ALL WORK SHALL COMPLY WITH THE 2018 IBC BUILDING CODE, 2011 NATIONAL ELECTRICAL CODE, 2011 NFPA 780, NFPA 72, GUIDELINES OF THE DEPARTMENT OF JUSTICE AMERICANS WITH DISABILITIES ACT (ADA), NFPA 101 LIFE SAFETY CODE AND RULES AND LOCAL AND STATE SEISMIC CODES AND REGULATIONS.
- MINIMUM WIRE SIZE SHALL BE #12 AWG COPPER UNO. CONDUIT SHALL BE 3/4" MINIMUM EMT IN DRY AREAS, GRS IN DAMP OR WET AREAS AND PVC UNDERGROUND OR ON ROOF UNLESS OTHERWISE NOTED. IN PUBLIC AREAS, ALL WIRING TO BE CONCEALED WHEREVER POSSIBLE WITHIN WALLS AND ABOVE CEILINGS. WHERE CONDUIT IS IMPOSSIBLE TO CONCEAL, DBE TO PROVIDE WIRING IN CONDUIT, OR LOW PROFILE METAL SURFACE MOUNTED RACEWAY FOR 12 OR 24 VOLT APPLICATIONS, AND PAINT TO MATCH SURROUNDING SURFACES. COORDINATE COLOR WITH ARCHITECT. USE OF FLEXIBLE CABLE IS PERMITTED FROM JUNCTION BOX TO DEVICE OR MOTOR IN ACCESSIBLE AREAS IN ACCORDANCE WITH STATE AND LOCAL CODES AND ORDINANCES. DBE TO PROVIDE THAT A GREEN GROUND WIRE IS DBE TO PROVIDE AND LENGTH OF FLEXIBLE CABLE DO NOT EXCEED 25'-0". USE OF MC AND AC CABLE SHOULD BE LIMITED TO FIXTURE WHIPS IN ACCESSIBLE CEILINGS ONLY.
- DBE TO PROVIDE SEPARATE, INSULATED GROUNDING CONDUCTORS WITH PHASE CONDUCTORS FROM THE ELECTRICAL SOURCE. DO NOT UTILIZE THE CONDUIT AS THE GROUNDING CONDUCTOR.
- ELECTRICAL CONTRACTOR SHALL DBE TO PROVIDE PHENOLIC LABELS ATTACHED BY THREADED FASTENER WHERE POSSIBLE FOR EQUIPMENT, SWITCHES, MOTOR STARTERS AND PANELBOARDS PER DRAWINGS AND SPECIFICATIONS. DBE TO PROVIDE TYPEWRITTEN PANELBOARD DIRECTORIES WITH COMPLETE BRANCH CIRCUIT DESCRIPTIONS. THE INSTALLING CONTRACTOR'S COMPANY NAME AND DATE OF INSTALLATION SHALL BE PLACED AT THE TOP OF PANELBOARD DIRECTORY.
- COORDINATE WITH THE MECHANICAL CONTRACTOR EXACT REQUIREMENTS ON ALL WORK CONCERNING THE HVAC INSTALLATION. DBE TO PROVIDE NEW POWER CIRCUITS AND CONNECTIONS TO HVAC EQUIPMENT AS WELL AS SMOKE DETECTORS IN RETURN DUCT OF EACH ROOF TOP UNIT AND INTERLOCKS, RELAYS AND CONNECTIONS TO SHUT DOWN EACH UNIT IN THE EVENT OF A SMOKE DETECTION AS REQUIRED TO DBE TO PROVIDE A COMPLETE, FUNCTIONAL AND CODE COMPLIANT SYSTEM.
- NO CIRCUIT BREAKER DBE TO PROVIDED OR UTILIZED IN THIS PROJECT IS TO BE LOADED BEYOND 80% AMPACITY UNLESS CIRCUIT BREAKER IS STATED TO BE 100% RATED.
- PLACEMENT OF ELECTRICAL DEVICES SHOWN ON DRAWINGS ARE DIAGRAMMATIC ONLY. COORDINATE EXACT PLACEMENT AND MOUNTING HEIGHT WITH ARCHITECT AND/OR EQUIPMENT DBE TO PROVIDERS PRIOR TO ROUGH IN. ALSO SEE MANUFACTURERS INSTRUCTIONS AND ARCHITECTURAL DRAWINGS FOR EXACT PLACEMENT AND REQUIREMENTS.
- DBE TO PROVIDE NEUTRAL CONDUCTORS FOR ALL CIRCUITS AS DESCRIBED IN NEC 2011 ARTICLE 210.4 (B).
- NEW PANELBOARDS ARE TO BE DBE TO PROVIDED FULLY POPULATED WITH NEW CIRCUIT BREAKERS PER PANEL SCHEDULES.
- THE CONTRACTOR IS RESPONSIBLE FOR NOTIFYING THE ARCHITECT OF ANY DISCREPANCIES THAT ARISE DURING CONSTRUCTION.
- THE CONTRACTOR IS RESPONSIBLE FOR PROVISION OF A COMPLETE POWER AND LIGHTING DISTRIBUTION SYSTEM INCLUDING ALL REQUIRED MATERIALS, ASSEMBLY AND/OR INSTALLATION OF OWNER DBE TO PROVIDED EQUIPMENT, CONNECTIONS AND COORDINATION WITH OTHER TRADES AND LOCAL POWER AND COMMUNICATIONS DBE TO PROVIDERS FOR A COMPLETE, FUNCTIONING AND CODE COMPLIANT FACILITY.
- THE TERM DBE TO PROVIDE DENOTES FURNISH AND INSTALL. DBE SHALL PROVIDE ALL LABOR, MATERIAL, TOOLS, EQUIPMENTS AND SERVICE FOR COMPLETE WORKING SYSTEM.
- COORDINATE WITH IT/SECURITY CONSULTANT/ARCHITECT FOR DOORS REQUIREMENT REGARDING ADA, ACCESS, DOOR HOLDER WANDER MANAGEMENT. DBE TO PROVIDE ALL NECESSARY REQUIREMENTS OF WIRING, PUSH BUTTONS, CONDUITS, CONNECTIONS TO POWER AND FIRE ALARM SYSTEM FOR A COMPLETE AND CODE COMPLIANT SYSTEM.
- IN AREAS SIMILAR TO OFFICES, LIGHTING, POWER TO 50% RECEPTACLE AND HVAC WILL BE CONTROLLED BY OCCUPANCY SENSOR. RECEPTACLE CONTROLLED BY OS SHALL BE MARKED. OCCUPANCY SENSOR SHALL HAVE NECESSARY PINS TO INTEGRATE THE CONTROLS. ALL OCCUPANCY/VACANCY SENSORS SHALL BE DBE TO PROVIDED WITH INTEGRATED RELAYS TO SUPPORT TEMPERATURE, LIGHTING AND RECEPTACLE CONTROLS.
- OWNER HAS FIRST RIGHT TO EQUIPMENTS REMOVED. ANY ITEM NOT RETAINED BY THE OWNER BECOMES THE PROPERTY OF CONTRACTOR FOR DISPOSABLE. ITEM SHALL BE DISPOSED AS PER LOCAL CODES AND OWNER.
- DBE TO PROVIDE TASK ILLUMINATION, AND RECEPTACLE AND POWER TO ALL NECESSARY ACCESSORIES FOR GENERATOR LOCATIONS AS PER NFPA 110&70. COORDINATE WITH OWNER FOR GENERATOR LOCATION.
- DBE TO PROVIDE TYPICAL MOCK UP DESIGN FOR PATIENT ROOM IN LTC FOR LIGHTING, POWER AND FIRE ALARM/SYSTEMS. TAKE APPROVAL FROM OWNER FOR THE DESIGN.
- DBE TO PROVIDE ALL THE REQUIREMENTS OF POWER, LIGHTING, OTHER DEVICES AND CONDUITS FOR THE EMERGENCY PREPAREDNESS AND DISASTER MANAGEMENT PLAN IN COORDINATION WITH MECHANICAL CONSULTANT.
- DBE TO PROVIDE LIGHTNING PROTECTION ON ROOF. INSTALLATION SHALL BE AS PER NFPA 780 AND UL 968/96A.
- DBE TO COORDINATE WITH COMMISSIONING AGENT FOR THE LEED BASED COMMISSIONINGS OF ELECTRICAL ITEMS.

GENERAL NOTES

(LIGHTING SHEETS ONLY)

- DBE TO PROVIDE EXIT AND COMBINATION EXIT/EMERGENCY LIGHTING FIXTURES WIRED UNSWITCHED, AHEAD OF LOCAL AREA LIGHTING SWITCHES.
- DBE TO PROVIDE PROTECTED INDUSTRIAL DUST RPOOF LIGHTING FIXTURE IN PIT AND TOP OF ELEVATOR SHAFT WITH WATER PROOF LIGHTING SWITCH.
- COORDINATE THE LOCATION OF LIGHTING AND CONTROL DEVICES AGAINST THE FURNITURE AND CEILING PLANS.
- DBE TO PROVIDE ADEQUATE AMBIENT AND TASK LIGHTING ACROSS THE BUILDING AS PER RECOMMENDATION OF ANSI/IES RP-28-16 REVISED LIGHTING AND THE VISUAL ENVIRONMENT FOR SENIORS AND THE LOW VISION POPULATION. DBE TO PROVIDE LIGHTING FOR THE PATHWAYS FROM EXIT TO NEAREST PARKING FOR EVERY EXIT DOORS. SUCH LIGHTING SHALL BE PROVIDED WITH EMERGENCY POWER.
- DBE TO PROVIDE NETWORK LIGHTING SYSTEM THROUGHOUT THE BUILDING. PATIENT ROOM COLOR TEMPERATURE WILL BE CONTROLLED AS PER SCHEDULE RECOMMENDED IN NARRATIVE AND SHALL BE CONTROLLED FROM NURSE STATION AND AS PER TIMING OF THE DAY. ALSO PROVIDE ADDITIONAL CORRIDOR CONTROLS AT NURSING STATIONS.
- DBE TO PROVIDE SITE LIGHTING PANEL WITH CONTROLS AND POWER REQUIREMENTS AT LEAST ON TWO LOCATION OF BUILDING.
- DBE TO PROVIDE ADEQUATE TASK LIGHTING, EMERGENCY LIGHTING/ ILLUMINATION OF MEANS OF EGRESS IN PATIENT ROOMS, ELEC/MECH ROOM, RECREATION, CHAPEL, DINING AND CORRIDORS AS PER 2012 LIFE SAFETY CODE AND 2012 NEC USING EMERGENCY POWER. USE INTEGRAL POWER PACK WITH FIXTURE WHERE EMERGENCY CKT NOT ECONOMICAL.
- DBE TO INSTALL SWITCHES IN SAME FACE PLATE IN LOCATIONS WHERE MORE THAN ONE SWITCHES ARE SHOWN.
- PENDANT/SUSPENDED FIXTURES SHALL BE SUPPORTED BY STRUCTURE ABOVE CEILING. CEILING SHALL BE USED ONLY WHERE APPROVED BY MANUFACTURER OR OWNER. INSTALL EARTHQUAKE CLIPS FOR LAY IN CEILING FIXTURES.
- DBE TO PROVIDE VAPOR TIGHT LED FIXTURES IN TUNNEL AND UTILITY CORRIDORS JOINING NELSON, MULTI THERAPY AND FIFER, COORDINATE WITH ARCHITECT DWGS FOR LOCATION.
- SEE SHEET L-TYPICAL PATIENT ROOM LIGHTING LAYOUT FOR THE DESIGN OF LIGHTING.
- DBE TO PRODE WALL WASHER LED FIXTURES FOR THE ART WORK. COORDINATE WITH ARCHITECT DRAWINGS FOR THE LOCATION AND REQUIREMENTS.
- PROVIDE SWITCHES CONTROLS AND SENSORS IN ALL THE AREAS AS PER LIGHTING CONTROL SCHEDULES.

GENERAL NOTES

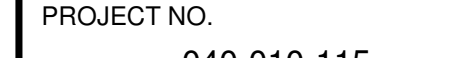
(POWER SHEETS ONLY)

- FINAL LOCATION OF ELECTRICAL RECEPTACLE, DEVICES AND ROUGH IN SHALL BE CONFIRM WITH OWNER, AND COORDINATED WITH FURNITURE PLANS.
- DBE TO PROVIDE GFCI NEAR THE SINKS AND WATER SOURCES AS PER NEC. DBE TO PROVIDE GFCI/WP RECEPTACLES WHERE INSTALL IN THE OUTSIDE AREAS AND ROOF.
- DBE TO PROVIDE GENERATOR REMOTE SHUTOFF AS PER NFPA 110. COORDINATE WITH OWNER FOR THE LOCATION OF BUTTON. DBE TO PROVIDE CONTROL FUNCTIONS AS PER NFPA 110 5.6.5. ANNUNCIATOR SHALL BE AT 24HR MONITOR SPOT AS PER IDPH REQUIREMENT.
- DBE TO PROVIDE NON GFCI RECEPTACLE FOR SUMP PUMP AND GFCI OUTLET AT 48" ABOVE PIT FLOOR. DBE TO PROVIDE GFCI RECEPTACLE THE TOP OF ELEVATOR SHAFT.
- DBE TO PROVIDE SINGLE POINT CONNECTION TO ALL RTVS, CHILLER AND AHUs. COORDINATE WITH BMS AND MECHANICAL CONSULTANT FOR OTHER CONDUIT AND POWER REQUIREMENTS.
- DBE TO PROVIDE TELECOMMUNICATION MAIN GROUNDING BAR IN EACH IT ROOM. DBE TO PROVIDE CONNECTION AS PER NEC CODE AND IT CONSULTANT REQUIREMENT. SEE IT CONSULTANT DRAWING FOR SPECIFIC REQUIREMENT.
- COORDINATE WITH SECURITY, AV, NURSE CALL AND IT DEVICES REQUIREMENTS FOR ROUGH IN. DBE TO PROVIDE WEATHER PROOF CONDUIT/BOXES FOR EXTERIOR DEVICES.
- DBE TO PROVIDE 100 AMP, 3 PHASE, 30 POLE ELECTRICAL PANEL IN EACH IT ROOM.PANEL TO BE ON EMERGENCY POWER.
- DBE TO PROVIDE THE CABLE TRAYS AS PER THE IT/SECURITY/AV PLANS. COORDINATE WITH IT/SECURITY/AV PLANS FOR OTHER REQUIREMENTS.
- DBE TO PROVIDE ATLEAST TWO PERCENT OF TOTAL CAR PARKING STUB UP AND CHARGING STATION FOR THE ELECTRICAL VEHICLE. CHARGING. COORDINATE THE LOCATION AND NUMBER WITH OWNER AND ARCHITECT DRAWINGS
- COORDINATE WITH ACCESS CONTROL, FIRE ALARM, SURVILLANCE, IT FOR POWER REQUIREMENTS.
- DBE TO PROVIDE SHUNT TRIP FOR KITCHEN EQUIPMENTS AND RESIDENTIAL ELECTRICAL OVEN. DBE TO PROVIDE TIMER TO SHUTOFF THE RESIDENTIAL OVEN. COORDINATE WITH OWNER AND KITCHEN CONSULTANT.
- DBE TO PROVIDE ADVANCE METERING FOR THE LOADS EXCEEDING TEN PERCENT OF TOTAL ELECTRICAL LOADS. DBE TO PROVIDE INTERFACE WITH BAS.
- COORDINATE WITH MECHANICAL FOR THEIR BAS REQUIREMENT FOR POWER AND CONDUITS.
- COORDINATE WITH KITCHEN AND LAUNDRY CONSULTANT DRAWING FOR THEIR POWER REQUIREMENTS. DBE TO COORDINATE WITH KITCHEN CONSULTANT FOR POWER AND RECEPTACLE REQUIREMENTS IN KITCHEN BASEMENT AND KITCHEN NEIGHBOURHOOD.
- DBE TO PROVIDE ELEVATOR DISCONNECT, LIGHT DISCONNECT, SWITCHES AND GFCI, LIGHT AND RECEPTACLE FOR SUMP PUMP FOR THE ELEVATOR IN THE CONNECTION BETWEEN LTC AND FIFER.
- DBE TO PROVIDE EQUIPOTENTIAL GROUNDING IN PATIENT CARE AREAS AS PER NED 250 AND NEC 517. ALL CONDUCTIVE ELECTRIC OR NON ELECTRIC EQUIPMENTS/SURFACES, DEVICES SHALL BE BONDED. PROVIDE EQUIPMENT GROUND BUS IN EACH PATIENT HEADWALL.
- COORDINATE WITH MECHANICAL DRAWINGS FOR FINAL LOCATION OF PUMPS AND MOTOR, PROIDE NECESSARY CONNECTIONS, CONDUCTORS AND CONDUIT TO THE PUMP/MOTOR VFDS. EMERGENCY POWER WILL BE NEEDED FOR VACUUM AND MEDICAL COMPRESSOR. MADEGAL GAS DETECTION SYSTEM ALSO NEED EMERGENCY POWER.
- DBE TO PROVIDE NECESSARY WIRING, CONDUITS AND CONNECTIOS FOR THE FLUSH VALVES, WATER CLOSET, URINALS, FAUCETS AND LAVATORIES. COORDINATE WITH MECHANICAL DWGS FOR REQUIREMENT AND LOCATIONS.
- DBE TO COORDINATE WITH DATA/IT DRAWINGS FOR FLOOR BOXES LOCATIONS AND REQUIREMENT. PROVIDE RECEPTACLE, CONDUCTOR, CONDUIT FOR COMPLETE SYSTEM.
- DBE TO COORDINATE WITH ARCHITECTURE DRAWINGS FOR FLUSHED FURNITURE FEEDS FOR POWER AND DATA REQUIREMENTS. PROVIDE RECEPTACLES, CONDUCTORS AND CONDUIT FOR COMPLETE SYSTEM.
- DBE TO PROVIDE POWER TO FCU/FTU IN EACH ROOM UTILIZING 277/480V PANEL LOCATED ON EACH FLOOR. EQUIPMENTS NEEDS TO TIED UP WITH OCCUPANCY SENSORS WHERE REQUIRED.
- DBE TO PROVIDE FIRE PUMP DISCONNECT/CONTROLS/INSTALLATION AS PER NEC 695. PROVIDE EMERGENCY POWER.
- DBE TO COORDINATE WITH USING AGENCY FOR THE FINAL LOCATION OF VENDING MACHINES. PROVIDE POWER AND DATA AS PER MANUFACTURER RECOMMENDATIONS. PROVIDE FOR A MINIMUM OF THREE LOCATIONS ON EACH FLOOR.

GENERAL NOTES

(FIRE ALARM SHEETS ONLY)

- ALL WORK SHALL COMPLY WITH LATEST LOCALLY ADOPTED VERSIONS OF THE IBC BUILDING CODE, NATIONAL ELECTRICAL CODE, NFPA 72, GUIDELINES OF THE DEPARTMENT OF JUSTICE AMERICANS WITH DISABILITIES ACT (ADA), NFPA 101, THE LIFE SAFETY CODE, LATEST LOCALLY ADOPTED STATE AND FEDERAL CODES AND ORDINANCES AND THE AUTHORITY HAVING JURISDICTION PER SHEET E001 GENERAL NOTES AND SPECIFICATIONS.
- DBE TO PROVIDE AUDIO/VISUAL SPEAKER TYPE NOTIFICATION DEVICES, FIRE ALARM CONTROL PANEL AND REMOTE FIRE ALARM ANNUNCIATOR PANELS WITH BATTERIES AND MICROPHONES, DIGITAL COMMUNICATOR PROGRAMING AND CONNECTION TO EXISTING FIBER CABLE CAMPUS LOOP. CEILING AND DUCT MOUNTED SMOKE AND COMBINATION DETECTORS, DOOR HOLDERS AND OPERATORS, RELAY AND MONITORING MODULES, POWER AND SIGNALING CIRCUITS, POWER SUPPLIES, CABLING, AIR HANDLER UNIT RELAYS AND INTERLOCKS TO DE-ENERGIZE IN DETECTION. EVENT PER MECHANICAL PLANS, ELECTRICAL AND FIRE ALARM LEGENDS AND SPECIFICATIONS, SECTION 283100.
- COORDINATE WITH EXISTING FIRE ALARM SYSTEM DBE TO PROVIDER AND DBE TO PROVIDE ALL REQUIRED CONDUITS, CABLES,MATERIALS TO MATCH EXISTING AND CONNECTIONS IN ORDER TO EXTEND EXISTING FIRE ALARM SYSTEM COVERAGE TO NEW AREAS TO FUNCTION AS ONE SYSTEM. BECOME FAMILAR WITH THE FIRE ALARM, ARCHITECTURAL AND ELECTRICAL PLANS AND THE EXISTING SYSTEM AND TO COORDINATE WITH THE A.H.J. AND CAMPUS AND DBE TO PROVIDE ALL REQUIRED PERMITTING, SUBMITTALS, MATERIALS AND LABOR FOR THE PROJECT. THE SIMPLEX PRODUCTS WHICH ARE DBE TO PROVIDED BY THE LOCAL JOHNSON CONTROLS OFFICE ARE PART OF AN EXISTING INTEGRATED FIRE ALARM SYSTEM NETWORK ON THE L.V. VETERANS HOME CAMPUS. THE PRODUCTS CONNECT OVER A PROPRIETARY COMMUNICATIONS NETWORK AND MUST BE UL 864 LISTED AS A "LIFE SAFETY APPLIANCE" AND MUST BE UL LISTED AS "APPROVED TO CONNECT TO" THE SIMPLEX SYSTEM IN ORDER TO BE ATTACHED TO THIS SYSTEM.
- DBE TO PROVIDE ALL REQUIRED ELECTRICAL EQUIPMENT, ELECTRICALLY DRIVEN OR OPERATED MECHANICAL EQUIPMENT SUCH AS SMOKE OR FIRE/SMOKE DAMPERS IF APPLICABLE AND ALL ELECTRICAL-RELATED EQUIPMENT WHICH MAY BE FURNISHED BY VARIOUS EQUIPMENT SUPPLIERS SUCH AS DOOR OPERATORS, SMOKE EVACUATION FANS, GAS MONITORING AND SHUT OFF CONTROLS, ETC. FOR A COMPLETE, FUNCTIONING AND CODE COMPLIANT SYSTEM.
- COORDINATE IN ADVANCE IN WRITING WITH CAMPUS AND EMPLOY FIRE WATCH IN ACCORDANCE WITH ALL APPLICABLE CODES AND A.H.J. WHEN WORK REQUIRES ANY PART OF THE FIRE ALARM SYSTEM TO BE TEMPORARILY INACTIVE.
- DBE TO PROVIDE AUDIO CABLING TO SHOW NOTIFICATION DEVICES WITH 8 TO 12 DEVICES PER CIRCUIT DEPENDING ON LOADS AND DISTANCES AND SHOW CIRCUITING ON FIRE ALARM SUBMITTALS. SPEAKERS ARE TO BE TAPPED TO DBE TO PROVIDE NECESSARY INTELLIGIBILITY THROUGHOUT THE BUILDING. DBE TO PROVIDE AUX. INPUT FOR INTERFACE WITH A.V. SYSTEM PER SPECIFICATIONS. TEST INTELLIGIBILITY AT CONCLUSION OF PROJECT, MAKE CORRECTIONS AS REQUIRED AND RECORD RESULT PER SPECIFICATION SECTION 283100.
- DBE TO PROVIDE TAMPER AND FLOW SWITCH MONITORS IN ALL THE FIRE PIPE ENTERING BUILDING AS PER THE CODE. COORDINATE WITH PLUMBING AND MECHANICAL TRADES FOR REQUIREMENTS.
- DBE TO PROVIDE ADDRESSABLE COMBINATION SMOKE/CO DETECTOR IN EACH SLEEPING ROOM AND LIVING ROOM ADJACENT TO SLEEPING ROOM IN DOMICILIARY AND LONG TERM CARE BUILDINGS.
- DBE TO PROVIDE DIGITAL REMOTE ANNUNCIATOR AT PATIENT CARE STATIONS AND REMOTE LED INDICATOR LIGHT ABOVE DOOR ON CORRIDOR SIDE CONNECTED TO PATIENT ROOM DETECTORS IN LONG TERM CARE BUILDING.
- DBE TO PROVIDE SPEAKER/STROBES IN PATIENT ROOMS AND PUBLIC AREAS AND STROBES IN PUBLIC RESTROOMS, PULL STATIONS AT LAST DOOR LEAVING FLOORS AND SMOKE DETECTORS IN NON PATIENT ROOM CORRIDORS AND AT TOPS OF STAIRWELLS PER PLANS AND SPECIFICATIONS.
- DBE TO PROVIDE SHUNT TRIP FOR ELEVATOR POWER, SMOKE AND HEAT DETECTORS AT TOPS OF SHAFTS. ELEVATOR EQUIPMENT ROOMS AND IN ELEVATOR LOBBIES, MONITORING, ISOLATION AND CONTROL RELAYS FOR PRIMARY AND ALTERNATE RECALL, FF HAT LIGHT IN CABS. COORDINATE WITH OWNER FOR PROVISION OF TELEPHONE LINE AND DBE TO PROVIDE ALL MATERIALS AND CONNECTIONS FOR CODE COMPLIANT SYSTEM PER PLANS, SPECIFICATIONS AND A.H.J.
- DBE TO PROVIDE CONNECTION TO FIRE ALARM FOR THE DETECTION AND SHUT OFF OF GAS IN PATIENT ROOMS.
- AFTER ALL DEVICES ARE INSTALLED AND CONNECTED TEST, TROUBLE-SHOOT AND COMMISSION NEW SYSTEM PER A.H.J. AND SPECIFICATIONS.
- TRAIN CAMPUS ADMINISTRATION AND PRESENT OWNER WITH SHOP DRAWINGS AND OPERATIONS MANUAL IN PAPER FORM AND ON COMPACT DISC.
- DBE TO PROVIDE ALL THE NECESSARY CONNECTIONS, CONDUITS AND DEVICE REQUIREMENTS FOR FIRE SUPPRESSION SYSTEM FOR KITCHEN HOOD.
- DBE TO COORDINATE WITH LIFE SAFETY PLANS IN ORDER TO PROVIDE DOOR HOLDERS FOR FIRE DOORS AND SMOKE COMPARTMENTS.
- DBE TO PROVIDE ELECTROMECHANICAL DOOR CLOSERS IN EVERY RESIDENT ROOM. RELAYS SHALL BE COORDINATED TO THE DOOR CLOSER INTO RESIDENT SMOKE DETECTION DEVICE PER IDPH CODES AND STANDARDS, AND TO THE PROGRAMMABLE LED INDICATOR AND BUILDING FIRE ALARM SYSTEM.
- DBE TO PROVIDE PROGRAMMABLE LED INDICATOR LIGHTS ON THE CEILING OUTSIDE EACH RESIDENT ROOM TO SIGNAL THE PRESENCE, SOURCES, URGENCY OF RESIDENT CALLS TO STAFF. SOUNDER SHALL NOT BE REQUIRED. SIGNALING SHALL BE COORDINATED TO THE TIE INTO NURSE CALL SYSTEM AND FIRE ALARM DEVICES AND SHALL MEET ALL LOCAL CODES.

NO.	DATE	ISSUE	ISSUED FOR BRIDGING NOT FOR CONSTRUCTION	CIVIL / SITE: DAVID MASON • ASSOCIATES 464 N Milwaukee Avenue Chicago, IL 60654	STRUCTURAL: DAVID MASON • ASSOCIATES 464 N Milwaukee Avenue Chicago, IL 60654	ELECTRICAL: WEBB ENGINEERING SERVICES INC 464 N Milwaukee Avenue Suite 302 Chicago, MO 63104	FOOD & LAUNDRY SERVICE: FOOD FACILITIES CONCEPTS, INC 110 Washington Avenue Suite 302 Carnegie, PA 15106	HISTORIC PRESERVATION: HPZS 213 W Institute Place Suite 502 Chicago, IL 60610	PE PROJECT NO.: 77550	KEY PLAN:	 JB PRITZKER, GOVERNOR Illinois Capital Development Board	SHEET TITLE: GENERAL NOTES, SYMBOLS AND ABBREVIATIONS	PROJECT NO. 040-010-115	
1	1/13/2019	AMENDMENT 3	Note: Design-Build Entity shall obtain and verify all dimensions and conditions at job site and be fully responsible for the same. Bridging drawings and narratives are provided for design intent. The design-build entity is responsible for the full design of a project that adheres to all, scope requirements, codes, state and federal regulations and guidelines.	LANDSCAPE: HITCHCOCK DESIGN GROUP 22 E Chicago Avenue Suite 200A Naperville, IL 60540	HEATING, VENTILATION, PLUMBING & FIRE PROTECTION: BRIC PARTNERSHIP, LLC 100 E Washington Street Suite 220 Bellville, IL 62220	TECH. DATA, & SECURITY: SHEN NILSSON & WILKE 2 N Riverside Plaza Suite 1460 Chicago, IL 60606	GEOTECH & ENVIRONMENT: GSG CONSULTANTS, INC 2942 W VanBuren Chicago, IL 60612	REMEDITATION DESIGN: TROPICAL ENVIRONMENTAL, INC 1350 Chase Street Algonquin, IL 60102	State of Illinois	PROJECT: NEW NURSING HOME & DOMICILIARY		DATE: 11/11/2019		
											SHEET NO.	L-E000		
											ILLINOIS VETERANS' HOME QUINCY		1707 NORTH 12 STREET QUINCY, ADAMS COUNTY, ILLINOIS 62301	
											VOLUME:	VOLUME 3 OF 4		



N
1
FIRST FLOOR LIGHTING PLAN - AREA B
1/8" = 1'-0"

0' 4' 8' 16' 24'
SCALE: 1/8" = 1'-0"

NO.	DATE	ISSUE
1	1/13/2020	AMENDMENT 3

ISSUED FOR BRIDGING
NOT FOR CONSTRUCTION

Note: Design-Build Entity shall obtain and verify all dimensions and conditions at job site and be fully responsible for the same. Bridging drawings and narratives are provided for design intent. The design-build entity is responsible for the full design of a project that adheres to all, scope requirements, codes, state and federal regulations and guidelines.

CIVIL / SITE:
DAVID MASON + ASSOCIATES
464 N Milwaukee Avenue
Chicago, IL 60654

LANDSCAPE:
HITCHCOCK DESIGN GROUP
22 E Chicago Avenue
Suite 200A
Naperville, IL 60540

STRUCTURAL:
DAVID MASON + ASSOCIATES
464 N Milwaukee Avenue
Chicago, IL 60654

HEATING, VENTILATION,
PLUMBING & FIRE PROTECTION:
BRIC PARTNERSHIP, LLC
100 E Washington Street
Suite 220
Belleville, IL 62220

ELECTRICAL:
WEBB ENGINEERING SERVICES INC
1400 S 3rd Street
Suite 201
St. Louis, MO 63104

TECH. DATA, & SECURITY:
SHEN MILSOM & WILKE
2 N Riverside Plaza
Suite 1400
Chicago, IL 60606

FOOD & LAUNDRY SERVICE:
FOOD FACILITIES CONCEPTS, INC
110 Washington Avenue
Suite 502
Carnegie, PA 15106

GEOTECH & ENVIRONMENT:
GSG CONSULTANTS, INC
2942 W VanBuren
Chicago, IL 60612

HISTORIC PRESERVATION:
HP2S
213 W Institute Place
Suite 502
Chicago, IL 60610


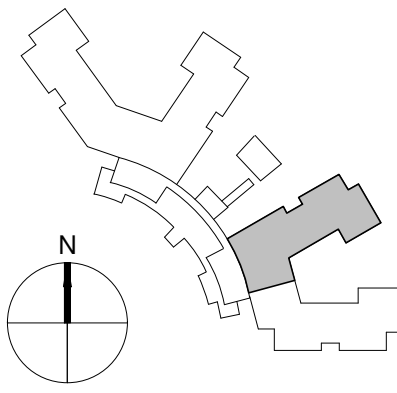
REMEDITATION DESIGN:
TROPICAL ENVIRONMENTAL, INC
1350 Chase Street
Algonquin, IL 60110

PE PROJECT NO: 77550

**PERKINS
EASTMAN**

209 S LaSalle Street, Suite 400
Chicago, IL 60604
T: +1 312 755 1200
F: +1 312 755 1155

KEY PLAN:



State of Illinois

JB PRITZKER, GOVERNOR
Illinois Capital Development Board

SHEET TITLE:

FIRST FLOOR LIGHTING PLAN - AREA B

PROJECT:

NEW NURSING HOME & DOMICILIARY

ILLINOIS VETERANS' HOME QUINCY

1707 NORTH 12 STREET
QUINCY, ADAMS COUNTY, ILLINOIS 62301

PROJECT NO.

040-010-115

DATE:

11/11/2019

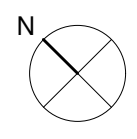
SHEET NO.

L-E201B

VOLUME: VOLUME 3 OF 4



NO. DATE ISSUE			ISSUED FOR BRIDGING NOT FOR CONSTRUCTION										CIVIL / SITE:										STRUCTURAL:										ELECTRICAL:										FOOD & LAUNDRY SERVICE:										HISTORIC PRESERVATION:										PE PROJECT No: 77550										KEY PLAN:										State of Illinois										SHEET TITLE:										PROJECT NO:																																																																																																																																																																																																																																																																																																																																																																																																																																																																																																																																																																																																																																																																																																																																																																																																																																																																																																																																																																																																																																																																																																																																																																																																																																																																																																																																																																																																																																																																																																																																																																																																																																																																																																																																																																																																																																																																																																																																																																																																																																																																																																																																																																																																																																																																																																																																																																																																																																																																																																																																																																																																																																																																																																																																																																																																																																																																																																																																																																																																																																																																																																																																																																																																																																																																																																																																																																																																																																																																																																																																																																																																																																																																																																																																																																																																																																																																																																																																																																																																																																																																																																																																																																																																																																																																																																																																																																																																																																																																																																																																																																																																																																																																																																																																																																																							
1 1/13/2020 AMENDMENT 3			Note: Design Build Entity shall obtain and verify all dimensions and conditions at job site and be fully responsible for the same. Bridging drawings and narratives are provided for design intent. The design-build entity is responsible for the full design of a project that adheres to all, scope requirements, codes, state and federal regulations and guidelines.										DAVID MASON + ASSOCIATES 464 N Milwaukee Avenue Chicago, IL 60654										DAVID MASON + ASSOCIATES 464 N Milwaukee Avenue Chicago, IL 60654										WEBB ENGINEERING SERVICES INC 1400 S 3rd Street Suite 302 St Louis, MO 63104										FOOD FACILITIES CONCEPTS, INC 110 Washington Avenue Suite 502 Carnegie, PA 15106										HP2S 213 W Institute Place Suite 502 Chicago, IL 60610										PERKINS — EASTMAN 209 S LaSalle Street, Suite 400 Chicago, IL 60604 T: +1 312 755 1200 F: +1 312 755 1155																				JB PRITZKER, GOVERNOR Illinois Capital Development Board										FIRST FLOOR LIGHTING PLAN - AREA E										040-010-115																																																																																																																																																																																																																																																																																																																																																																																																																																																																																																																																																																																																																																																																																																																																																																																																																																																																																																																																																																																																																																																																																																																																																																																																																																																																																																																																																																																																																																																																																																																																																																																																																																																																																																																																																																																																																																																																																																																																																																																																																																																																																																																																																																																																																																																																																																																																																																																																																																																																																																																																																																																																																																																																																																																																																																																																																																																																																																																																																																																																																																																																																																																																																																																																																																																																																																																																																																																																																																																																																																																																																																																																																																																																																																																																																																																																																																																																																																																																																																																																																																																																																																																																																																																																																																																																																																																																																																																																																																																																																																																																																																																																																																																																																																																																																																																							
													LANDSCAPE: HITCHCOCK DESIGN GROUP 22 E Chicago Avenue Suite 200A Naperville, IL 60540										HEATING, VENTILATION, PLUMBING & FIRE PROTECTION: BRIC PARTNERSHIP, LLC 100 E Washington Street Suite 220 Belleville, IL 62220										TECH. DATA, & SECURITY: SHEN CONSULTANTS & WILKE 2942 W VanBuren Chicago, IL 60606										GEOTECH & ENVIRONMENT: GSG CONSULTANTS, INC 2942 W VanBuren Chicago, IL 60612										REMEDIATION DESIGN: TROPICAL ENVIRONMENTAL, INC 1350 Chase Street Algonquin, IL 60102																														PROJECT:										DATE:																																																																																																																																																																																																																																																																																																																																																																																																																																																																																																																																																																																																																																																																																																																																																																																																																																																																																																																																																																																																																																																																																																																																																																																																																																																																																																																																																																																																																																																																																																																																																																																																																																																																																																																																																																																																																																																																																																																																																																																																																																																																																																																																																																																																																																																																																																																																																																																																																																																																																																																																																																																																																																																																																																																																																																																																																																																																																																																																																																																																																																																																																																																																																																																																																																																																																																																																																																																																																																																																																																																																																																																																																																																																																																																																																																																																																																																																																																																																																																																																																																																																																																																																																																																																																																																																																																																																																																																																																																																																																																																																																																																																																																																																																																																																																																																																	



SECOND FLOOR LIGHTING PLAN - AREA A

1
L-E202A
1/8" = 1'-0"

0' 4' 8' 16' 24'
SCALE: 1/8" = 1'-0"

NO.	DATE	ISSUE
1	1/13/2020	AMENDMENT 3

ISSUED FOR BRIDGING
NOT FOR CONSTRUCTION

Note: Design-Build Entity shall obtain and verify all dimensions and conditions at job site and be fully responsible for the same. Bridging drawings and narratives are provided for design intent. The design-build entity is responsible for the full design of a project that adheres to all, scope requirements, codes, state and federal regulations and guidelines.

CIVIL / SITE:
DAVID MASON + ASSOCIATES
464 N Milwaukee Avenue
Chicago, IL 60654

LANDSCAPE:
HITCHCOCK DESIGN GROUP
22 E Chicago Avenue
Suite 500A
Naperville, IL 60540

STRUCTURAL:
DAVID MASON + ASSOCIATES
464 N Milwaukee Avenue
Chicago, IL 60654

HEATING, VENTILATION,
PLUMBING & FIRE PROTECTION:
BRIC PARTNERSHIP, LLC
100 E Washington Street
Suite 220
Belleville, IL 62220

ELECTRICAL:
WEBB ENGINEERING SERVICES INC
1400 S 3rd Street
Suite 201
St Louis, MO 63104

TECH. DATA. & SECURITY:
SHEN MILSOM & WILKE
22 N Riverside Plaza
Suite 1400
Chicago, IL 60606

FOOD & LAUNDRY SERVICE:
FOOD FACILITIES CONCEPTS, INC
213 Washington Avenue
Suite 302
Carnegie, PA 15106

GEOTECH & ENVIRONMENT:
GSG CONSULTANTS, INC
1350 Chase Street
Chicago, IL 60612

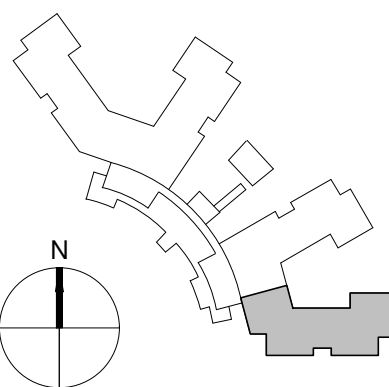
HISTORIC PRESERVATION:
HP2S
213 W Institute Place
Suite 502
Chicago, IL 60610

REMEDITATION DESIGN:
TROPICAL ENVIRONMENTAL, INC
1350 Chase Street
Algonquin, IL 60112

PE PROJECT No: 77550

**PERKINS
EASTMAN**
209 S LaSalle Street, Suite 400
Chicago, IL 60604
T: +1 312 755 1200
F: +1 312 755 1155

KEY PLAN:



State of Illinois
JB PRITZKER, GOVERNOR
Illinois Capital Development Board

SHEET TITLE:
SECOND FLOOR LIGHTING PLAN - AREA A

PROJECT:
NEW NURSING HOME & DOMICILIARY
ILLINOIS VETERANS' HOME QUINCY
1707 NORTH 12 STREET
QUINCY, ADAMS COUNTY, ILLINOIS 62301

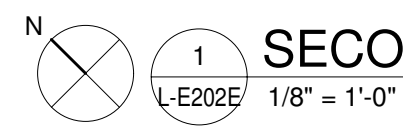
PROJECT NO.
040-010-115

DATE:
11/11/2019

SHEET NO.

L-E202A

VOLUME: VOLUME 3 OF 4



SECOND FLOOR LIGHTING PLAN - AREA E



NO.	DATE	ISSUE
1	1/13/2020	AMENDMENT 3

ISSUED FOR BRIDGING
NOT FOR CONSTRUCTION

Note: Design-Build Entity shall obtain and verify all dimensions and conditions at job site and be fully responsible for the same. Bridging drawings and narratives are provided for design intent. The design-build entity is responsible for the full design of a project that adheres to all, scope requirements, codes, state and federal regulations and guidelines

CIVIL / SITE:
DAVID MASON + ASSOCIATES
464 N Milwaukee Avenue
Chicago, IL 60654

LANDSCAPE:
HITCHCOCK DESIGN GROUP
22 E Chicago Avenue
Suite 300A
Naperville, IL 60540

STRUCTURAL:
DAVID MASON + ASSOCIATES
464 N Milwaukee Avenue
Chicago, IL 60654

HEATING, VENTILATION,
PLUMBING & FIRE PROTECTION:
ERIC PARTNERSHIP, LLC
100 E Washington Street
Suite 220
Belleville, IL 62220

ELECTRICAL:
WEBB ENGINEERING SERVICES INC
1400 S 3rd Street
Suite 201
St Louis, MO 63104

TECH. DATA, & SECURITY:
SHEN MILSOM & WILKE
2 N Riverside Plaza
Suite 1460
Chicago, IL 60606

FOOD & LAUNDRY SERVICE:
FOOD FACILITIES CONCEPTS, INC
110 Washington Avenue
Suite 502
Carnegie, PA 15106

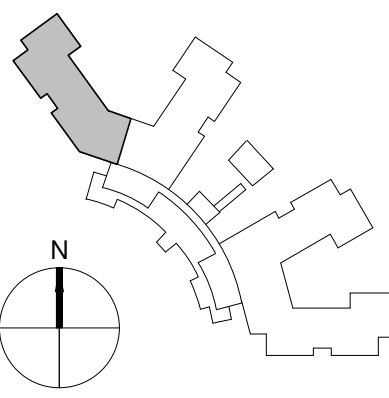
HISTORIC PRESERVATION:
HP25
213 W Institute Place
Suite 502
Chicago, IL 60610

GEOTECH & ENVIRONMENT:
GSG CONSULTANTS, INC
2942 W VanBuren
Chicago, IL 60612

PE PROJECT No: 77550

PERKINS — EASTMAN
209 S LaSalle Street, Suite 400
Chicago, IL 60604
T. +1 312 755 1200
F. +1 312 755 1155

KEY PLAN:



State of Illinois

JB PRITZKER, GOVERNOR
Illinois Capital Development Board

SHEET TITLE:
SECOND FLOOR LIGHTING PLAN - AREA E

PROJECT:
NEW NURSING HOME & DOMICILIARY
ILLINOIS VETERANS' HOME QUINCY
1707 NORTH 12 STREET
QUINCY, ADAMS COUNTY, ILLINOIS 62301

PROJECT NO.
040-010-115

DATE: 11/11/2019

SHEET NO.



L-E202E

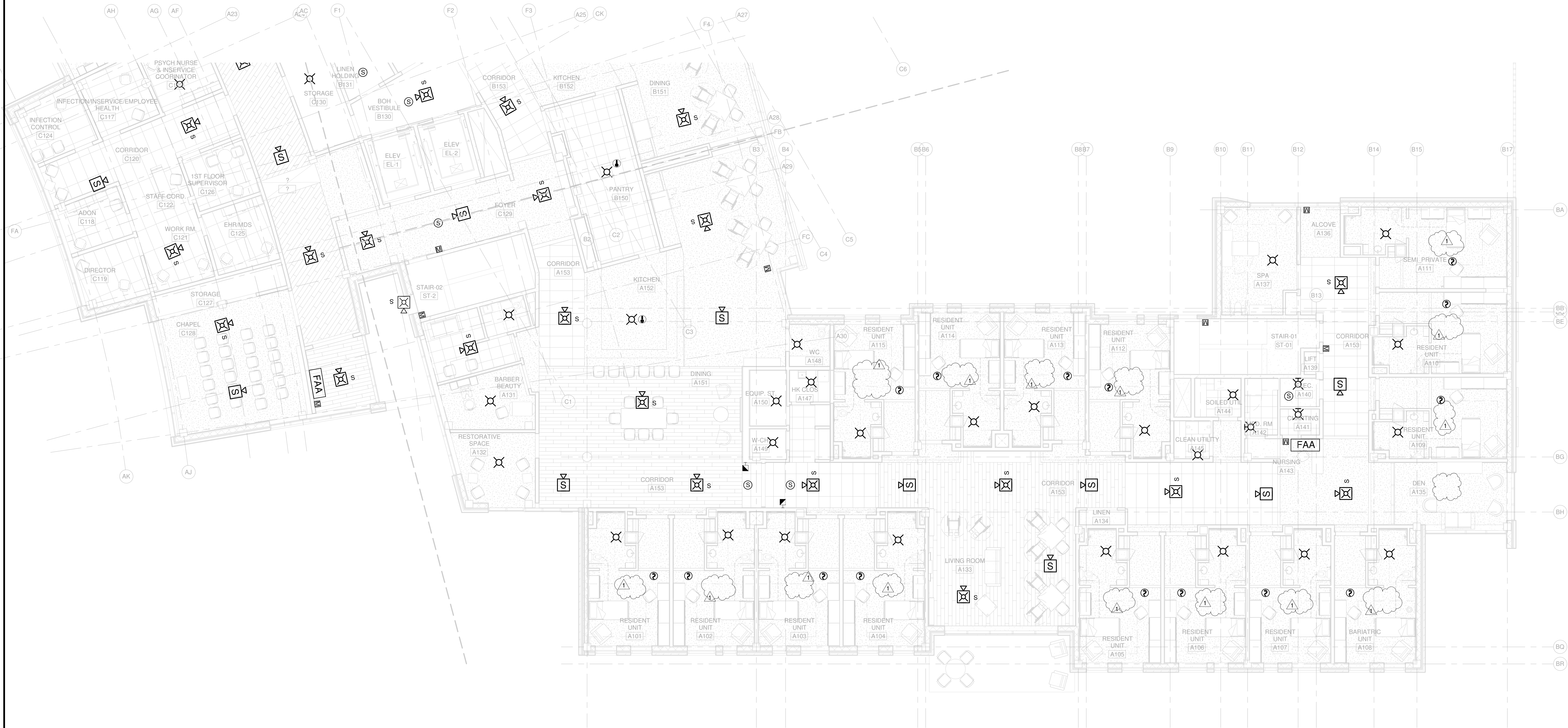
VOLUME: VOLUME 3 OF 4



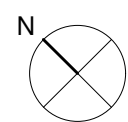
THIRD FLOOR LIGHTING PLAN - AREA E

0' 4' 8' 16' 24'
SCALE: 1/8" = 1'-0"

<table><tr><th>NO.</th><th>DATE</th><th>ISSUE</th></tr><tr><td></td><td>1/13/2020</td><td>AMENDMENT 3</td></tr><tr><td></td><td></td><td></td></tr><tr><td></td><td></td><td></td></tr><tr><td></td><td></td><td></td></tr><tr><td></td><td></td><td></td></tr><tr><td></td><td></td><td></td></tr><tr><td></td><td></td><td></td></tr></table>		NO.	DATE	ISSUE		1/13/2020	AMENDMENT 3																			<p>ISSUED FOR BRIDGING NOT FOR CONSTRUCTION</p> <p>Note: Design Build Entity shall obtain and verify all dimensions and conditions at job site and be fully responsible for the same. Bridging drawings and narratives are provided for design intent. The design-build entity is responsible for the full design of a project that adheres to all, scope requirements, codes, state and federal regulations and guidelines</p>		<p>CIVIL / SITE: DAVID MASON + ASSOCIATES 464 N Milwaukee Avenue Chicago, IL 60654</p> <p>LANDSCAPE: HITCHCOCK DESIGN GROUP 22 E Chicago Avenue Suite 200A Naperville, IL 60540</p>	<p>STRUCTURAL: DAVID MASON + ASSOCIATES 464 N Milwaukee Avenue Chicago, IL 60654</p> <p>HEATING, VENTILATION, PLUMBING & FIRE PROTECTION: BRIC PARTNERSHIP, LLC 100 E Washington Street Suite 220 Belleville, IL 62220</p>	<p>ELECTRICAL: WEBB ENGINEERING SERVICES INC 1400 S 3rd Street Suite 201 St Louis, MO 63104</p> <p>TECH. DATA, & SECURITY: SHEN MILSOM & WILKE 2 N Riverside Plaza Suite 1460 Chicago, IL 60606</p>	<p>FOOD & LAUNDRY SERVICE: FOOD FACILITIES CONCEPTS, INC 210 Washington Avenue Suite 302 Carnegie, PA 15106</p> <p>GEOTECH & ENVIRONMENT: GSG CONSULTANTS, INC 2942 W VanBuren Chicago, IL 60612</p>	<p>HISTORIC PRESERVATION: HP2S 213 W Institute Place Suite 502 Chicago, IL 60610</p> <p>REMEDIATION DESIGN: TROPICAL ENVIRONMENTAL, INC 1350 Chase Street Algonquin, IL 60102</p>	<p>PE PROJECT No: 77550</p> <p>PERKINS — EASTMAN 209 S LaSalle Street, Suite 400 Chicago, IL 60604 T: +1 312 755 1200 F: +1 312 755 1155</p>	<p>KEY PLAN:</p> 	<p>State of Illinois</p> <p>JB PRITZKER, GOVERNOR Illinois Capital Development Board</p> 	<p>SHEET TITLE: THIRD FLOOR LIGHTING PLAN - AREA E</p> <p>PROJECT: NEW NURSING HOME & DOMICILIARY ILLINOIS VETERANS' HOME QUINCY 1707 NORTH 12 STREET QUINCY, ADAMS COUNTY, ILLINOIS 62301</p>	<p>PROJECT NO: 040-010-115</p> <p>DATE: 11/11/2019</p> <p>SHEET NO. L-E203E</p> <p>VOLUME: VOLUME 3 OF 4</p>
NO.	DATE	ISSUE																																			
	1/13/2020	AMENDMENT 3																																			



1 FIRST FLOOR FIRE ALARM PLAN - AREA A
L-E301A 1/8" = 1'-0"



NO. DATE 1/13/2020		ISSUE AMENDMENT 3	ISSUED FOR BRIDGING NOT FOR CONSTRUCTION																					
			CIVIL / SITE: DAVID MASON + ASSOCIATES 464 N Milwaukee Avenue Chicago, IL 60654		STRUCTURAL: DAVID MASON + ASSOCIATES 464 N Milwaukee Avenue Chicago, IL 60654		ELECTRICAL: WEBB ENGINEERING SERVICES INC 1400 S 3rd Street Suite 201 St Louis, MO 63104		FOOD & LAUNDRY SERVICE: FOOD FACILITIES CONCEPTS, INC 110 Washington Avenue Suite 302 Carnegie, PA 15106		HISTORIC PRESERVATION: HP25 213 W Institute Place Suite 502 Chicago, IL 60610		PE PROJECT No: 77550		KEY PLAN: 				State of Illinois JB PRITZKER, GOVERNOR Illinois Capital Development Board		SHEET TITLE: FIRST FLOOR FIRE ALARM PLAN - AREA A		PROJECT NO. 040-010-115	
			LANDSCAPE: HITCHCOCK DESIGN GROUP 22 E Chicago Avenue Suite 200A Naperville, IL 60540		HEATING, VENTILATION, PLUMBING & FIRE PROTECTION: BRIC PARTNERSHIP, LLC 100 E Washington Street Suite 220 Belleville, IL 62220		TECH. DATA & SECURITY: SHEN MILSOM & WILKE 22 N Riverside Plaza Suite 1400 Chicago, IL 60606		GEO TECH & ENVIRONMENT: GSG CONSULTANTS, INC 2942 W VanBuren Chicago, IL 60612		REMEDIATION DESIGN: TROPICAL ENVIRONMENTAL, INC 1350 Chase Street Algonquin, IL 60110		209 S LaSalle Street, Suite 400 Chicago, IL 60604 T: +1 312 755 1200 F: +1 312 755 1155		N 				PROJECT: NEW NURSING HOME & DOMICILIARY ILLINOIS VETERANS' HOME QUINCY 1707 NORTH 12 STREET QUINCY, ADAMS COUNTY, ILLINOIS 62301		DATE: 11/11/2019			
																			SHEET NO. L-E301A		VOLUME: VOLUME 3 OF 4			



FIRST FLOOR FIRE ALARM PLAN - AREA B
1/8" = 1'-0"



NO.	DATE	ISSUE
1	1/13/2020	AMENDMENT 3

ISSUED FOR BRIDGING
NOT FOR CONSTRUCTION

Note: Design-Build Entity shall obtain and verify all dimensions and conditions at job site and be fully responsible for the same. Bridging drawings and narratives are provided for design intent. The design-build entity is responsible for the full design of a project that adheres to all, scope requirements, codes, state and federal regulations and guidelines.

CIVIL / SITE:
DAVID MASON + ASSOCIATES
464 N Milwaukee Avenue
Chicago, IL 60654

LANDSCAPE:
HITCHCOCK DESIGN GROUP
22 E Chicago Avenue
Suite 200A
Naperville, IL 60564

STRUCTURAL:
DAVID MASON + ASSOCIATES
464 N Milwaukee Avenue
Chicago, IL 60654

HEATING, VENTILATION,
PLUMBING & FIRE PROTECTION:
BRIC PARTNERSHIP, LLC
100 E Washington Street
Suite 220
Belleville, IL 62220

ELECTRICAL:
WEBB ENGINEERING SERVICES INC
1400 S 3rd Street
Suite 201
St Louis, MO 63104

TECH. DATA, & SECURITY:
SHEN MILSOM & WILKE
2 N Riverside Plaza
Suite 1460
Chicago, IL 60606

FOOD & LAUNDRY SERVICE:
FOOD FACILITIES CONCEPTS, INC
110 Washington Avenue
Suite 302
Carnegie, PA 15106

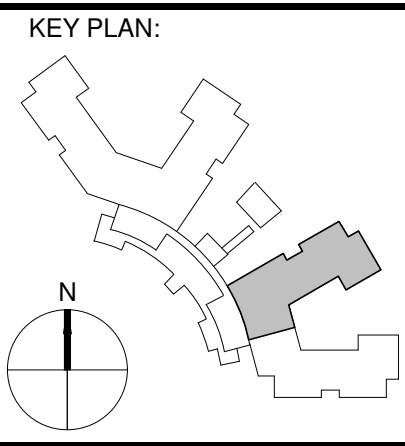
GEOTECH & ENVIRONMENT:
GSG CONSULTANTS, INC
2942 W Vanburen
Chicago, IL 60612

HISTORIC PRESERVATION:
HP2S
213 W Institute Place
Suite 502
Chicago, IL 60610

REMEDITATION DESIGN:
TROPICAL ENVIRONMENTAL, INC
1350 Chase Street
Algonquin, IL 60110

PE PROJECT No: 77550

PERKINS — EASTMAN
209 S LaSalle Street, Suite 400
Chicago, IL 60604
T: +1 312 755 1200
F: +1 312 755 1155



State of Illinois

JB PRITZKER, GOVERNOR

Illinois Capital Development Board

SHEET TITLE:
FIRST FLOOR FIRE ALARM PLAN - AREA B

PROJECT:
NEW NURSING HOME & DOMICILIARY
ILLINOIS VETERANS' HOME QUINCY
1707 NORTH 12 STREET
QUINCY, ADAMS COUNTY, ILLINOIS 62301

PROJECT NO.
040-010-115

DATE:
11/11/2019

SHEET NO.
L-E301B

VOLUME:
VOLUME 3 OF 4



N
E3010 1/8" = 1'-0"
FIRST FLOOR FIRE ALARM PLAN - AREA D

0 4 8 16 24
SCALE: 1/8" = 1'-0"

NO.	DATE	ISSUE
1	1/13/2020	AMENDMENT 3

ISSUED FOR BRIDGING
NOT FOR CONSTRUCTION

Note: Design-Build Entity shall obtain and verify all dimensions and conditions at job site and be fully responsible for the same. Bridging drawings and narratives are provided for design intent. The design-build entity is responsible for the full design of a project that adheres to all, scope requirements, codes, state and federal regulations and guidelines.

CIVIL / SITE:
DAVID MASON + ASSOCIATES
464 N Milwaukee Avenue
Chicago, IL 60654

STRUCTURAL:
DAVID MASON + ASSOCIATES
464 N Milwaukee Avenue
Chicago, IL 60654

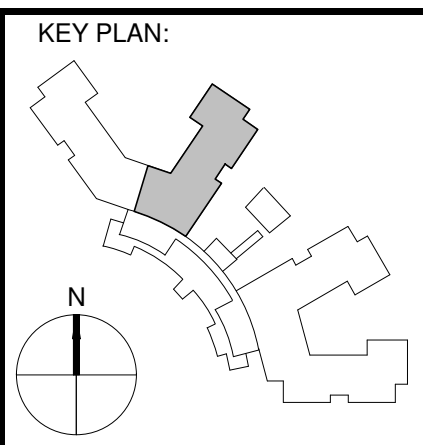
ELECTRICAL:
WEBB ENGINEERING SERVICES INC
1400 S 3rd Street
Suite 201
St Louis, MO 63104

FOOD & LAUNDRY SERVICE:
HPZS
213 W Institute Place
Suite 502
Chicago, IL 60610

HISTORIC PRESERVATION:
HPZS
213 W Institute Place
Suite 502
Chicago, IL 60610

PE PROJECT No: 77550

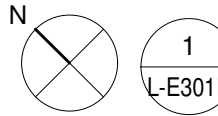
**PERKINS
EASTMAN**
209 S LaSalle Street, Suite 400
Chicago, IL 60604
T: +1 312 755 1200
F: +1 312 755 1155



State of Illinois

JB PRITZKER, GOVERNOR
Illinois Capital Development Board

SHEET TITLE: FIRST FLOOR FIRE ALARM PLAN - AREA D	PROJECT NO. 040-010-115
PROJECT: NEW NURSING HOME & DOMICILIARY ILLINOIS VETERANS' HOME QUINCY 1707 NORTH 12 STREET QUINCY, ADAMS COUNTY, ILLINOIS 62301	DATE: 11/11/2019 SHEET NO. L-E301D VOLUME: VOLUME 3 OF 4



1 FIRST FLOOR FIRE ALARM PLAN - AREA E
1/8" = 1'-0"



NO.	DATE	ISSUE
1	1/13/2020	AMENDMENT 3

ISSUED FOR BRIDGING
NOT FOR CONSTRUCTION

Note: Design-Build Entity shall obtain and verify all dimensions and conditions at job site and be fully responsible for the same. Bridging drawings and narratives are provided for design intent. The design-build entity is responsible for the full design of a project that adheres to all, scope requirements, codes, state and federal regulations and guidelines.

CIVIL / SITE:
DAVID MASON + ASSOCIATES
464 N Milwaukee Avenue
Chicago, IL 60654

LANDSCAPE:
HITCHCOCK DESIGN GROUP
22 E Chicago Avenue
Suite 500A
Naperville, IL 60564

STRUCTURAL:
DAVID MASON + ASSOCIATES
464 N Milwaukee Avenue
Chicago, IL 60654

HEATING, VENTILATION,
PLUMBING & FIRE PROTECTION:
BRIC PARTNERSHIP, LLC
100 E Washington Street
Suite 220
Belleville, IL 62220

ELECTRICAL:
WEBB ENGINEERING SERVICES INC
1400 S 3rd Street
Suite 201
St Louis, MO 63104

TECH. DATA. & SECURITY:
SHEN MILSOM & WILKE
2 N Riverside Plaza
Suite 1460
Chicago, IL 60606

FOOD & LAUNDRY SERVICE:
FOOD FACILITIES CONCEPTS, INC
213 W Institute Place
Suite 502
Chicago, IL 60610

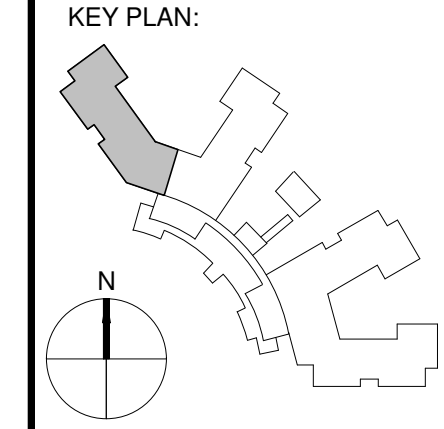
GEOTECH & ENVIRONMENT:
GSG CONSULTANTS, INC
2942 W VanBuren
Chicago, IL 60612

HISTORIC PRESERVATION:
HP2S
213 W Institute Place
Suite 502
Chicago, IL 60610

REMEDITATION DESIGN:
TROPICAL ENVIRONMENTAL, INC
1350 Chase Street
Algonquin, IL 60110

PE PROJECT No: 77550

PERKINS — EASTMAN
209 S LaSalle Street, Suite 400
Chicago, IL 60604
T. +1 312 755 1200
F. +1 312 755 1155





State of Illinois

JB PRITZKER, GOVERNOR

Illinois Capital Development Board

Building a better Illinois.

SHEET TITLE:
FIRST FLOOR FIRE ALARM PLAN - AREA E

PROJECT:
NEW NURSING HOME & DOMICILIARY
ILLINOIS VETERANS' HOME QUINCY
1707 NORTH 12 STREET
QUINCY, ADAMS COUNTY, ILLINOIS 62301

PROJECT NO.
040-010-115

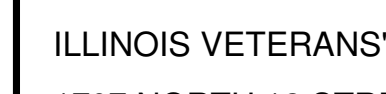





DATE:
11/11/2019

SHEET NO.
L-E301E

VOLUME:
VOLUME 3 OF 4



SECOND FLOOR FIRE ALARM PLAN - AREA B

<table><tr><th>NO.</th><th>DATE</th><th>ISSUE</th></tr><tr><td></td><td>1/13/2020</td><td>AMENDMENT 3</td></tr><tr><td></td><td></td><td></td></tr><tr><td></td><td></td><td></td></tr><tr><td></td><td></td><td></td></tr><tr><td></td><td></td><td></td></tr><tr><td></td><td></td><td></td></tr><tr><td></td><td></td><td></td></tr></table>		NO.	DATE	ISSUE		1/13/2020	AMENDMENT 3																			<table><tr><th colspan="2">ISSUED FOR BRIDGING NOT FOR CONSTRUCTION</th></tr><tr><td colspan="2">Note: Design-Build Entity shall obtain and verify all dimensions and conditions at job site and be fully responsible for the same. Bridging drawings and narratives are provided for design intent. The design-build entity is responsible for the full design of a project that adheres to all, scope requirements, codes, state and federal regulations and guidelines.</td></tr></table>		ISSUED FOR BRIDGING NOT FOR CONSTRUCTION		Note: Design-Build Entity shall obtain and verify all dimensions and conditions at job site and be fully responsible for the same. Bridging drawings and narratives are provided for design intent. The design-build entity is responsible for the full design of a project that adheres to all, scope requirements, codes, state and federal regulations and guidelines.		<table><tr><td>CIVIL / SITE: DAVID MASON + ASSOCIATES 464 N Milwaukee Avenue Chicago, IL 60654</td><td>STRUCTURAL: DAVID MASON + ASSOCIATES 464 N Milwaukee Avenue Chicago, IL 60654</td></tr><tr><td>LANDSCAPE: HITCHCOCK DESIGN GROUP 22 E Chicago Avenue Suite 200A Naperville, IL 60540</td><td>HEATING, VENTILATION, PLUMBING & FIRE PROTECTION: BRIC PARTNERSHIP, LLC 100 E Washington Street Suite 220 Belleville, IL 62220</td></tr></table>		CIVIL / SITE: DAVID MASON + ASSOCIATES 464 N Milwaukee Avenue Chicago, IL 60654	STRUCTURAL: DAVID MASON + ASSOCIATES 464 N Milwaukee Avenue Chicago, IL 60654	LANDSCAPE: HITCHCOCK DESIGN GROUP 22 E Chicago Avenue Suite 200A Naperville, IL 60540	HEATING, VENTILATION, PLUMBING & FIRE PROTECTION: BRIC PARTNERSHIP, LLC 100 E Washington Street Suite 220 Belleville, IL 62220	<table><tr><td>ELECTRICAL: WEBB ENGINEERING SERVICES INC 1400 S 3rd Street Suite 201 St Louis, MO 63104</td><td>TECH. DATA, & SECURITY: SHEN MILSOM & WILKE 2 N Riverside Plaza Suite 1460 Chicago, IL 60606</td></tr></table>		ELECTRICAL: WEBB ENGINEERING SERVICES INC 1400 S 3rd Street Suite 201 St Louis, MO 63104	TECH. DATA, & SECURITY: SHEN MILSOM & WILKE 2 N Riverside Plaza Suite 1460 Chicago, IL 60606	<table><tr><td>FOOD & LAUNDRY SERVICE: FOOD FACILITIES CONCEPTS, INC 110 Washington Avenue Suite 302 Carnegie, PA 15106</td><td>GEOTECH & ENVIRONMENT: GSG CONSULTANTS, INC 2942 W VanBuren Chicago, IL 60612</td></tr></table>		FOOD & LAUNDRY SERVICE: FOOD FACILITIES CONCEPTS, INC 110 Washington Avenue Suite 302 Carnegie, PA 15106	GEOTECH & ENVIRONMENT: GSG CONSULTANTS, INC 2942 W VanBuren Chicago, IL 60612	<table><tr><td>HISTORIC PRESERVATION: HP2S 213 W Institute Place Suite 502 Chicago, IL 60610</td><td>REMEDIATION DESIGN: TROPICAL ENVIRONMENTAL, INC 1350 Chase Street Algonquin, IL 60102</td></tr></table>		HISTORIC PRESERVATION: HP2S 213 W Institute Place Suite 502 Chicago, IL 60610	REMEDIATION DESIGN: TROPICAL ENVIRONMENTAL, INC 1350 Chase Street Algonquin, IL 60102	<table><tr><td>PE PROJECT No: 77550</td><td>PERKINS — EASTMAN 209 S LaSalle Street, Suite 400 Chicago, IL 60604 T. +1 312 755 1200 F. +1 312 755 1155</td></tr></table>		PE PROJECT No: 77550	PERKINS — EASTMAN 209 S LaSalle Street, Suite 400 Chicago, IL 60604 T. +1 312 755 1200 F. +1 312 755 1155	<table><tr><td>KEY PLAN:</td><td></td></tr></table>		KEY PLAN:		<table><tr><td colspan="2"></td></tr><tr><td colspan="2">State of Illinois</td></tr><tr><td colspan="2">JB PRITZKER, GOVERNOR</td></tr><tr><td colspan="2">Illinois Capital Development Board</td></tr></table>				State of Illinois		JB PRITZKER, GOVERNOR		Illinois Capital Development Board		<table><tr><td colspan="2">SHEET TITLE: SECOND FLOOR FIRE ALARM PLAN - AREA B</td></tr><tr><td colspan="2">PROJECT: NEW NURSING HOME & DOMICILIARY ILLINOIS VETERANS' HOME QUINCY 1707 NORTH 12 STREET QUINCY, ADAMS COUNTY, ILLINOIS 62301</td></tr></table>		SHEET TITLE: SECOND FLOOR FIRE ALARM PLAN - AREA B		PROJECT: NEW NURSING HOME & DOMICILIARY ILLINOIS VETERANS' HOME QUINCY 1707 NORTH 12 STREET QUINCY, ADAMS COUNTY, ILLINOIS 62301		<table><tr><td colspan="2">PROJECT NO. 040-010-115</td></tr><tr><td colspan="2">DATE: 11/11/2019</td></tr><tr><td colspan="2">SHEET NO. L-E302B</td></tr><tr><td colspan="2">VOLUME: VOLUME 3 OF 4</td></tr></table>		PROJECT NO. 040-010-115		DATE: 11/11/2019		SHEET NO. L-E302B		VOLUME: VOLUME 3 OF 4	
NO.	DATE	ISSUE																																																																																	
	1/13/2020	AMENDMENT 3																																																																																	
ISSUED FOR BRIDGING NOT FOR CONSTRUCTION																																																																																			
Note: Design-Build Entity shall obtain and verify all dimensions and conditions at job site and be fully responsible for the same. Bridging drawings and narratives are provided for design intent. The design-build entity is responsible for the full design of a project that adheres to all, scope requirements, codes, state and federal regulations and guidelines.																																																																																			
CIVIL / SITE: DAVID MASON + ASSOCIATES 464 N Milwaukee Avenue Chicago, IL 60654	STRUCTURAL: DAVID MASON + ASSOCIATES 464 N Milwaukee Avenue Chicago, IL 60654																																																																																		
LANDSCAPE: HITCHCOCK DESIGN GROUP 22 E Chicago Avenue Suite 200A Naperville, IL 60540	HEATING, VENTILATION, PLUMBING & FIRE PROTECTION: BRIC PARTNERSHIP, LLC 100 E Washington Street Suite 220 Belleville, IL 62220																																																																																		
ELECTRICAL: WEBB ENGINEERING SERVICES INC 1400 S 3rd Street Suite 201 St Louis, MO 63104	TECH. DATA, & SECURITY: SHEN MILSOM & WILKE 2 N Riverside Plaza Suite 1460 Chicago, IL 60606																																																																																		
FOOD & LAUNDRY SERVICE: FOOD FACILITIES CONCEPTS, INC 110 Washington Avenue Suite 302 Carnegie, PA 15106	GEOTECH & ENVIRONMENT: GSG CONSULTANTS, INC 2942 W VanBuren Chicago, IL 60612																																																																																		
HISTORIC PRESERVATION: HP2S 213 W Institute Place Suite 502 Chicago, IL 60610	REMEDIATION DESIGN: TROPICAL ENVIRONMENTAL, INC 1350 Chase Street Algonquin, IL 60102																																																																																		
PE PROJECT No: 77550	PERKINS — EASTMAN 209 S LaSalle Street, Suite 400 Chicago, IL 60604 T. +1 312 755 1200 F. +1 312 755 1155																																																																																		
KEY PLAN:																																																																																			
																																																																																			
State of Illinois																																																																																			
JB PRITZKER, GOVERNOR																																																																																			
Illinois Capital Development Board																																																																																			
SHEET TITLE: SECOND FLOOR FIRE ALARM PLAN - AREA B																																																																																			
PROJECT: NEW NURSING HOME & DOMICILIARY ILLINOIS VETERANS' HOME QUINCY 1707 NORTH 12 STREET QUINCY, ADAMS COUNTY, ILLINOIS 62301																																																																																			
PROJECT NO. 040-010-115																																																																																			
DATE: 11/11/2019																																																																																			
SHEET NO. L-E302B																																																																																			
VOLUME: VOLUME 3 OF 4																																																																																			



SECOND FLOOR FIRE ALARM PLAN - AREA D

SCALE: 1/8" = 1'-0"

NO.	DATE	ISSUE
1	1/13/2020	AMENDMENT 3

ISSUED FOR BRIDGING
NOT FOR CONSTRUCTION

Note: Design-Build Entity shall obtain and verify all dimensions and conditions at job site and be fully responsible for the same. Bridging drawings and narratives are provided for design intent. The design-build entity is responsible for the full design of a project that adheres to all, scope requirements, codes, state and federal regulations and guidelines.

CIVIL / SITE:
DAVID MASON + ASSOCIATES
464 N Milwaukee Avenue
Chicago, IL 60654

LANDSCAPE:
HITCHCOCK DESIGN GROUP
22 E Chicago Avenue
Suite 500A
Naperville, IL 60540

STRUCTURAL:
DAVID MASON + ASSOCIATES
464 N Milwaukee Avenue
Chicago, IL 60654

HEATING, VENTILATION,
PLUMBING & FIRE PROTECTION:
BRIC PARTNERSHIP, LLC
100 E Washington Street
Suite 220
Belleville, IL 62220

ELECTRICAL:
WEBB ENGINEERING SERVICES INC
1400 S 3rd Street
Suite 201
St Louis, MO 63104

TECH, DATA, & SECURITY:
SHEN MILSOM & WILKE
2 N Riverside Plaza
Suite 1400
Chicago, IL 60606

FOOD & LAUNDRY SERVICE:
FOOD FACILITIES CONCEPTS, INC
110 Washington Avenue
Suite 302
Carnegie, PA 15106

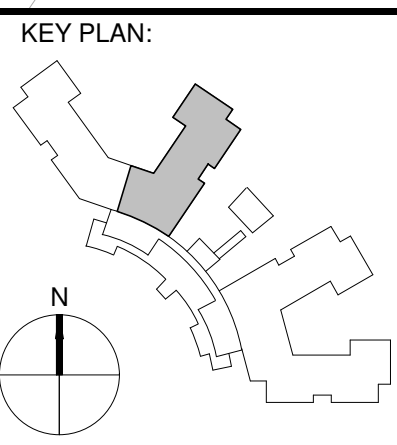
GEOTECH & ENVIRONMENT:
GSG CONSULTANTS, INC
2942 W VanBuren
Chicago, IL 60612

HISTORIC PRESERVATION:
HP25
213 W Institute Place
Suite 502
Chicago, IL 60610

REMEDITATION DESIGN:
TROPICAL ENVIRONMENTAL, INC
1350 Chase Street
Algonquin, IL 60110

PE PROJECT No: 77550

PERKINS EASTMAN
209 S LaSalle Street, Suite 400
Chicago, IL 60604
T: +1 312 755 1200
F: +1 312 755 1155



State of Illinois

JB PRITZKER, GOVERNOR
Illinois Capital Development Board

SHEET TITLE: SECOND FLOOR FIRE ALARM PLAN - AREA D	PROJECT NO. 040-010-115
PROJECT: NEW NURSING HOME & DOMICILIARY ILLINOIS VETERANS' HOME QUINCY 1707 NORTH 12 STREET QUINCY, ADAMS COUNTY, ILLINOIS 62301	DATE: 11/11/2019 SHEET NO. L-E302D VOLUME: VOLUME 3 OF 4



1 SECOND FLOOR FIRE ALARM PLAN - AREA E
1/8" = 1'-0"

0' 4' 8' 16' 24'
SCALE: 1/8" = 1'-0"

NO.	DATE	ISSUE
1	1/13/2020	AMENDMENT 3

ISSUED FOR BRIDGING
NOT FOR CONSTRUCTION

Note: Design-Build Entity shall obtain and verify all dimensions and conditions at job site and be fully responsible for the same. Bridging drawings and narratives are provided for design intent. The design-build entity is responsible for the full design of a project that adheres to all, scope requirements, codes, state and federal regulations and guidelines

CIVIL / SITE:
DAVID MASON + ASSOCIATES
464 N Milwaukee Avenue
Chicago, IL 60654

LANDSCAPE:
HITCHCOCK DESIGN GROUP
22 E Chicago Avenue
Suite 300A
Naperville, IL 60540

STRUCTURAL:
DAVID MASON + ASSOCIATES
464 N Milwaukee Avenue
Chicago, IL 60654

HEATING, VENTILATION,
PLUMBING & FIRE PROTECTION:
BRIC PARTNERSHIP, LLC
100 E Washington Street
Suite 220
Belleville, IL 62220

ELECTRICAL:
WEBB ENGINEERING SERVICES INC
1400 S 3rd Street
Suite 201
St Louis, MO 63104

TECH, DATA, & SECURITY:
SHEN MILSOM & WILKE
2 N Riverside Plaza
Suite 1400
Chicago, IL 60606

FOOD & LAUNDRY SERVICE:
FOOD FACILITIES CONCEPTS, INC
110 Washington Avenue
Suite 302
Carnegie, PA 15106

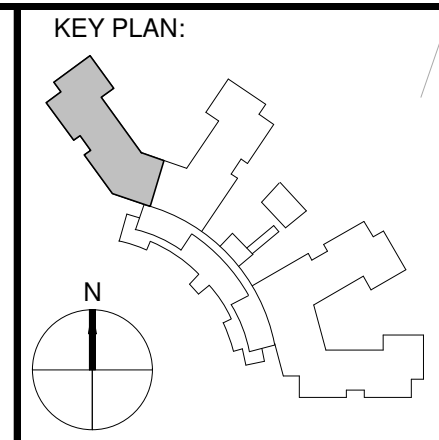
GEOTECH & ENVIRONMENT:
GSG CONSULTANTS, INC
1350 VanBuren
Chicago, IL 60612


HISTORIC PRESERVATION:
HP2S
213 W Institute Place
Suite 502
Chicago, IL 60610

REMEDITATION DESIGN:
TROPICAL ENVIRONMENTAL, INC
1350 Chase Street
Algonquin, IL 60110

PE PROJECT No: 77550

PERKINS — EASTMAN
209 S LaSalle Street, Suite 400
Chicago, IL 60604
T: +1 312 755 1200
F: +1 312 755 1155





State of Illinois

JB PRITZKER, GOVERNOR

Illinois Capital Development Board

SHEET TITLE:
SECOND FLOOR FIRE ALARM PLAN - AREA E

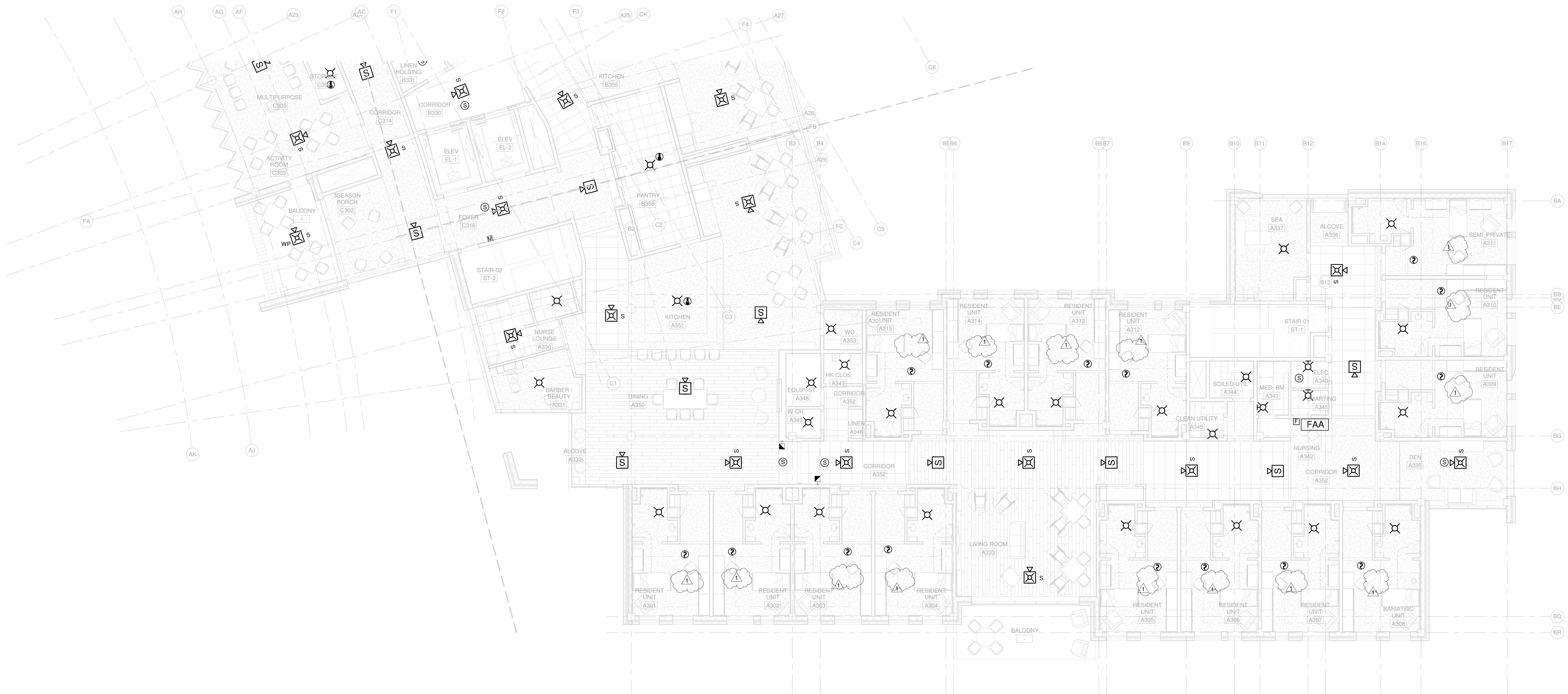
PROJECT:
NEW NURSING HOME & DOMICILIARY
ILLINOIS VETERANS' HOME QUINCY
1707 NORTH 12 STREET
QUINCY, ADAMS COUNTY, ILLINOIS 62301

PROJECT NO.
040-010-115

DATE:
11/11/2019

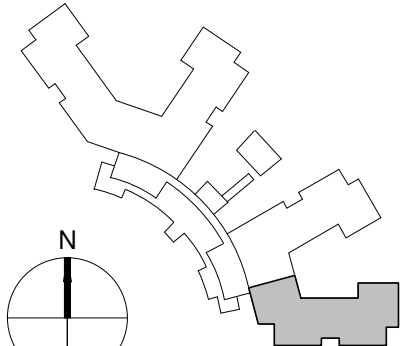

SHEET NO.
L-E302E

VOLUME:
VOLUME 3 OF 4



THIRD FLOOR FIRE ALARM PLAN - AREA A

0 5 10 15 20 25
SCALE : 1/8" = 1'-0"

NO.	DATE	ISSUE	ISSUED FOR BRIDGING NOT FOR CONSTRUCTION	CIVIL / SITE: DAVID MASON + ASSOCIATES 464 N Milwaukee Avenue Chicago, IL 60654	STRUCTURAL: DAVID MASON + ASSOCIATES 464 N Milwaukee Avenue Chicago, IL 60654	ELECTRICAL: WEBB ENGINEERING SERVICES INC 1400 S 3rd Street Suite 201 St Louis, MO 63104	FOOD & LAUNDRY SERVICE: FOOD FACILITIES CONCEPTS, INC 110 Washington Avenue Suite 302 Carnegie, PA 15106	HISTORIC PRESERVATION: HP2S 213 W Institute Place Suite 502 Chicago, IL 60610	PE PROJECT NO: 77550	KEY PLAN: 	 State of Illinois JB PRITZKER, GOVERNOR Illinois Capital Development Board	SHEET TITLE: THIRD FLOOR FIRE ALARM PLAN - AREA A	PROJECT: NEW NURSING HOME & DOMICILIARY ILLINOIS VETERANS' HOME QUINCY 1707 NORTH 12 STREET QUINCY, ADAMS COUNTY, ILLINOIS 62301	PROJECT NO. 040-010-115	DATE: 11/11/2019	SHEET NO. L-E303A	VOLUME: VOLUME 3 OF 4
1	1/13/2020	AMENDMENT 3	Note: Design-Build Entity shall obtain and verify all dimensions and conditions at job site and be fully responsible for the same. Bridging drawings and narratives are provided for design intent. The design-build entity is responsible for the full design of a project that adheres to all, scope requirements, codes, state and federal regulations and guidelines.	LANDSCAPE: HITCHCOCK DESIGN GROUP 22 E Chicago Avenue Suite 200A Naperville, IL 60540	HEATING, VENTILATION, PLUMBING & FIRE PROTECTION: BHC PARTNERSHIP, LLC 100 E Washington Street Suite 220 Belleville, IL 62220	TECH. DATA. & SECURITY: SHEN MILSOM & WILKE 2 N Riverside Plaza Suite 1400 Chicago, IL 60606	GEOTECH & ENVIRONMENT: GSG CONSULTANTS, INC 2942 W VanBuren Chicago, IL 60612	REMEDITATION DESIGN: TROPICAL ENVIRONMENTAL, INC 1350 Chase Street Algonquin, IL 60110	PERKINS — EASTMAN 209 S LaSalle Street, Suite 400 Chicago, IL 60604 T. +1 312 755 1200 F. +1 312 755 1155								



THIRD FLOOR FIRE ALARM PLAN - AREA D
1/8" = 1'-0"
SCALE: 1/8" = 1'-0"

NO.	DATE	ISSUE
1	1/13/2020	AMENDMENT 3

ISSUED FOR BRIDGING
NOT FOR CONSTRUCTION

Note: Design-Build Entity shall obtain and verify all dimensions and conditions at job site and be fully responsible for the same. Bridging drawings and narratives are provided for design intent. The design-build entity is responsible for the full design of a project that adheres to all, scope requirements, codes, state and federal regulations and guidelines.

CIVIL / SITE:
DAVID MASON + ASSOCIATES
464 N Milwaukee Avenue
Chicago, IL 60654

LANDSCAPE:
HITCHCOCK DESIGN GROUP
22 E Chicago Avenue
Suite 500A
Naperville, IL 60540

STRUCTURAL:
DAVID MASON + ASSOCIATES
464 N Milwaukee Avenue
Chicago, IL 60654

HEATING, VENTILATION,
PLUMBING & FIRE PROTECTION:
BRIC PARTNERSHIP, LLC
100 E Washington Street
Suite 220
Belleville, IL 62220

ELECTRICAL:
WEBB ENGINEERING SERVICES INC
1400 S 3rd Street
Suite 201
St Louis, MO 63104

TECH. DATA, & SECURITY:
SHEN MILSOM & WILKE
2 N Riverside Plaza
Suite 1400
Chicago, IL 60606

FOOD & LAUNDRY SERVICE:
FOOD FACILITIES CONCEPTS, INC
110 Washington Avenue
Suite 302
Carnegie, PA 15106


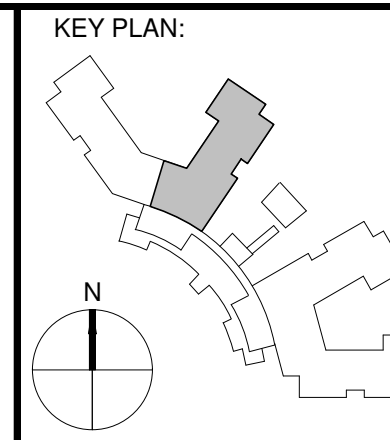
GEOTECH & ENVIRONMENT:
GSG CONSULTANTS, INC
2942 W VanBuren
Chicago, IL 60612

HISTORIC PRESERVATION:
HP2S
213 W Institute Place
Suite 502
Chicago, IL 60610

REMEDITATION DESIGN:
TROPICAL ENVIRONMENTAL, INC
1350 Chase Street
Algonquin, IL 60102

PE PROJECT NO: 77550

PERKINS — EASTMAN
209 S LaSalle Street, Suite 400
Chicago, IL 60604
T: +1 312 755 1200
F: +1 312 755 1155



State of Illinois

JB PRITZKER, GOVERNOR
Illinois Capital Development Board

SHEET TITLE:
THIRD FLOOR FIRE ALARM PLAN - AREA D

PROJECT:
NEW NURSING HOME & DOMICILIARY
ILLINOIS VETERANS' HOME QUINCY
1707 NORTH 12 STREET
QUINCY, ADAMS COUNTY, ILLINOIS 62301

PROJECT NO.
040-010-115


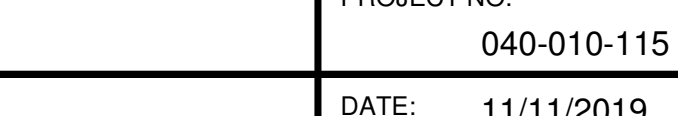
DATE:
11/11/2019

SHEET NO.
L-E303D

VOLUME:
VOLUME 3 OF 4



1 THIRD FLOOR FIRE ALARM PLAN - AREA E
1/8" = 1'-0"
0' 4' 8' 16' 24'
SCALE: 1/8" = 1'-0"

NO. DATE ISSUE 1 1/13/2020 AMENDMENT 3	ISSUED FOR BRIDGING NOT FOR CONSTRUCTION	CIVIL / SITE: DAVID MASON + ASSOCIATES 464 N Milwaukee Avenue Chicago, IL 60654	STRUCTURAL: DAVID MASON + ASSOCIATES 464 N Milwaukee Avenue Chicago, IL 60654	ELECTRICAL: WEBB ENGINEERING SERVICES INC 1400 S 3rd Street Suite 201 St Louis, MO 63104	FOOD & LAUNDRY SERVICE: FOOD FACILITIES CONCEPTS, INC 110 Washington Avenue Suite 302 Carnegie, PA 15106	HISTORIC PRESERVATION: HP2S 213 W Institute Place Suite 502 Chicago, IL 60610	PE PROJECT No: 77550	<p>KEY PLAN:</p> 	<p>State of Illinois</p> <p>JB PRITZKER, GOVERNOR</p> <p>Illinois Capital Development Board</p> 	SHEET TITLE: THIRD FLOOR FIRE ALARM PLAN - AREA E	PROJECT NO: 040-010-115
	Note: Design-Build Entity shall obtain and verify all dimensions and conditions at job site and be fully responsible for the same. Bridging drawings and narratives are provided for design intent. The design-build entity is responsible for the full design of a project that adheres to all, scope requirements, codes, state and federal regulations and guidelines	LANDSCAPE: HITCHCOCK DESIGN GROUP 22 E Chicago Avenue Suite 200A Naperville, IL 60540	HEATING, VENTILATION, PLUMBING & FIRE PROTECTION: BRIC PARTNERSHIP, LLC 100 E Washington Street Suite 220 Belleville, IL 62220	TECH. DATA, & SECURITY: SHEN MILSOM & WILKE 2 N Riverside Plaza Suite 1460 Chicago, IL 60606	GEOTECH & ENVIRONMENT: GSG CONSULTANTS, INC 1350 Vanburen Chicago, IL 60612	REMEDIATION DESIGN: TROPICAL ENVIRONMENTAL, INC 1350 Chase Street Algonquin, IL 60110	PERKINS — EASTMAN 209 S LaSalle Street, Suite 400 Chicago, IL 60604 T: +1 312 755 1200 F: +1 312 755 1155			PROJECT: NEW NURSING HOME & DOMICILIARY ILLINOIS VETERANS' HOME QUINCY 1707 NORTH 12 STREET QUINCY, ADAMS COUNTY, ILLINOIS 62301	DATE: 11/11/2019
										SHEET NO. L-E303E	
										VOLUME: VOLUME 3 OF 4	



NO.	DATE	ISSUE
1	1/13/2020	AMENDMENT 3

ISSUED FOR BRIDGING
NOT FOR CONSTRUCTION

Note: Design-Build Entity shall obtain and verify all dimensions and conditions at job site and be fully responsible for the same. Bridging drawings and narratives are provided for design intent. The design-build entity is responsible for the full design of a project that adheres to all, scope requirements, codes, state and federal regulations and guidelines.

CIVIL / SITE:
DAVID MASON + ASSOCIATES
464 N Milwaukee Avenue
Chicago, IL 60654

LANDSCAPE:
HITCHCOCK DESIGN GROUP
22 E Chicago Avenue
Suite 200A
Naperville, IL 60564

STRUCTURAL:
DAVID MASON + ASSOCIATES
464 N Milwaukee Avenue
Chicago, IL 60654

HEATING, VENTILATION,
PLUMBING & FIRE PROTECTION:
BRIC PARTNERSHIP, LLC
100 E Washington Street
Suite 220
Belleville, IL 62220

ELECTRICAL:
WEBB ENGINEERING SERVICES INC
1400 S 3rd Street
Suite 201
St Louis, MO 63104

TECH, DATA, & SECURITY:
SHEN MILSOM & WILKE
Suite 1460
Chicago, IL 60606

FOOD & LAUNDRY SERVICE:
FOOD FACILITIES CONCEPTS, INC
110 Washington Avenue
Suite 302
Carnegie, PA 15106

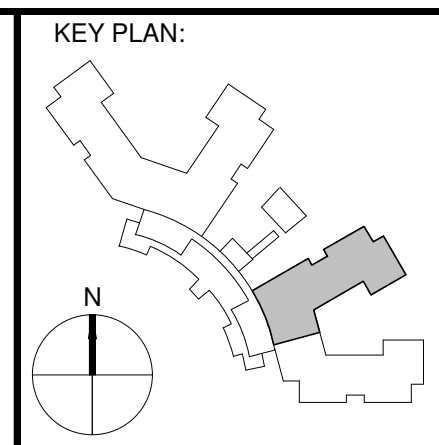
GEOTECH & ENVIRONMENT:
GSG CONSULTANTS, INC
2942 W VanBuren
Chicago, IL 60612


HISTORIC PRESERVATION:
HP2S
213 W Institute Place
Suite 502
Chicago, IL 60610

REMEDITATION DESIGN:
TROPICAL ENVIRONMENTAL, INC
1350 Chase Street
Algonquin, IL 60110

PE PROJECT NO: 77550

PERKINS — EASTMAN
209 S LaSalle Street, Suite 400
Chicago, IL 60604
T: +1 312 755 1200
F: +1 312 755 1155





State of Illinois

JB PRITZKER, GOVERNOR

Illinois Capital Development Board

SHEET TITLE:
FOURTH FLOOR FIRE ALARM PLAN - AREA B

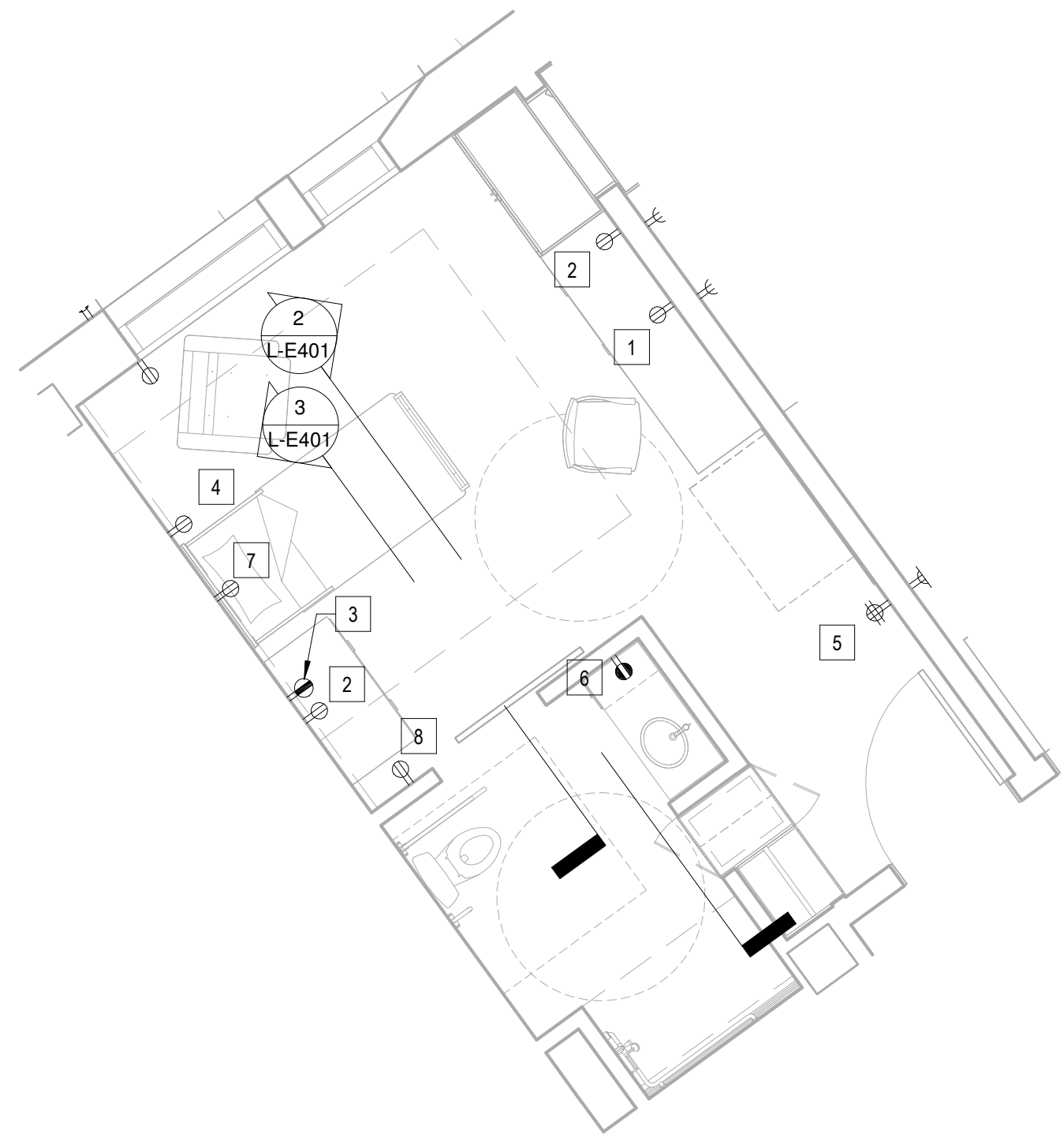
PROJECT:
NEW NURSING HOME & DOMICILIARY
ILLINOIS VETERANS' HOME QUINCY
1707 NORTH 12 STREET
QUINCY, ADAMS COUNTY, ILLINOIS 62301

PROJECT NO.
040-010-115

DATE:
11/11/2019

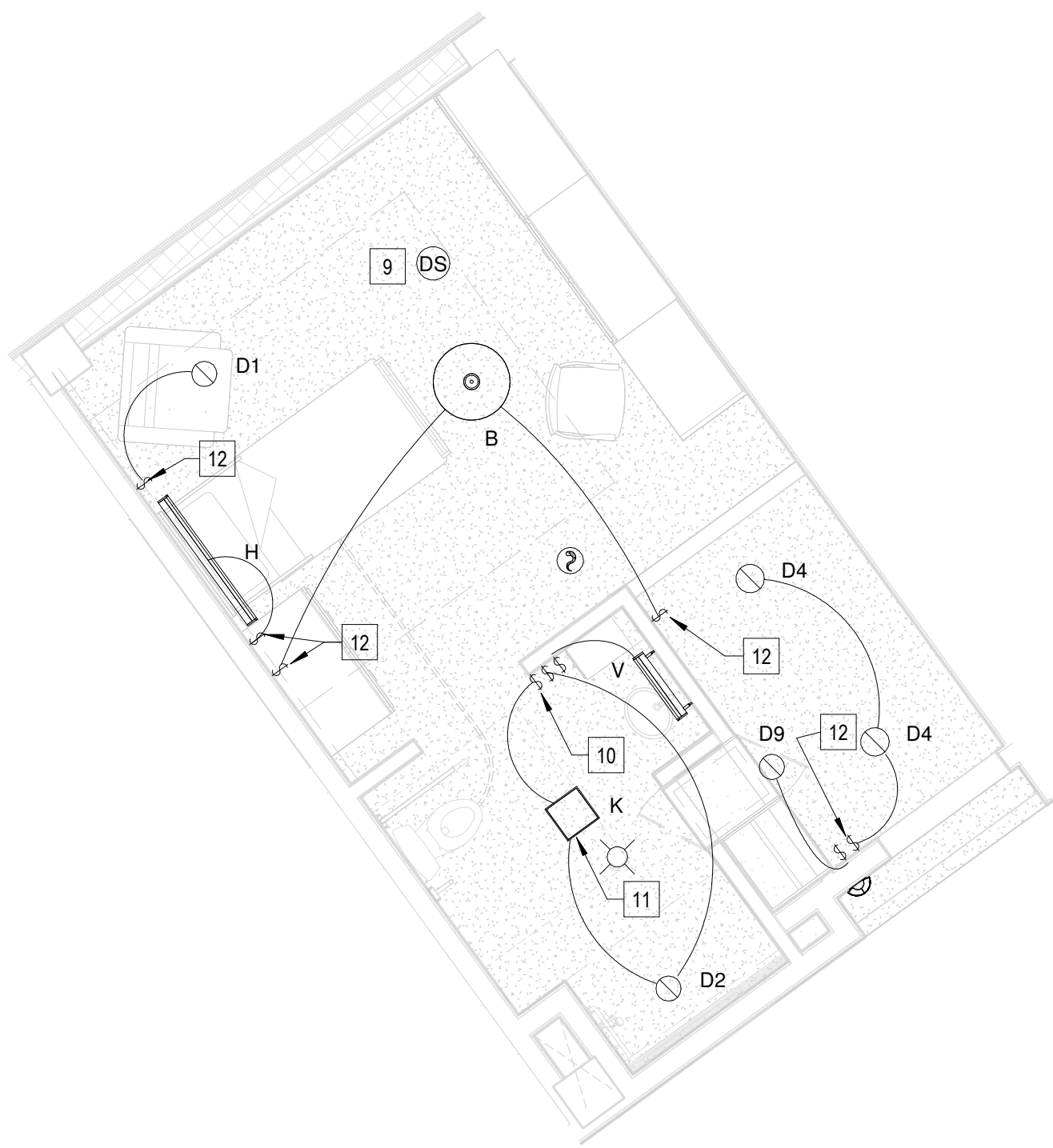
SHEET NO.
L-E304B

VOLUME:
VOLUME 3 OF 4



1
L-E401
ENLARGE TYPICAL PATIENT ROOM - POWER PLAN
1/4" = 1'-0"

0' 2' 4' 8' 12'
SCALE : 1/4" = 1'-0"



4
L-E401
ENLARGE TYPICAL PATIENT ROOM - LIGHTING PLAN
1/4" = 1'-0"

0' 2' 4' 8' 12'
SCALE : 1/4" = 1'-0"

KEYED NOTES

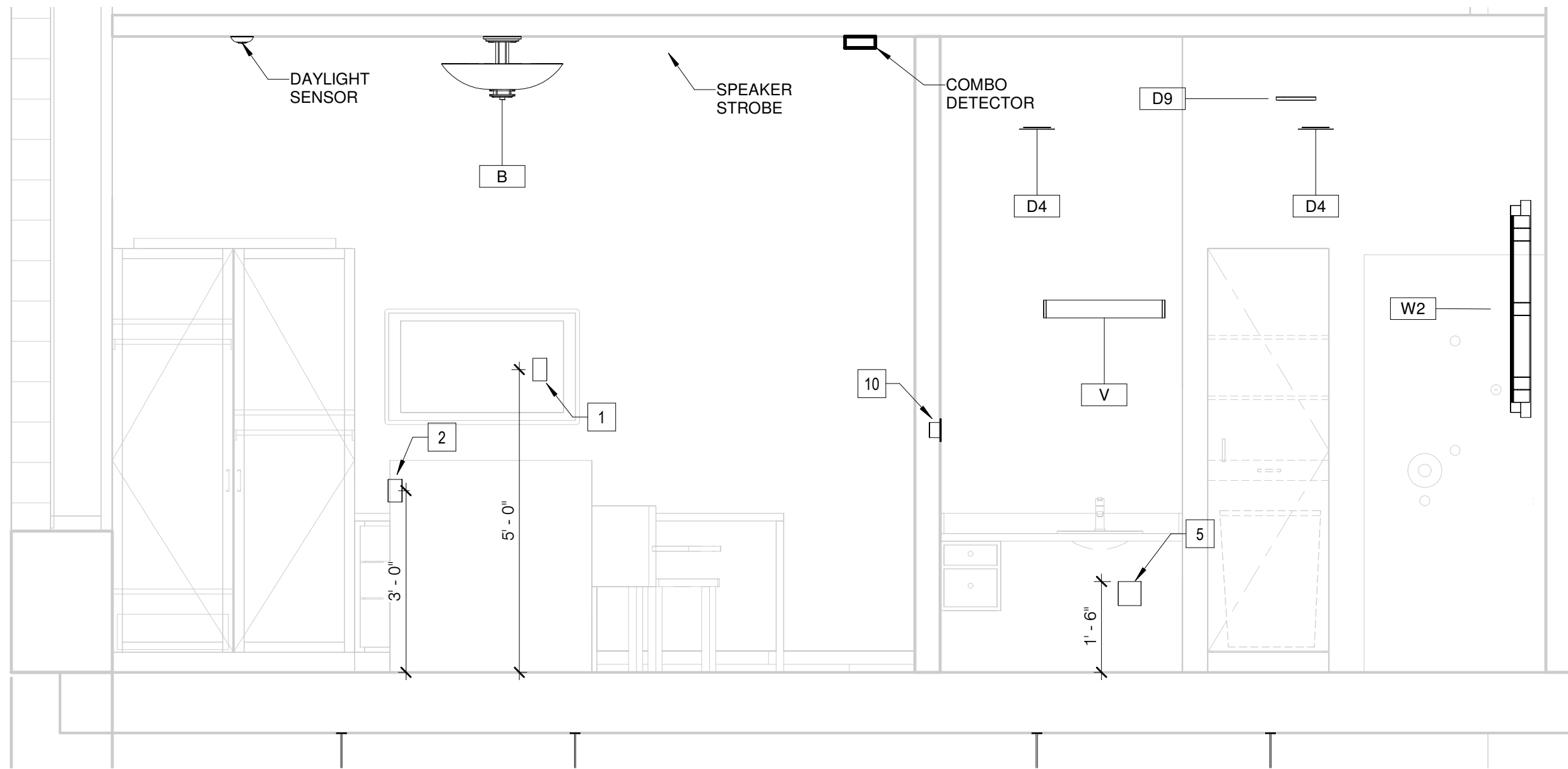
(THIS SHEET ONLY)

- TV OUTLET AT 60" AFF. NEED TO COORDINATE WITH IT/DATA DWGS FOR ROUGH-IN REQUIREMENT AT THIS LOCATION.
- DUPLEX OUTLET AT 36" AFF. NEED TO COORDINATE WITH IT/DATA DWGS FOR ROUGH-IN REQUIREMENT AT THIS LOCATION.
- EMERGENCY DUPLEX OUTLET AT 36" AFF.
- NORMAL POWER DUPLEX OUTLET AT 24" AFF.
- QUAD OUTLET AT 18" AFF.
- GFCI DUPLEX OUTLET AT 48" AFF.
- DUPLEX OUTLET AT 18" AFF FOR BED POWER. PROVIDE GROUNDING TO BED AS PER NEC.
- PATIENT LIFT DUPLEX OUTLET AT 48" AFF.
- DAYLIGHT SENSOR SHALL CONTROL FIXTURE D1, B AND H.
- ONE WALL TYPE OCCUPANCY SANSOR SWITCH SHALL BE PROVIDED IN BATHROOM. OTHER SWITCHES SHALL BE ON/OFF TYPE. OCCUPANCY SENSOR WILL CONTROL ALL THE LIGHTS IN THE AREA. ONLY K LIGHT WILL TURN ON DURING OCCUPANCY MODE. ALL LIGHTS SHALL BE TURNED OFF IN VACANCY MODE, INCLUDING THE K TYPE HEATED FAN.
- K TYPE FAN SHALL BE TIED UP WITH D2 LIGHT SWITCH. SHALL ONLY WORK WHEN D2 LIGHT SWITCH IS ON. RECOMMENDED TO HAVE THESE LIGHTS FROM SAME MANUFACTURER IN ORDER TO WORK SMOOTHLY.
- SWITCH SHALL BE ON/OFF RASIE LOWER TYPE.

GENERAL NOTES

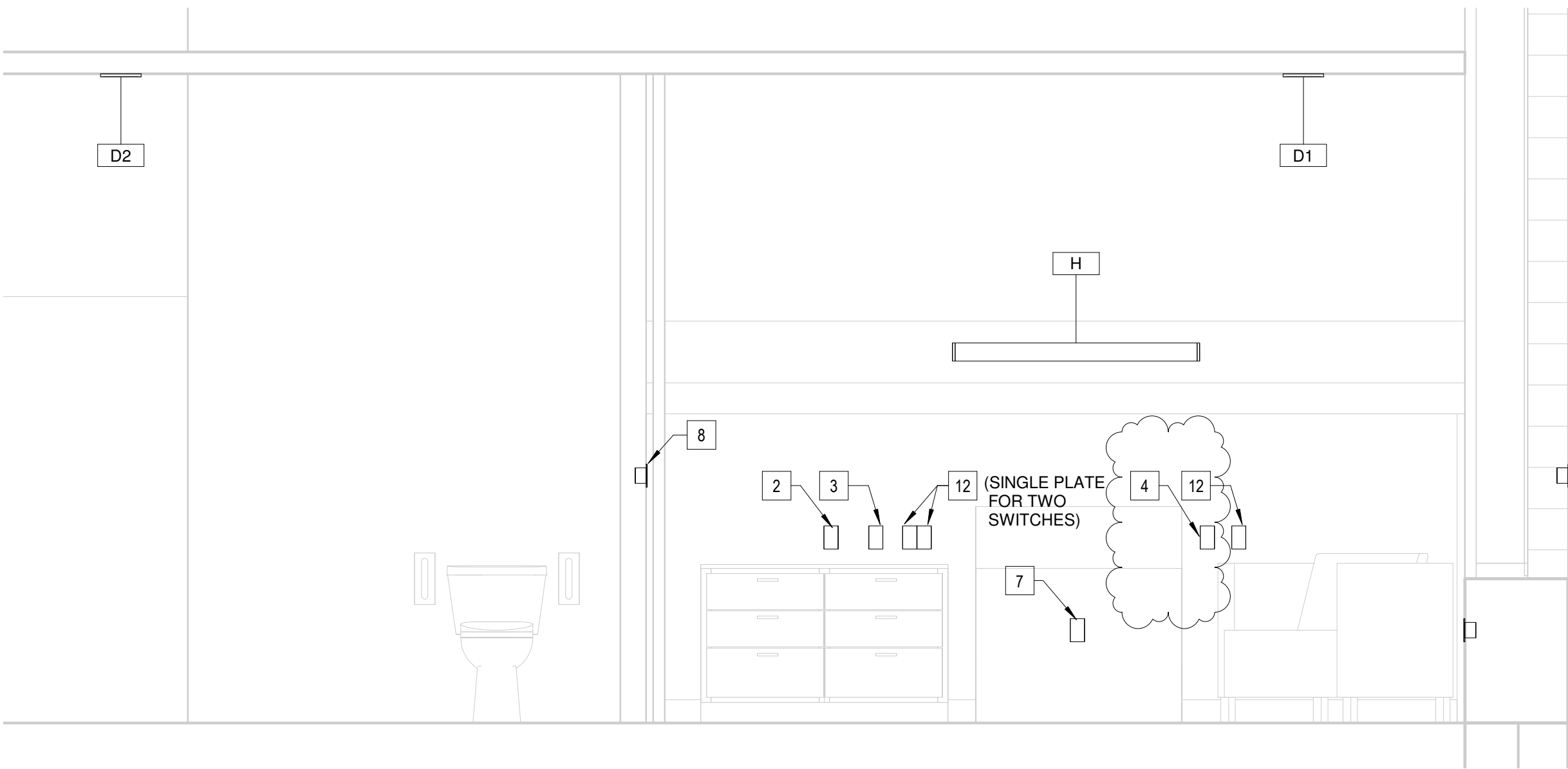
(THIS SHEET ONLY)

- COORDINATE EXACT LOCATION AND HEIGHT OF OUTLETS, SENSOR, FIRE ALARM DEVICES AND LIGHT SWITCHES WITH OWNER. SENSORS SHALL BE PLACED ACCORDINAGLY FOR OPTIMIZED AND DESIRED PERFORMANCE.
- COORDINATE ROUGH IN REQUIREMENTS OF DATA/TELEPHONE/NURSE CALL SYSTEM/MOTORISED WINDOW/CASE WORK IN PATIENT ROOM AND BATHROOM.
- ALL THE SWITCHES IN PATIENT ROOM AREA SHALL BE ON/OFF RAISE LOWER TYPE WITH MARKING OR LABELLING IN ORDER TO UNDERSTAND THE FUNCTION OF EACH BUTTON. SWITCH FOR S TYPE LIGHT SHALL BE ON/OFF TYPE.
- D1, H AND B TYPE LIGHTS SHALL HAVE TUNABLE COLOR TEMPERATURE CAPABILITY. COLOR SHALL BE CONTROLLED AS PER COLOR SCHEDULE. CENTRALISED CONTROL SHALL BE PROVIDED AT NURSE LOCATION IN ORDER TO CHANGE THE COLOR TEMPERATURE AGAINST THE COLOR SCHEDULE AS PER RESIDENT DEMAND.



2
L-E401
PATIENT ROOM FRONT WALL SECTION
1/2" = 1'-0"

0' 1' 2' 4' 6'
SCALE : 1/2" = 1'-0"



3
L-E401
PATIENT ROOM HEADWALL SECTION
1/2" = 1'-0"

0' 1' 2' 4' 6'
SCALE : 1/2" = 1'-0"

NO. DATE ISSUE

1 1/13/2020 AMENDMENT 3

ISSUED FOR BRIDGING NOT FOR CONSTRUCTION

Note: Design-Build Entity shall obtain and verify all dimensions and conditions at job site and be fully responsible for the same. Bridging drawings and narratives are provided for design intent. The design-Build entity is responsible for the full design of a project that adheres to all, scope requirements, codes, state and federal regulations and guidelines

CIVIL / SITE:
DAVID MASON + ASSOCIATES
464 N Milwaukee Avenue
Chicago, IL 60654

STRUCTURAL:
DAVID MASON + ASSOCIATES
464 N Milwaukee Avenue
Chicago, IL 60654

ELECTRICAL:
WEBB ENGINEERING SERVICES INC
1400 S 3rd Street
Suite 201
St Louis, MO 63104

FOOD & LAUNDRY SERVICE:
FOOD FACILITIES CONCEPTS, INC
110 Washington Avenue
Suite 502
Carnegie, PA 15106

HISTORIC PRESERVATION:
HP2S
213 W Institute Place
Suite 502
Chicago, IL 60610

PE PROJECT No: 77550

PERKINS EASTMAN

209 S LaSalle Street, Suite 400
Chicago, IL 60604
T: +1 312 755 1200
F: +1 312 755 1155

KEY PLAN:



State of Illinois

JB PRITZKER, GOVERNOR
Illinois Capital Development Board

SHEET TITLE:
TYPICAL POWER AND LIGHTING

PROJECT:
NEW NURSING HOME & DOMICILIARY

ILLINOIS VETERANS' HOME QUINCY
1707 NORTH 12 STREET
QUINCY, ADAMS COUNTY, ILLINOIS 62301

PROJECT NO.
040-010-115

DATE:
11/11/2019

SHEET NO.

L-E401

VOLUME: VOLUME 3 OF 4

Electrical Equipment Schedule					
Panel Name	Max #1 Pole Breakers	Mains	Electrical Data	Level	Location
ATS-EQ		1600 A	480 V/3-0 VA	Basement	EMERGENCY SWITCH ROOM E038
ATS-LS		800 A	480 V/3-0 VA	Basement	EMERGENCY SWITCH ROOM E038
DP-1		1000 A	480 V/3-0 VA	Basement	ELECTRICAL ROOM E035
DP-1A	54	1000 A	208 V/3-0 VA	Basement	ELECTRICAL ROOM E035
DP-2		1000 A	480 V/3-0 VA	Basement	ELECTRICAL ROOM C034
DP-2A	84	1000 A	208 V/3-0 VA	Basement	ELECTRICAL ROOM C034
DP-EQ-1		2000 A	480 V/3-0 VA	Basement	EMERGENCY SWITCH ROOM E038
DP-EQ-1A	54	600 A	208 V/3-0 VA	Basement	EMERGENCY SWITCH ROOM E038
DP-EQ-2		1000 A	480 V/3-0 VA	Basement	TRASH HOLDING C035
DP-EQ-2A	84	600 A	208 V/3-0 VA	Basement	TRASH HOLDING C035
DP-LS-1		800 A	480 V/3-0 VA	Basement	EMERGENCY SWITCH ROOM E038
DP-LS-1A	42	600 A	208 V/3-0 VA	Basement	EMERGENCY SWITCH ROOM E038
DP-LS-2		400 A	480 V/3-0 VA	Basement	TRASH HOLDING C035
DP-LS-2A	84	600 A	208 V/3-0 VA	Basement	TRASH HOLDING C035
EQ-LP-20D1	42	125 A	480 V/3-0 VA	Basement	MAINTENANCE SHOP D039
EQ-LP-21A1	42	125 A	480 V/3-0 VA	Level 1	ELEC. A140
EQ-LP-21B1	42	125 A	480 V/3-0 VA	Level 1	ELEC. B140
EQ-LP-21C1	42	125 A	480 V/3-0 VA	Level 1	ELEC. CLOSET B154
EQ-LP-21C2	42	125 A	480 V/3-0 VA	Level 1	ELEC. CLOSET D158
EQ-LP-21D1	42	125 A	480 V/3-0 VA	Level 1	ELEC. D143
EQ-LP-21E1	42	125 A	480 V/3-0 VA	Level 1	ELEC. E139
EQ-LP-22C1	42	125 A	480 V/3-0 VA	Level 2	ELEC. ROOM B258
EQ-LP-22C2	42	125 A	480 V/3-0 VA	Level 2	ELEC. CLOSET D259
EQ-LP-22D1	42	125 A	480 V/3-0 VA	Level 2	ELEC. D244
EQ-LP-22E1	42	100 A	480 V/3-0 VA	Level 2	ELEC. E239
EQ-LP-23A1	42	125 A	480 V/3-0 VA	Level 3	ELEC. A340
EQ-LP-23B1	42	125 A	480 V/3-0 VA	Level 3	ELEC. B343
EQ-LP-23C1	42	125 A	480 V/3-0 VA	Level 3	ELEC. CLOSET B358
EQ-LP-23C2	42	125 A	480 V/3-0 VA	Level 3	ELEC. CLOSET D359
EQ-LP-23D1	42	125 A	480 V/3-0 VA	Level 3	ELEC. D344
EQ-LP-23E1	42	125 A	480 V/3-0 VA	Level 3	ELEC. E339
EQ-LP-24A1	42	125 A	480 V/3-0 VA	Level 4	ELEC. A439
EQ-LP-24B1	42	125 A	480 V/3-0 VA	Level 4	ELEC. B443
EQ-LP-24C1	42	125 A	480 V/3-0 VA	Level 4	ELEC. CLOSET B458
EQ-PP-20E1	84	800 A	480 V/3-0 VA	Basement	EMERGENCY SWITCH ROOM E038
EQ-RP-10D1	84	225 A	208 V/3-0 VA	Basement	MAINTENANCE SHOP D039
EQ-RP-10E1	84	225 A	208 V/3-0 VA	Basement	EMERGENCY SWITCH ROOM E038
EQ-RP-11A1	84	225 A	208 V/3-0 VA	Level 1	ELEC. A140
EQ-RP-11B1	84	225 A	208 V/3-0 VA	Level 1	ELEC. B140
EQ-RP-11C1	84	225 A	208 V/3-0 VA	Level 1	ELEC. CLOSET B154
EQ-RP-11C2	84	225 A	208 V/3-0 VA	Level 1	ELEC. CLOSET D158
EQ-RP-11E1	84	225 A	208 V/3-0 VA	Level 1	ELEC. E139
EQ-RP-12A1	84	225 A	208 V/3-0 VA	Level 2	ELEC. A240
EQ-RP-12B1	84	225 A	208 V/3-0 VA	Level 2	ELEC. B243
EQ-RP-12C1	84	225 A	208 V/3-0 VA	Level 2	ELEC. ROOM B258
EQ-RP-12C2	84	225 A	208 V/3-0 VA	Level 2	ELEC. CLOSET D259
EQ-RP-12D1	84	225 A	208 V/3-0 VA	Level 2	ELEC. D244

Electrical Equipment Schedule					
Panel Name	Max #1 Pole Breakers	Mains	Electrical Data	Level	Location
EQ-RP-12E1	84	225 A	208 V/3-0 VA	Level 2	ELEC. E239
EQ-RP-13A1	84	225 A	208 V/3-0 VA	Level 3	ELEC. A340
EQ-RP-13B1	84	225 A	208 V/3-0 VA	Level 3	ELEC. B343
EQ-RP-13C1	84	225 A	208 V/3-0 VA	Level 3	ELEC. CLOSET B358
EQ-RP-13C2	84	225 A	208 V/3-0 VA	Level 3	ELEC. CLOSET D359
EQ-RP-13D1	84	225 A	208 V/3-0 VA	Level 3	ELEC. D344
EQ-RP-13E1	84	225 A	208 V/3-0 VA	Level 3	ELEC. E339
EQ-RP-14A1	84	225 A	208 V/3-0 VA	Level 4	ELEC. A439
EQ-RP-14B1	84	225 A	208 V/3-0 VA	Level 4	ELEC. B443
EQ-RP-14C1	84	225 A	208 V/3-0 VA	Level 4	ELEC. CLOSET B458
EQ-RP-21D1	84	225 A	208 V/3-0 VA	Level 1	ELEC. D143
IT-10C1	30	100 A	208 V/3-0 VA	Basement	MAIN IT C032
IT-10E1	30	100 A	208 V/3-0 VA	Basement	MAIN IT E034
IT-11C1	30	100 A	208 V/3-0 VA	Level 1	IT B132
IT-11C2	30	100 A	208 V/3-0 VA	Level 1	IT C106
IT-12C1	30	100 A	208 V/3-0 VA	Level 2	IT B231
IT-12C2	30	100 A	208 V/3-0 VA	Level 2	IT D233
IT-13C1	30	100 A	208 V/3-0 VA	Level 3	IT B333
IT-13C2	30	100 A	208 V/3-0 VA	Level 3	IT D332
IT-14C1	30	100 A	208 V/3-0 VA	Level 4	IT B431
KP-11C1	84	225 A	208 V/3-0 VA	Level 1	ELEC. CLOSET B154
KP-11C2	84	225 A	208 V/3-0 VA	Level 1	ELEC. CLOSET D158
KP-12C1	84	225 A	208 V/3-0 VA	Level 2	ELEC. ROOM B258
KP-12C2	84	225 A	208 V/3-0 VA	Level 2	ELEC. CLOSET D259
KP-13C1	84	225 A	208 V/3-0 VA	Level 3	ELEC. CLOSET B358
KP-13C2	84	225 A	208 V/3-0 VA	Level 3	ELEC. CLOSET D359
KP-14C1	84	225 A	208 V/3-0 VA	Level 4	ELEC. CLOSET B458
KP-20E1	84	400 A	480 V/3-0 VA	Basement	MAIN KITCHEN E030
LAU-20D1	42	400 A	480 V/3-0 VA	Basement	LAUNDRY SOILED HOLDING D032
LS-LP-20A1	42	125 A	480 V/3-0 VA	Basement	TRASH HOLDING C035
LS-LP-20D1	42	125 A	480 V/3-0 VA	Basement	MAINTENANCE SHOP D039
LS-LP-20E1	42	125 A	480 V/3-0 VA	Basement	EMERGENCY SWITCH ROOM E038
LS-LP-21C1	42	125 A	480 V/3-0 VA	Level 1	ELEC. CLOSET B154
LS-LP-21C2	42	125 A	480 V/3-0 VA	Level 1	ELEC. CLOSET D158
LS-LP-22C1	42	125 A	480 V/3-0 VA	Level 2	ELEC. ROOM B258
LS-LP-22C2	42	125 A	480 V/3-0 VA	Level 2	ELEC. CLOSET D259
LS-LP-23C1	42	125 A	480 V/3-0 VA	Level 3	ELEC. CLOSET B358
LS-LP-23C2	42	125 A	480 V/3-0 VA	Level 3	ELEC. CLOSET D359
LS-LP-24C1	42	125 A	480 V/3-0 VA	Level 4	ELEC. CLOSET B458
LS-RP-10D1	42	225 A	208 V/3-0 VA	Basement	MAINTENANCE SHOP D039
LS-RP-11C1	84	225 A	208 V/3-0 VA	Level 1	ELEC. CLOSET B154
LS-RP-11C2	84	225 A	208 V/3-0 VA	Level 1	ELEC. CLOSET D158
LS-RP-12C1	84	225 A	208 V/3-0 VA	Level 2	ELEC. ROOM B258
LS-RP-12C2	84	225 A	208 V/3-0 VA	Level 2	ELEC. CLOSET D259
LS-RP-13C1	84	225 A	208 V/3-0 VA	Level 3	ELEC. CLOSET B358
LS-RP-13C2	84	225 A	208 V/3-0 VA	Level 3	ELEC. CLOSET D359
LS-RP-14C1	84	225 A	208 V/3-0 VA	Level 4	ELEC. CLOSET B458
LTC-MSG		3000 A	480 V/3-0 VA	Basement	ELECTRICAL ROOM E035

Electrical Equipment Schedule					
Panel Name	Max #1 Pole Breakers	Mains	Electrical Data	Level	Location
NP-LP-20D1	42	125 A	480 V/3-0 VA	Basement	MAINTENANCE SHOP D039
NP-LP-20E1	42	125 A	480 V/3-0 VA	Basement	ELECTRICAL ROOM E035
NP-LP-21A1	42	125 A	480 V/3-0 VA	Level 1	ELEC. A140
NP-LP-21B1	42	125 A	480 V/3-0 VA	Level 1	ELEC. B140
NP-LP-21C1	42	125 A	480 V/3-0 VA	Level 1	ELEC. CLOSET B154
NP-LP-21C2	42	125 A	480 V/3-0 VA	Level 1	ELEC. CLOSET D158
NP-LP-21D1	42	125 A	480 V/3-0 VA	Level 1	ELEC. D143
NP-LP-21E1	42	125 A	480 V/3-0 VA	Level 1	ELEC. E139
NP-LP-22C1	42	125 A	480 V/3-0 VA	Level 2	ELEC. ROOM B258
NP-LP-22C2	42	125 A	480 V/3-0 VA	Level 2	ELEC. CLOSET D259
NP-LP-22D1	42	125 A	480 V/3-0 VA	Level 2	ELEC. D244
NP-LP-22E1	42	125 A	480 V/3-0 VA	Level 2	ELEC. E239
NP-LP-23A1	42	125 A	480 V/3-0 VA	Level 3	ELEC. A340
NP-LP-23B1	42	125 A	480 V/3-0 VA	Level 3	ELEC. B343
NP-LP-23C1	42	125 A	480 V/3-0 VA	Level 3	ELEC. CLOSET B358
NP-LP-23C2	42	125 A	480 V/3-0 VA	Level 3	ELEC. CLOSET D359
NP-LP-23D1	42	125 A	480 V/3-0 VA	Level 3	ELEC. D344
NP-LP-23E1	42	125 A	480 V/3-0 VA	Level 3	ELEC. E339
NP-LP-24A1	42	125 A	480 V/3-0 VA	Level 4	ELEC. A439
NP-LP-24B1	42	125 A	480 V/3-0 VA	Level 4	ELEC. B443
NP-LP-24C1	42	125 A	480 V/3-0 VA	Level 4	ELEC. CLOSET B458
NP-RP-10A1	42	125 A	208 V/3-0 VA	Basement	ELECTRICAL ROOM C034
NP-RP-10D1	84	225 A	208 V/3-0 VA	Basement	LAUNDRY SOILED HOLDING D032
NP-RP-10D2	84	225 A	208 V/3-0 VA	Basement	MAINTENANCE SHOP D039
NP-RP-10E1	84	225 A	208 V/3-0 VA	Basement	MAIN KITCHEN E030
NP-RP-10E2	84	225 A	208 V/3-0 VA	Basement	ELECTRICAL ROOM E035
NP-RP-11A1	84	225 A	208 V/3-0 VA	Level 1	ELEC. A140
NP-RP-11B1	84	225 A	208 V/3-0 VA	Level 1	ELEC. B140
NP-RP-11C1	84	225 A	208 V/3-0 VA	Level 1	ELEC. CLOSET B154
NP-RP-11C2	84	225 A	208 V/3-0 VA	Level 1	ELEC. CLOSET D158
NP-RP-11D1	84	225 A	208 V/3-0 VA	Level 1	ELEC. D143
NP-RP-11E1	84	225 A	208 V/3-0 VA	Level 1	ELEC. E139
NP-RP-12A1	84	225 A	208 V/3-0 VA	Level 2	ELEC. A240
NP-RP-12B1	84	225 A	208 V/3-0 VA	Level 2	ELEC. B243
NP-RP-12C1	84	225 A	208 V/3-0 VA	Level 2	ELEC. ROOM B258
NP-RP-12C2	84	225 A	208 V/3-0 VA	Level 2	ELEC. CLOSET D259
NP-RP-12D1	84	225 A	208 V/3-0 VA	Level 2	ELEC. D244
NP-RP-12E1	84	225 A	208 V/3-0 VA	Level 2	ELEC. E239
NP-RP-13A1	84	225 A	208 V/3-0 VA	Level 3	ELEC. A340
NP-RP-13B1	84	225 A	208 V/3-0 VA	Level 3	ELEC. B343
NP-RP-13C1	84	225 A	208 V/3-0 VA	Level 3	ELEC. CLOSET B358
NP-RP-13C2	84	225 A	208 V/3-0 VA	Level 3	ELEC. CLOSET D359
NP-RP-13D1	84	225 A	208 V/3-0 VA	Level 3	ELEC. D344
NP-RP-13E1	84	225 A	208 V/3-0 VA	Level 3	ELEC. E339
NP-RP-14A1	84	225 A	208 V/3-0 VA	Level 4	ELEC. A439
NP-RP-14B1	84	225 A	208 V/3-0 VA	Level 4	ELEC. B443
NP-RP-14C1	84	225 A	208 V/3-0 VA	Level 4	ELEC. CLOSET B458
PP-20E1	42	400 A	480 V/3-0 VA	Basement	ELECTRICAL ROOM E035
SITE LIGHTING	42	125 A	480 V/3-0 VA	Basement	

Lighting Fixture Schedule			
Type Mark	Type	Lumens per Lamp	Lamp
A	EXTERIOR LED		LED
B	CEILING SURFACE DECORATIVE TUNABLE-RESIDENT UNIT		LED
C1	2X4 RECESSED		LED
C3	2X4 RECESSED PANTRY		LED
D1	DOWNLIGHT TUNABLE		LED
D2	SHOWER WET RATED		LED
D3	DOWNLIGHT BATHROOM		LED
D4	DOWNLIGHT CORRIDOR		LED
D5	CEILING SURFACE MOUNT DECORATIVE CORRIDOR		LED
D6	DOWNLIGHT MAIN ENTRY DECORATIVE		LED
D7	DOWNLIGHT BARBER ANTI GLARE LENS		LED
D8	DOWNLIGHT KITCHEN		LED
D9	DOWNLIGHT 4" PUCK LIGHT		LED
D10	DOWNLIGHT SQUARE		LED
D11	DOWNLIGHT WALL WASHER-ADJUSTABLE TRIM		LED
H	HEADWALL TUNABLE		LED
K	HEAT FAN WITH LED		LED
M	SUSPENDED DUST PROOF		LED
P1	PENDANT LIGHT RECEPTION		LED
P2	PENDANT LIGHT MAIN AREA		LED
P3	PENDANT LIGHT DINING		LED
P4	PENDANT LIGHT CLUSTER		LED
T	STAIR LIGHT		LED
V	VANITY		LED
W2	INTERIOR WALL SCONCE RESIDENT UNIT		LED
W3	OUTDOOR WALL SCONCE		LED
W4	DECORATIVE WALL SCONCE		LED
Y	SURFACE/SUSPENDED VAPOR TIGHT		LED

- LIGHTING SCHEDULE GENERAL NOTES**
- CATALOG AND/OR SERIES NUMBERS SHALL NOT BE CONSIDERED COMPLETE AND FIXTURE SHALL NOT ORDERED BY THE CONTRACTOR BY CATALOG AND/OR SERIES NUMBER ONLY. THE COMPLETE DESCRIPTION AND THE SPECIFICATION SHALL BE COORDINATED WITH THE SERIES AND/OR CATALOG NUMBER TO DETERMINE THE EXACT LIGHT FIXTURE AND ACCESSORIES TO BE ORDERED.
 - ALL FIXTURES ARE TO BE MULTI-VOLT 120/277 VOLTS UNLESS OTHERWISE NOTED.
 - PROVIDE LIGHTING FIXTURES IN ORDER TO FUNCTION WITH COMMON SENSORS, DIMMERS AND SWITCHES THROUGH THE PROJECT. PER SPECIFICATION SECTION 260943.
 - PROVIDE COLOR RENDERING INDEX (CRI) AT OR ABOVE 80, UNLESS OTHERWISE NOTED.
 - THE ELECTRICAL CONTRACTOR SHALL BE RESPONSIBLE FOR ENSURING COMPATIBILITY BETWEEN LIGHT FIXTURE TRIMS, GRID AND CEILING TYPES.
 - PROVIDE GYPSUM PLASTER FLANGE WHERE REQUIRED.
 - PROVIDE DLC OR ENERGY STAR RATED FIXTURES AND INDICATE RATING TYPE ON SHOP DRAWING SUBMITTALS.
 - LIGHTING FIXTURES SHALL BE RATED FOR LEED PROJECTS AND COMPLY WITH ALL THE LEED REQUIREMENTS.
 - ALL FIXTURE TO BE RATED FOR COMMERCIAL APPLICATION.
 - INTERIOR WALL SCONCE FOR RESIDENT UNIT TO INCLUDE SPACE FOR RESIDENT UNIT PLACARD.
 - P1, P2, AND P3 LIGHTS SHALL BE THREE DECORATIVE PENDANT WITH ADJUSTABLE STEMS. APPROPRIATELY CUSTOM SIZED TO FIT SCALE OF SPACES. ALL PENDANT SHALL BE OF VARYING SIZES AND INSTALLED AT VARYING HEIGHTS.

Switchboard: LTC-MSG

Location: ELECTRICAL ROOM E035

Supply From: Mounting: Enclosure:

Volts: 480/277 Wye

Phases: 3 Wires: 4

A.I.C. Rating: Mains Type: Mains Rating: 3000 A

MCB Rating:

Notes:

CKT	Circuit Description	# of Poles	Frame Size	Trip Rating	Load	Remarks
1	ATS-EQ	3	400 A	20 A	1339330 VA	
2	ATS-LS	3	400 A	20 A	0 VA	
3	DP-2	3	1000 A	1000 A	0 VA	
4	DP-1	3	1000 A	1000 A	20600 VA	
5	DOAS-F	3	400 A	150 A	85600 VA	
6	DOAS-E	3	400 A	150 A	85600 VA	
7	AHU-CD	3	400 A	500 A	85600 VA	
8	DOAS-G	3	400 A	150 A	20600 VA	
9	DOAS-D	3	400 A	150 A	85600 VA	
10	DOAS-C	3	400 A	150 A	85600 VA	
11	DOAS-H	3	400 A	150 A	85600 VA	
12	AHU-EF	3	500 A	500 A	85600 VA	
13						
14						
15						
16						
17						
18						
19						
20						
Total Conn. Load:					1979730 VA	
Total Amps:					2381 A	

Legend:

Load Classification	Connected Load	Demand Factor	Estimated Demand	Panel Totals
Power	1979730 VA	100.00%	1979730 VA	
				Total Conn. Load: 1979730 VA
				Total Est. Demand: 1979730 VA
				Total Conn. Current: 2381 A
				Total Est. Demand Current: 2381 A

Notes:

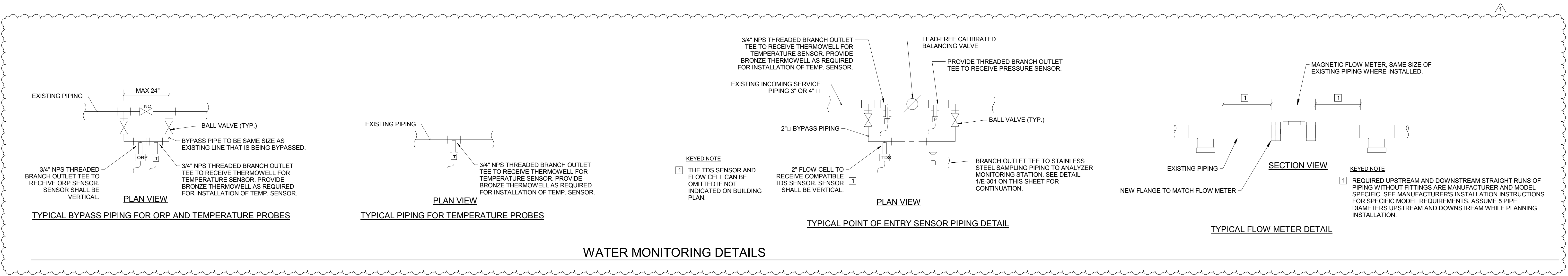
PLUMBING FIXTURE SCHEDULE														
PLAN MARK	DESCRIPTION	MANUFACTURER	MODEL	TRIM	DRAIN/TRAP	SUPPLIES	CARRIER	SEAT	CONNECTION SCHEDULE					NOTES
									HOT WATER	COLD WATER	TEMPERED WATER	SANITARY	VENT	
EW-C-1	HI-LO ELECTRIC WATER COOLER WITH BOTTLE FILLER - ADA COMPLIANT	ELKAY HALSEY TAYLOR OASIS	LZSTL8WSSP HTHB-HVGRN8BL PGVBEBFSL	-	2" DRAIN/TRAP	LOOSE KEY ANGLE STOP AND RISERS	REQUIRED	-	-	1/2"	-	1-1/2"	2"	
HB-1	HOSE BIBB	WOODFORD WATTS JAY R SMITH	24 560-10 SC8	-	-	-	-	-	-	3/4"	-	-	-	
LA-1	UNDERMOUNT, VITREOUS CHINA LAVATORY; MANUAL OPERATED - ADA COMPLIANT	KOHLER AMERICAN STANDARD TOTO	K-2210 0484 LT233	DELTA 564-MPU-DST MOEN S8000 GROHE 331700A	CHROME PLATED P-TRAP	LOOSE KEY ANGLE STOP AND RISERS	-	-	1/2"	1/2"	-	1-1/2"	2"	PROVIDE WITH ASSE 1070 MIXING VALVE AND ADA COMPLIANT INSULATION KIT; FAUCET WITH LAMINAR FLOW OUTLET
LA-2	UNDERMOUNT, VITREOUS CHINA LAVATORY; HARD WIRED SENSOR OPERATED - ADA COMPLIANT	KOHLER AMERICAN STANDARD TOTO	K-2210 0484 LT233	CHICAGO FAUCET E80-A11A SLOAN ETF-700 ZURN 26955	CHROME PLATED P-TRAP	LOOSE KEY ANGLE STOP AND RISERS	-	-	1/2"	1/2"	-	1-1/2"	2"	PROVIDE WITH ASSE 1070 MIXING VALVE AND ADA COMPLIANT INSULATION KIT
MB-1	FLOOR MOUNTED TERRAZO MOP BASIN	ACORN STERN-WILLIAMS FIAT	TSH SB-900 TSB100	DELTA-28T9 FIAT 830AA CHICAGO FAUCET 540-LD	3"DRAIN/TRAP	-	-	-	1/2"	1/2"	-	3"	2"	PROVIDE WITH CHECK VALVE ON SUPPLY
OB-1	RECESSED WALL BOX	SIOUX CHIEF IPS GUY GRAY	696-G1010MFS AB9700HA MB1H11B	-	-	1/4 TURN WITH WATER HAMMER ARRESTOR	-	-	-	1/2"	-	-	-	
SH-1	BARRIER-FREE ADA SHOWER, SHOWER VALVE AND HAND HELD SHOWER ADA COMPLIANT TRIM	TILE REDI SCHLUTER KBRS	RT3660CBBF-PVC -SOPC KERDI LTS WEDGE TILE-BASIN	POWERS E710 ACORN TYPE 8 SPEAKMAN CPV-TP	TRENCH FLOOR DRAIN/2"TRAP	-	-	-	1/2"	1/2"	-	2"	2"	PROVIDE WITH ASSE 1016 T/P COMPLIANT MIXING VALVE, ADA GRAB BARS, ADJUSTABLE HAND SPRAY W/ SS BRAIDED HOSE.
SK-1	COUNTER-MOUNTED, SINGLE BOWL, STAINLESS STEEL, DROP-IN SINK - ADA COMPLIANT	ELKAY JUST MOEN	LRAD151175 S-ADA-1517 EQUAL	DELTA 101-DST MOEN 7423 GROHE 31135000	CHROME PLATED P-TRAP	LOOSE KEY ANGLE STOP AND RISERS	-	-	1/2"	1/2"	-	1-1/2"	2"	PROVIDE WITH ASSE 1070 MIXING VALVE AND ADA COMPLIANT INSULATION KIT
SK-2	COUNTER-MOUNTED, DOUBLE BOWL, STAINLESS STEEL, DROP-IN SINK	ELKAY JUST MOEN	CR3321 EQUAL EQUAL	DELTA 4140-DST MOEN 67315 GROHE 33330	CHROME PLATED P-TRAP	LOOSE KEY ANGLE STOP AND RISERS	-	-	1/2"	1/2"	-	1-1/2"	2"	PROVIDE WITH ASSE 1070 MIXING VALVE
SK-3	STAND-ALONE, DOUBLE BOWL, STAINLESS STEEL SCULLERY SINK WITH SINGLE DRAINBOARD	ELKAY JUST EAGLE GROUP	SS8236L NSF-236-24L 412-16-2-24-L	CHICAGO FAUCET 1100-317 AMERICAN STANDARD 7502 MOEN 8278	CHROME PLATED P-TRAP	LOOSE KEY ANGLE STOP AND RISERS	-	-	1/2"	1/2"	-	1-1/2"	2"	PROVIDE WITH ASSE 1070 MIXING VALVE
SK-4	ADA ADJUSTABLE HEIGHT SALON SHAMPOO SINK	ADJUST-A-SINK COLLINS PURSANA	K-100 EQUAL EQUAL	INTEGRAL FAUCET W/ SPRAY HOSE, VACUUM BREAKER AND STRAINER BASKET	POLYETHYLENE HAIR TRAP	LOOSE KEY ANGLE STOP AND RISERS	-	-	1/2"	1/2"	-	1-1/2"	2"	PROVIDE WITH ASSE 1070 MIXING VALVE
SK-5	ADA SALON PEDICURE SOAKING SINK	MICHELE PELAFAS GULFSTREAM PSD	MPCH-2700 EQUAL EQUAL	INTEGRAL FAUCET W/ SPRAY HOSE, VACUUM BREAKER AND STRAINER BASKET	PVC ISLAND DRAIN	LOOSE KEY ANGLE STOP AND RISERS	-	-	1/2"	1/2"	-	1-1/2"	2"	PROVIDE WITH ASSE 1070 MIXING VALVE; COORDINATE POWER REQUIREMENTS WITH ELECTRICAL CONTRACTOR.
BT-1	BATHTUB - ADA COMPLIANT - WITH LIFT STATION	-	-	-	2" DRAIN/TRAP	-	-	-	1/2"	1/2"	-	2"	2"	FIXTURE TO BE COORDINATED WITH OWNER, PROVIDE WITH ASSE 1016 T/P MIXING VALVE
ESEW-1	EMERGENCY SHOWER/FACE WASH - BARRIER FREE	BRADLEY CORPORATION GUARDIAN HAWS	S19314BFSS GBF1909 8309WC	-	2" DRAIN/TRAP	-	-	-	-	-	1-1/4"	2"	2"	PROVIDE WITH ASSE 1069 EMERGENCY MIXING VALVE
UR-1	WALL MOUNTED VITREOUS CHINA - ADA COMPLIANT	SLOAN AMERICAN STANDARD KOHLER	SU-1009-STG 6590 K4991	SLOAN - ROYAL 186 ESS AMERICAN STANDARD 6061 ZURN ZEMS6003AV	INTEGRAL	-	REQUIRED	-	-	3/4"	-	2"	2"	
WC-1	FLOOR-MOUNTED VITREOUS CHINA - ADA COMPLIANT; PRESSURE ASSISTED FLUSH TANK	TOTO AMERICAN STANDARD KOHLER	CST454CEF 745AA101 K-25077	-	INTEGRAL	-	REQUIRED	BEMIS 7650T CHURCH 7650T CENTOCO 220	-	1/2"	-	4"	2"	
WC-2	WALL-MOUNTED VITREOUS CHINA - ADA COMPLIANT; HARD-WIRED SENSOR OPERATED TOILET	SLOAN AMERICAN STANDARD KOHLER	ST-2459 3351 K-4325	SLOAN - ROYAL 111-1.28-ESS AMERICAN STANDARD 6067 ZURN ZEMS6000AV	INTEGRAL	-	REQUIRED	BEMIS 1955CT CHURCH 95CT CENTOCO 300CCSS	-	1-1/4"	-	4"	2"	
WH-1	FREEZEPROOF EXPOSED	WOODFORD JAY R SMITH WATTS	67 HY42 5619	-	-	-	-	-	-	1/2"	-	-	-	
WB-1	RECESSED WASH MACHINE WALL BOX	OATEY IPS SIOUX CHIEF	38540 T200TPPVCHA 696G2313PF	-	-	1/4 TURN WITH WATER HAMMER ARRESTORS	-	-	1/2"	1/2"	-	2"	2"	

COMMON SYMBOLS & ABBREVIATIONS	
	NOT ALL SYMBOLS ARE USED FOR THIS PROJECT BRANCH CONNECTION, BOTTOM
	BRANCH CONNECTION, TOP
	ELBOW, TURNED DOWN
	ELBOW, TURNED UP
	SHUTOFF VALVE
	FLOOR DRAIN/SINK
	CALIBRATED BALANCING VALVE

PLUMBING SYMBOLS & ABBREVIATIONS	
	P-TRAP
	VENT PIPING
	CLEANOUT (CO)
	DOMESTIC COLD WATER PIPING (CW)
	DOMESTIC HOT WATER PIPING (HW)
	DOMESTIC HOT WATER RETURN PIPING (HWR)
	SANITARY PIPING

- PLUMBING GENERAL NOTES**
- 1 PIPING DRAWINGS ARE TO BE CONSIDERED SCHEMATIC AND ARE NOT INTENDED TO INDICATE ALL REQUIRED WORK.
 - 2 DUE TO THE LIMITED SPACE AVAILABLE FOR THE INSTALLATION OF ALL THE PLUMBING WORK, COORDINATION BETWEEN ALL OTHER TRADES IS OF THE UTMOST IMPORTANCE.
 - 3 CONTRACTOR SHALL BE RESPONSIBLE FOR ANY REVISIONS, TRANSITIONS, OFFSETS, ETC., TO AVOID DUCTWORK, PIPING, EQUIPMENT, OR STRUCTURE AND TO MAKE A COMPLETE AND FUNCTIONING SYSTEM.
 - 4 COORDINATE THE INSTALLATION OF ALL PIPING, VALVES, AND EQUIPMENT AND RELATED STRUCTURAL, MECHANICAL, ELECTRICAL, AND FIRE PROTECTION WORK.
 - 5 ALL FIXTURES AND PIPING SHALL BE SIZED, VENTED, TRAPPED AND INSTALLED IN ACCORDANCE WITH ILLINOIS PLUMBING CODE 2014 EDITION AND THE INTERNATIONAL BUILDING CODE 2015 EDITION.
 - 6 FURNISH AND INSTALL SUPPLY STOP SHUT-OFF VALVES ON ALL FIXTURE WATER SUPPLY LINES. FURNISH AND INSTALL WATER HAMMER ARRESTORS PER PDI WH201 AND AS INDICATED ON PLANS. INSTALL VALVES IN ACCESSIBLE LOCATIONS. IF LOCATION IS NOT READILY ACCESSIBLE, COORDINATE ACCESS PANEL REQUIREMENTS.
 - 7 ALL PIPING SHALL BE CONCEALED IN CHASE, WALL, CEILING, FLOORING, ETC. UNLESS OTHERWISE NOTED. PIPING SHOWN OUTSIDE OF WALL FOR CLARITY ONLY.
 - 8 FURNISH AND INSTALL CONCRETE EQUIPMENT PAD FOR ALL EQUIPMENT. PAD SHOULD BE A MINIMUM OF 4" THICK AND EXTEND 6" PAST EDGE OF EQUIPMENT IN ALL DIRECTIONS.
 - 9 CAULK ALL PIPING PENETRATIONS THROUGH WALLS TO MINIMIZE SOUND PENETRATIONS THROUGH WALLS.
 - 10 STARTING ELEVATION FOR SANITARY SEWER PIPING TO BE NOT LESS THAN 1'-6" BELOW FINISHED FLOOR UNLESS NOTED OTHERWISE.
 - 11 CORE DRILL AND SEAL ALL EXTERIOR WALL PENETRATIONS REQUIRED TO INSTALL WALL HYDRANTS (WH-1).
 - 12 PROJECT IS TO BE DESIGNED AND CONSTRUCTED TO LEED V4-V41BD+NC.
 - 13 FLOW METERS SHALL BE INSTALLED ON DOMESTIC WATER SUPPLY AND GAS SERVICE TO EACH BUILDING.
 - 14 FURNISH AND INSTALL SHUT OFF VALVES IN ALL DOMESTIC COLD WATER AND HOT WATER BRANCH PIPING TO PROVIDE ISOLATION TO EACH ROOM PER ILLINOIS PLUMBING CODE.
 - 15 FURNISH AND INSTALL COMPLETE WASTE/VENT SYSTEM PER I.L.P.C. EXTEND VENT STACKS THROUGH ROOF. ALL VENT THROUGH ROOF TERMINATIONS SHALL BE LOCATED A MINIMUM OF 12" FROM ANY AIR INTAKE.
 - 16 ALL GAS PIPING ON ROOF SHALL BE SUPPORTED WITH MANUFACTURED PIPE SUPPORTS TO PROVIDE A MINIMUM OF 3-1/2" CLEARANCE ABOVE ROOF.
 - 17 ALL GAS PIPING EXPOSED ON ROOF SHALL BE PRIMED AND PAINTED SAFETY YELLOW. ALL GAS PIPING EXPOSED ON SIDE OF BUILDING SHALL BE PRIMED AND PAINTED TO MATCH BUILDING. FINAL COLOR SELECTION BY ARCHITECT.
 - 18 PLANS INDICATE PRELIMINARY DESIGN. FINAL DESIGN SHALL BE BY DESIGN BUILD CONTRACTOR.
 - 19 PROVIDE HOT WATER RETURN SYSTEM TO MAINTAIN TEMPERATURE IN HOT WATER PIPING. SIZE CIRCULATION PUMP AND CALIBRATED BALANCING VALVES SET AT PROPER GPM TO MAINTAIN FLOW AND TEMPERATURE THROUGHOUT THE SYSTEM. SYSTEM SHALL BE BALANCED AT COMPLETION OF PROJECT.
 - 20 FINAL DESIGN MUST MEET ASHRAE 188 - LEGIONELLA REGULATORY REQUIREMENTS.
 - 21 CLEANOUTS SHALL BE PROVIDED AT THE END OF ALL WASTE MAINS, AND NOT MORE THAN 60 FEET APART IN DRAINAGE LINES OF 4 INCHES OR LESS AND NOT MORE THAN 100 FEET APART IN WASTE LINES OVER 4 INCHES TO 10 INCHES IN SIZE AND AT ALL CHANGES IN DIRECTION GREATER THAN 60 DEGREES AND EXTENDED TO FINISHED FLOOR LEVEL. A FULL SIZE CLEANOUT SHALL BE LOCATED WITHIN 5 FEET OF THE BUILDING FOUNDATION, INSIDE OR OUTSIDE, IN DIRECT LINE WITH THE BUILDING DRAIN AND SEWER.


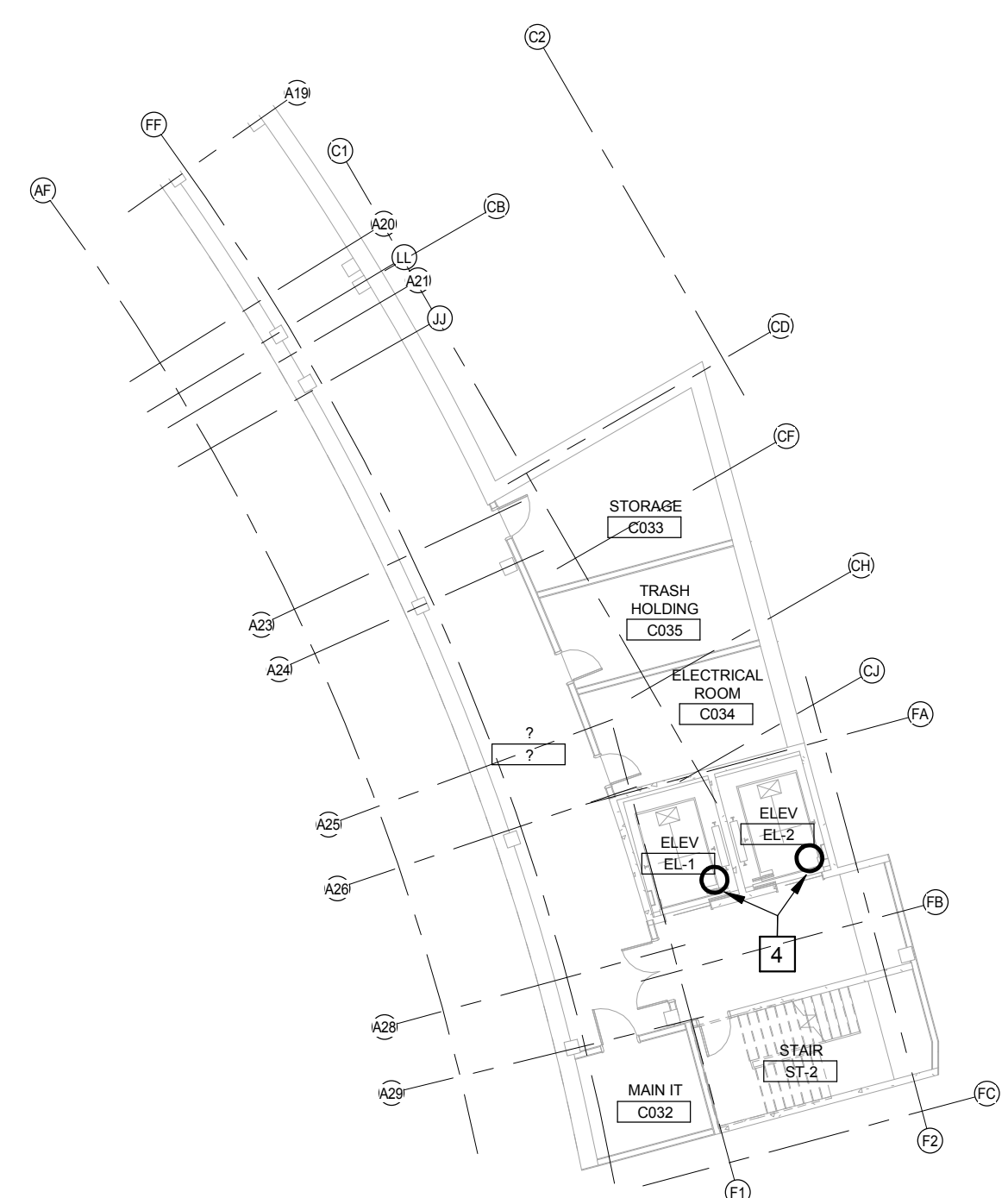
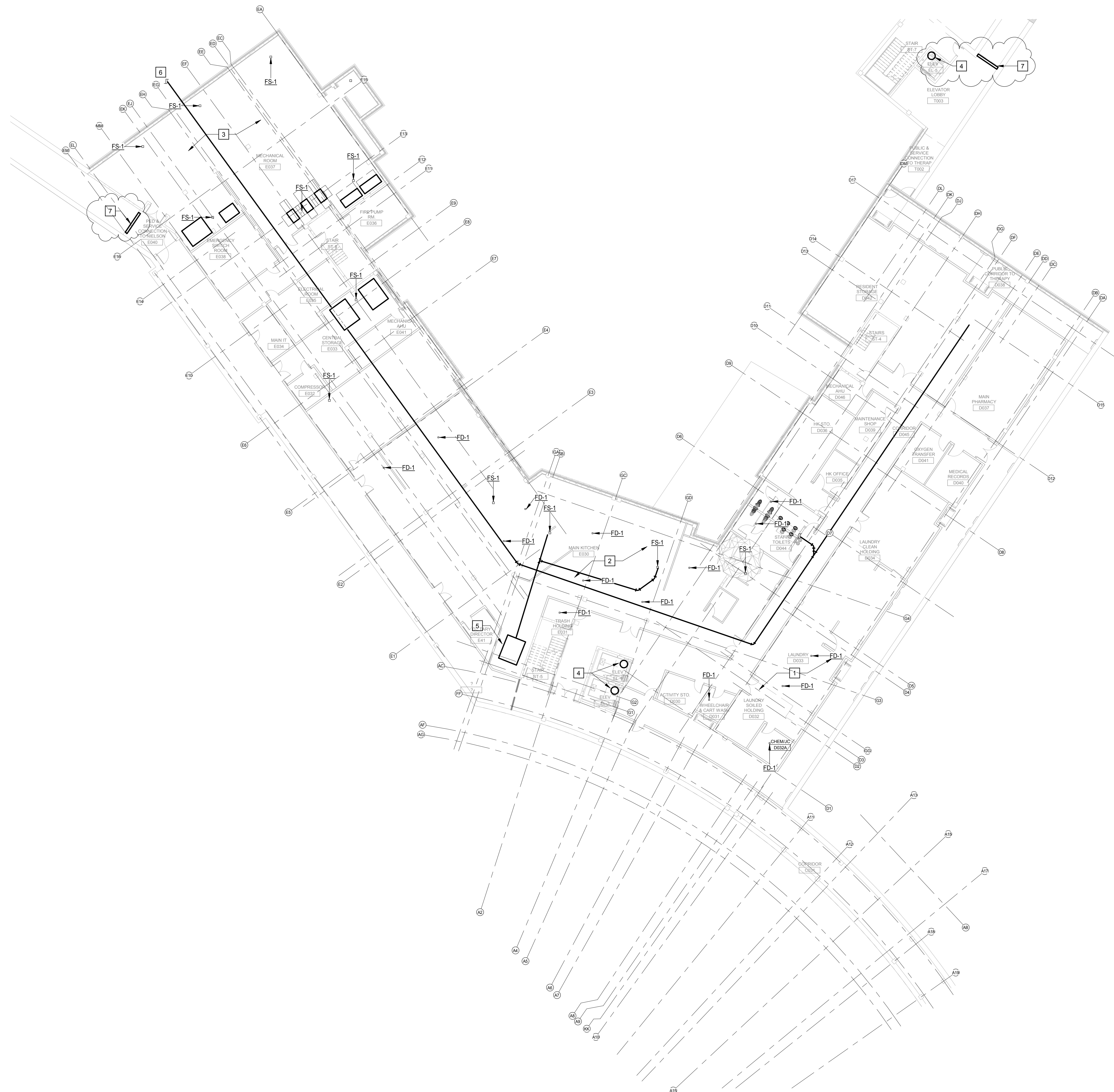
PLUMBING ABBREVIATIONS	
NOT ALL SYMBOLS ARE USED FOR THIS PROJECT	
ADA	AMERICANS WITH DISABILITIES ACT
BP	BOOSTER PUMP
BT	BATHTUB
CBV	CALIBRATED BALANCE VALVE
CI	CAST IRON
CO	CLEANOUT
DW	DISHWASHER
DWH	DOMESTIC WATER HEATER
EEW	EMERGENCY EYE WASH
ESEW	EMERGENCY SHOWER & EYE WASH
ET	EXPANSION TANK
EW	ELECTRIC WATER COOLER
FCO	FLOOR CLEAN OUT
FD	FLOOR DRAIN
FS	FLOOR SINK
GD	GARBAGE DISPOSAL
HB	HOSE BIBB
HWRP	HOT WATER RETURN PUMP
HWST	HOT WATER STORAGE TANK
IW	INDIRECT WASTE
LA	LAVATORY
MB	MOP BASIN
OB	OUTLET BOX
RD	ROOF DRAIN
RPZ	REDUCED PRESSURE BACKFLOW PREVENTER
S	SANITARY
S/S	STAINLESS STEEL
SH	SHOWER
SK	SINK
SP	SUMP PUMP
SS	SANITARY STACK
TMV	THERMOSTATIC MIXING VALVE
UR	URINAL
V	VENT
VB	VACUUM BREAKER
VTR	VENT THRU ROOF
WC	WATER CLOSET
WCO	WALL CLEANOUT
WH	WALL HYDRANT
WHA	WATER HAMMER ARRESTOR
YCO	YARD CLEANOUT





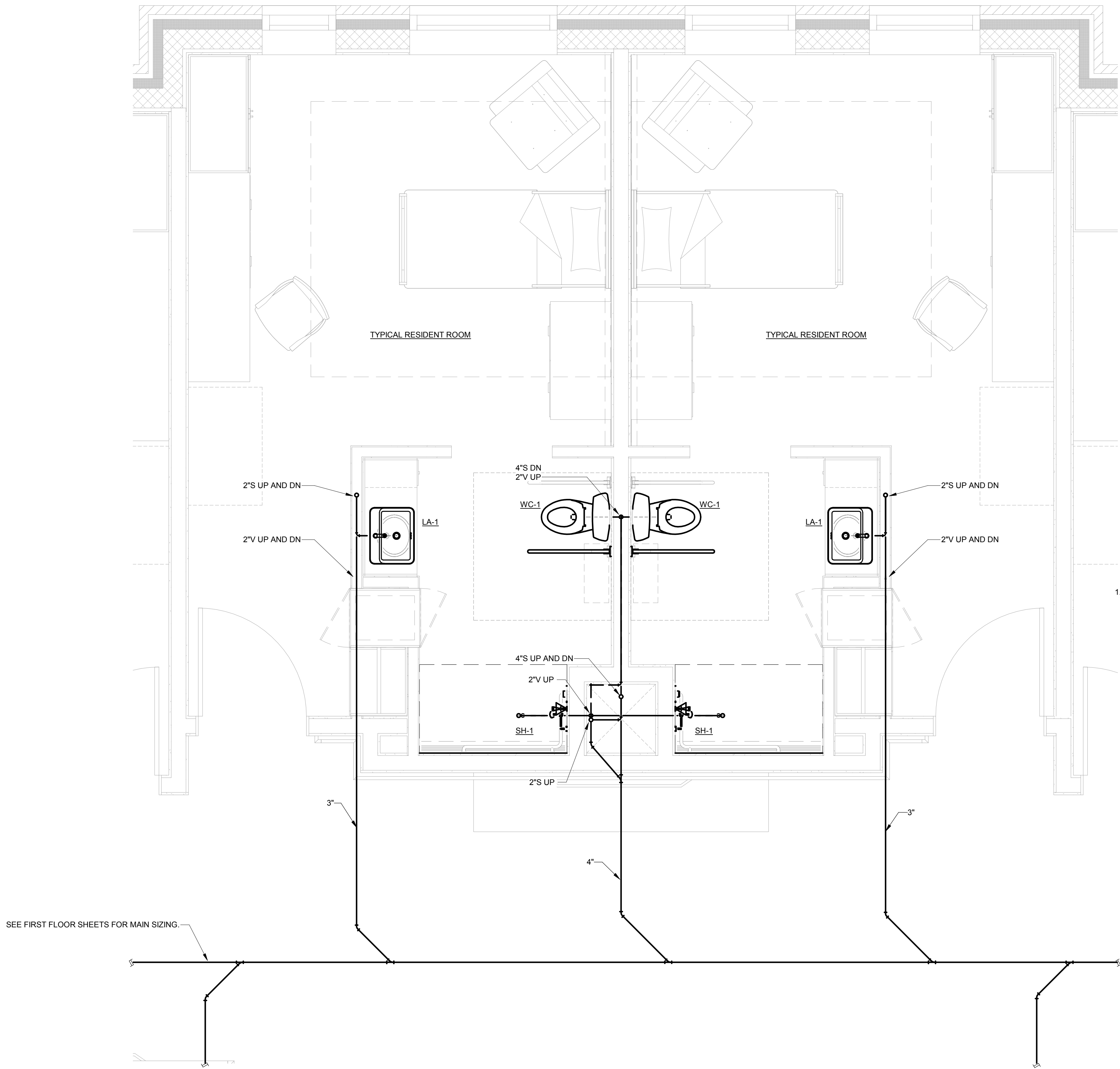
NO.	DATE	ISSUE	ISSUED FOR BRIDGING NOT FOR CONSTRUCTION	CIVIL / SITE: DAVID MASON + ASSOCIATES 464 N Milwaukee Avenue Chicago, IL 60654	STRUCTURAL: DAVID MASON + ASSOCIATES 464 N Milwaukee Avenue Chicago, IL 60654	ELECTRICAL: WEBB ENGINEERING SERVICES INC 1400 S 3rd Street Suite 201 St Louis, MO 63104	FOOD & LAUNDRY SERVICE: FOOD FACILITIES CONCEPTS, INC 110 Washington Avenue Suite 502 Chicago, IL 60610	HISTORIC PRESERVATION: HP25 213 W Institute Place Suite 502 Chicago, IL 60610	PE PROJECT No: 77550	KEY PLAN: State of Illinois	PE PROJECT No: 77550	KEY PLAN: State of Illinois	SHEET TITLE: SYMBOLS, ABBREVIATIONS, AND SCHEDULES	PROJECT NO. 040-010-115
1	1/13/2020	AMENDMENT 3	Note: Design-Build Entity shall obtain and verify all dimensions and conditions at job site and be fully responsible for the same. Bridging drawings and narratives are provided for design intent. The design-build entity is responsible for the full design of a project that adheres to all, scope requirements, codes, state and federal regulations and guidelines.	LANDSCAPE: HITCHCOCK DESIGN GROUP 22 E Chicago Avenue Suite 200A Naperville, IL 60540	HEATING, VENTILATION, PLUMBING & FIRE PROTECTION: BRIC PARTNERSHIP, LLC 100 E Washington Street Suite 220 Belleville, IL 62220	TECH. DATA, & SECURITY: SHEN MILSOM & WILKE 2 N Riverside Plaza Suite 1460 Chicago, IL 60606	GEOTECH & ENVIRONMENT: GSG CONSULTANTS, INC 2942 W VanBuren Chicago, IL 60612	REMEDITATION DESIGN: TROPICAL ENVIRONMENTAL, INC 1390 Chase Street Algonquin, IL 60102	PERKINS — EASTMAN 209 S LaSalle Street, Suite 400 Chicago, IL 60604 T: +1 312 755 1200 F: +1 312 755 1155	Capital Development Board JB PRITZKER, GOVERNOR Illinois Capital Development Board	Capital Development Board JB PRITZKER, GOVERNOR Illinois Capital Development Board	ILLINOIS VETERANS' HOME QUINCY 1707 NORTH 12 STREET QUINCY, ADAMS COUNTY, ILLINOIS 62301	PROJECT: NEW NURSING HOME & DOMICILIARY	DATE: 11/11/19 SHEET NO. L-P000 VOLUME: VOLUME 03 OF 4

1. THE INTENT OF THIS DRAWING IS TO SHOW MAN UNDERLASS WASTE PIPING AND DIRECTION OF FLOW AND/OR EXIT FROM THE BUILDING. NOT ALL WASTE PIPING IS SHOWN ON THIS PLAN. WASTE PIPING SHALL BE EXTENDED TO ALL PLUMBING FIXTURES, FLOOR DRAINS AND SINKS, AND EQUIPMENT REQUIRING DRAINAGE.
2. VENT PIPING IS NOT INDICATED ON THIS DRAWING. ALL FLOOR DRAINS SHALL BE VENTED PER THE ILLINOIS PLUMBING CODE.
3. REFER TO SHEET L-P000 FOR OTHER RELEVANT NOTES.
4. PRELIMINARY FOUNDATION DESIGN IS GRADE BEAM WITH CAISSON CONSTRUCTION. PROVIDE SLEEVES AS REQUIRED.

- 1 SEE LAUNDRY EQUIPMENT PLAN FOR DRAINAGE REQUIREMENTS IN LAUNDRY. PROVIDE FLOOR SINKS FOR INDIRECT WASTE DRAINAGE. PROVIDE WASHING LINT TRAPS AND TRENCH DRAINS AS REQUIRED FOR EQUIPMENT. FLOOR DRAINS AND FLOOR SINKS SHOWN ARE NOT EXHAUSTIVE.
- 2 SEE KITCHEN EQUIPMENT PLAN FOR DRAINAGE REQUIREMENTS IN KITCHEN. PROVIDE FLOOR SINKS FOR INDIRECT WASTE DRAINAGE. FLOOR DRAINS AND FLOOR SINKS SHOWN ARE NOT EXHAUSTIVE.
- 3 PROVIDE FLOOR SINKS FOR INDIRECT WASTE DRAINAGE FOR MECHANICAL EQUIPMENT ROOM. FLOOR SINKS SHALL BE LOCATED WHERE REQUIRED TO ELIMINATE TRIPPING HAZARDS CAUSED BY PIPING CROSSING WALKWAYS. FLOOR DRAINS AND FLOOR SINKS SHOWN ARE NOT EXHAUSTIVE.
- 4 PROVIDE PUMP SUMP WITH EVAPORATOR PIT WITH OIL DETECTION SYSTEM AND REMOTE ALARM PANEL.
- 5 PROVIDE RECESSED GREASE INTERCEPTOR FOR MAIN KITCHEN GREASE WASTE.
- 6 SEE CIVIL PLANS FOR CONTINUATION. COORDINATE INVERT ELEVATION WITH SITE CONTRACTOR.
- 7 PROVIDE TRENCH DRAIN WITH HEAVY-DUTY, WHEEL AND HEEL-PROOF COVER AT ENTRANCE TO BOTH ENDS OF PEDESTRIAN SERVICE TUNNEL AT NEW LTC. SEE ELEVATION AND MULTIPARTY. TRENCH DRAIN SHALL BE CONNECTED TO SITE SANITARY SEWER.



NO. DATE		ISSUE		ISSUED FOR BRIDGING NOT FOR CONSTRUCTION		CIVIL / SITE: DAVID MASON + ASSOCIATES 464 N Milwaukee Avenue Chicago, IL 60654		STRUCTURAL: DAVID MASON + ASSOCIATES 464 N Milwaukee Avenue Chicago, IL 60654		ELECTRICAL: WEBB ENGINEERING SERVICES INC 1400 S 3rd Street Suite 201 St Louis, MO 63104		FSS & LAUNDRY SERVICE: FOOD FACILITIES CONCEPTS, INC 110 Washington Avenue Suite 502 Carnegie, PA 15106		HISTORIC PRESERVATION: HP2S 213 W Institute Place Suite 502 Chicago, IL 60610		PE PROJECT NO.: 77550		KEY PLAN:				SHEET TITLE: BELOW FLOOR SLAB - BASEMENT, WASTE PIPING		PROJECT NO. 040-010-115	
1 Date 1 Revision 1				Note: Design-Build Entity shall obtain and verify all dimensions and conditions at job site and be fully responsible for the same. Bridging drawings and narratives are provided for design intent. The design-build entity is responsible for the full design of a project that addresses to all, scope requirements, codes, state and federal regulations and guidelines.		LANDSCAPE: CHOCOCK DESIGN GROUP 22 E Chicago Avenue Suite 200A Naperville, IL 60540		HEATING, VENTILATION, PLUMBING & FIRE PROTECTION: BRIC PARTNERSHIP, LLC 100 E Washington Street Suite 220 Belleville, IL 62220		TECH. DATA, & SECURITY: SHEN MILKON & WILKIE 2 N Riverside Avenue Suite 1460 Chicago, IL 60606		GEOTECH & ENVIRONMENT: GSD CONSULTANTS, INC 2642 W VanDusen Chicago, IL 60612		REMEDICATION DESIGN: TROPICAL ENVIRONMENTAL, INC 1312 75th Street Algonquin, IL 60102		200 S LaSalle Street, Suite 400 Chicago, IL 60604 T + 312 755 1200 F + 312 755 1155				State of Illinois JB PRITZKER, GOVERNOR Illinois Capital Development Board		PROJECT: NEW NURSING HOME & DOMICILIARY ILLINOIS VETERANS' HOME QUINCY 1707 NORTH 12 STREET QUINCY, ADAMS COUNTY, ILLINOIS 62301		DATE: 11/11/19 SHEET NO. L-P102F VOLUME: VOLUME 03 OF 4	

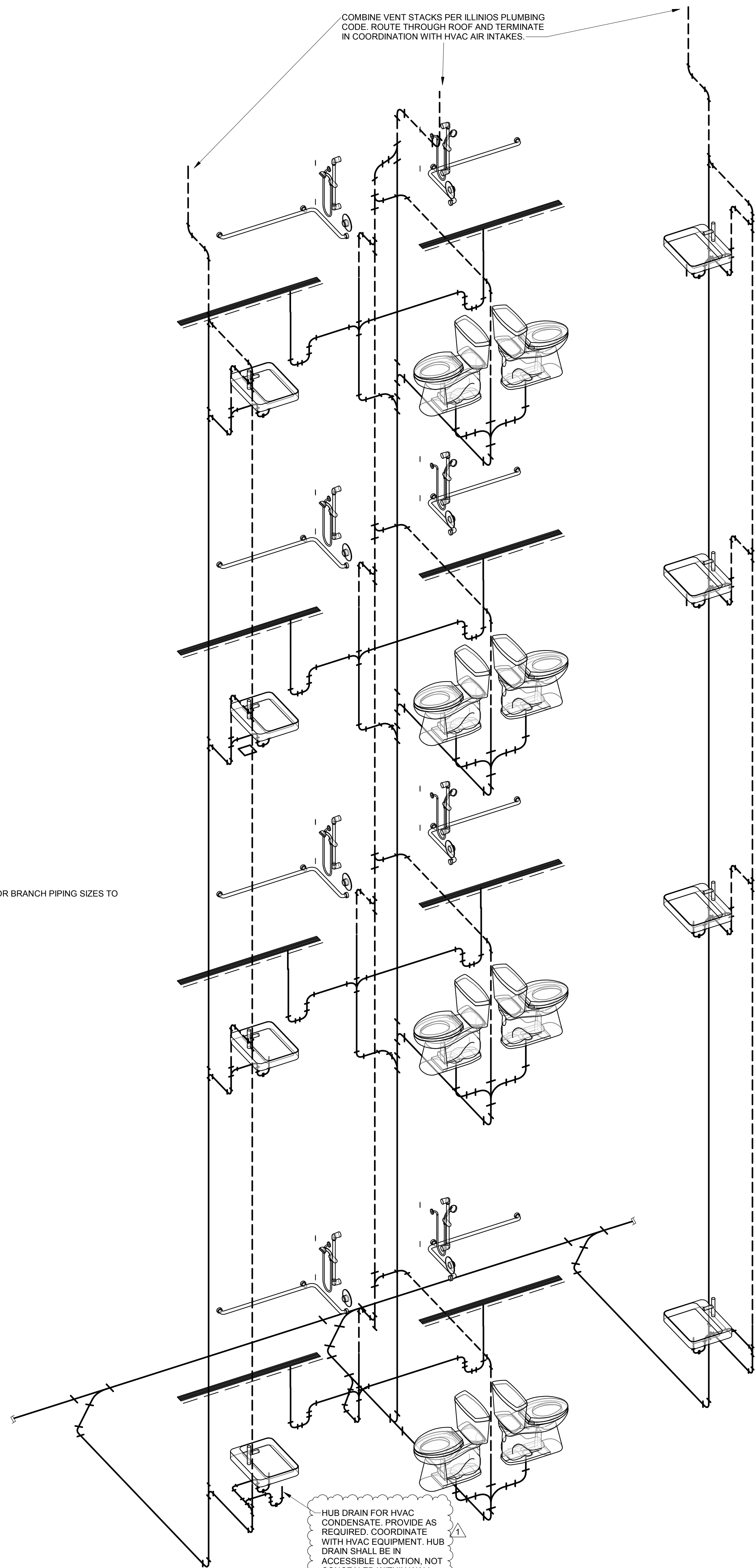


1
1/2" = 1'-0"



0' 1' 2' 4' 6'

SCALE : 1/2" = 1'-0"

GENERAL NOTES:
1. SEE FIXTURE CONNECTION SCHEDULE FOR BRANCH PIPING SIZES TO FIXTURES.



2
TYPICAL RESIDENT UNIT SAN/VENT RISERS
N.T.S.

NO. DATE ISSUE		ISSUED FOR BRIDGING NOT FOR CONSTRUCTION		CIVIL / SITE: DAVID MASON + ASSOCIATES 464 N Milwaukee Avenue Chicago, IL 60654		STRUCTURAL: DAVID MASON + ASSOCIATES 464 N Milwaukee Avenue Chicago, IL 60654		ELECTRICAL: WEBB ENGINEERING SERVICES INC 1400 S 3rd Street Suite 201 St. Louis, MO 63104		FOOD & LAUNDRY SERVICE: FOOD FACILITIES CONCEPTS, INC 110 Washington Avenue Suite 302 Carmegie, PA 15106		HISTORIC PRESERVATION: HP2S 213 W Institute Place Suite 502 Chicago, IL 60610		PE PROJECT No: 77550		KEY PLAN: 		 State of Illinois JB PRITZKER, GOVERNOR Illinois Capital Development Board		SHEET TITLE: TYPICAL RESIDENT UNIT SAN/VENT PLANS		PROJECT NO. 040-010-115	
1 1/13/2020 AMENDMENT 3		Note: Design Build Entity shall obtain and verify all dimensions and conditions at job site and be fully responsible for the same. Bridging drawings and narratives are provided for design intent. The design-build entity is responsible for the full design of a project that adheres to all, scope requirements, codes, state and federal regulations and guidelines		LANDSCAPE: HITCHCOCK DESIGN GROUP 22 E Chicago Avenue Suite 200A Naperville, IL 60540		HEATING, VENTILATION, PLUMBING & FIRE PROTECTION: BRIC PARTNERSHIP, LLC 100 E Washington Street Suite 220 Belleville, IL 62220		TECH, DATA, & SECURITY: SHEN MILSOM & WILKE 2 N Riverside Plaza Suite 1460 Chicago, IL 60606		GEOTECH & ENVIRONMENT: GSG& CONSULTANTS, INC 2942 W VanBuren Chicago, IL 60612		REMEDICATION DESIGN: TROPICAL ENVIRONMENTAL, INC 1350 Chase Street Algonquin, IL 60102		PERKINS — EASTMAN 209 S LaSalle Street, Suite 400 Chicago, IL 60604 T: +1 312 755 1200 F: +1 312 755 1155						PROJECT: NEW NURSING HOME & DOMICILIARY		DATE: 11/11/19	
																		ILLINOIS VETERANS' HOME QUINCY 1707 NORTH 12 STREET QUINCY, ADAMS COUNTY, ILLINOIS 62301		SHEET NO. L-P202			
																				VOLUME: VOLUME 03 OF 4			



1 **SECURITY FLOOR PLAN- LTC BUILDING**
3/32" = 1'-0"

<table><tr><th>NO.</th><th>DATE</th><th>ISSUE</th></tr><tr><td>1</td><td>1/13/2020</td><td>AMENDMENT 3</td></tr><tr><td> </td><td> </td><td> </td></tr><tr><td> </td><td> </td><td> </td></tr><tr><td> </td><td> </td><td> </td></tr><tr><td> </td><td> </td><td> </td></tr><tr><td> </td><td> </td><td> </td></tr><tr><td> </td><td> </td><td> </td></tr><tr><td> </td><td> </td><td> </td></tr><tr><td> </td><td> </td><td> </td></tr><tr><td> </td><td> </td><td> </td></tr></table>		NO.	DATE	ISSUE	1	1/13/2020	AMENDMENT 3																												ISSUED FOR BRIDGING NOT FOR CONSTRUCTION Note: Design-Build Entity shall obtain and verify all dimensions and conditions at job site and be fully responsible for the same. Bridging drawings and narratives are provided for design intent. The design-build entity is responsible for the full design of a project that adheres to all, scope requirements, codes, state and federal regulations and guidelines.		CIVIL / SITE: DAVID MASON + ASSOCIATES 464 N Milwaukee Avenue Chicago, IL 60654 LANDSCAPE: HITCHCOCK DESIGN GROUP 22 E Chicago Avenue Suite 200A Naperville, IL 60540		STRUCTURAL: DAVID MASON + ASSOCIATES 464 N Milwaukee Avenue Chicago, IL 60654 HEATING, VENTILATION, PLUMBING & FIRE PROTECTION: BRIC PARTNERSHIP, LLC 100 E Washington Street Suite 220 Belleville, IL 62220		ELECTRICAL: WEBB ENGINEERING SERVICES INC 1400 S 3rd Street Suite 201 St Louis, MO 63104 TECH. DATA, & SECURITY: SHEN MILSOM & WILKE 22 N Riverside Plaza Suite 1400 Chicago, IL 60606		FOOD & LAUNDRY SERVICE: FOOD FACILITIES CONCEPTS, INC 110 Washington Avenue Suite 302 Carnegie, PA 15106 GEOTECH & ENVIRONMENT: GSG CONSULTANTS, INC 2942 W VanBuren Chicago, IL 60612		HISTORIC PRESERVATION: HP2S 213 W Institute Place Suite 502 Chicago, IL 60610 REMEDIATION DESIGN: TROPICAL ENVIRONMENTAL, INC 1350 Chase Street Algonquin, IL 60102		<p>PE PROJECT No: 77550</p> <p>PERKINS — EASTMAN 209 S LaSalle Street, Suite 400 Chicago, IL 60604 T: +1 312 755 1200 F: +1 312 755 1155</p>		<p>KEY PLAN:</p>		<p>State of Illinois</p> <p>JB PRITZKER, GOVERNOR Illinois Capital Development Board</p>		<p>SHEET TITLE: FIRST FLOOR SECURITY FLOOR PLAN</p> <p>PROJECT: NEW NURSING HOME & DOMICILIARY ILLINOIS VETERANS' HOME QUINCY 1707 NORTH 12 STREET QUINCY, ADAMS COUNTY, ILLINOIS 62301</p>		<p>PROJECT NO. 040-010-115</p> <p>DATE: 11/11/2019</p> <p>SHEET NO. L-TY101</p> <p>VOLUME: VOLUME 3 OF 4</p>	
NO.	DATE	ISSUE																																																						
1	1/13/2020	AMENDMENT 3																																																						



PROJECT NO.	040-010-115
DATE:	11/11/2019
SHEET NO.	L-TY102
VOLUME:	VOLUME 3 OF 4




1 **SECURITY FLOOR PLAN - LEVEL 3**
3/32" = 1'-0"
















<table><tr><th>NO.</th><th>DATE</th><th>ISSUE</th></tr><tr><td>1</td><td>1/13/2020</td><td>AMENDMENT 3</td></tr><tr><td> </td><td> </td><td> </td></tr><tr><td> </td><td> </td><td> </td></tr><tr><td> </td><td> </td><td> </td></tr><tr><td> </td><td> </td><td> </td></tr><tr><td> </td><td> </td><td> </td></tr><tr><td> </td><td> </td><td> </td></tr><tr><td> </td><td> </td><td> </td></tr></table>			NO.	DATE	ISSUE	1	1/13/2020	AMENDMENT 3																						<p>ISSUED FOR BRIDGING NOT FOR CONSTRUCTION</p> <p>Note: Design-Build Entity shall obtain and verify all dimensions and conditions at job site and be fully responsible for the same. Bridging drawings and narratives are provided for design intent. The design-build entity is responsible for the full design of a project that adheres to all, scope requirements, codes, state and federal regulations and guidelines.</p>	<p>CIVIL / SITE: DAVID MASON + ASSOCIATES 464 N Milwaukee Avenue Chicago, IL 60654</p> <p>LANDSCAPE: HITCHCOCK DESIGN GROUP 22 E Chicago Avenue Suite 200A Naperville, IL 60540</p>	<p>STRUCTURAL: DAVID MASON + ASSOCIATES 464 N Milwaukee Avenue Chicago, IL 60654</p> <p>HEATING, VENTILATION, PLUMBING & FIRE PROTECTION: BRIC PARTNERSHIP, LLC 100 E Washington Street Suite 220 Belleville, IL 62220</p>	<p>ELECTRICAL: WEBB ENGINEERING SERVICES INC 1400 S 3rd Street Suite 201 St Louis, MO 63104</p> <p>TECH. DATA, & SECURITY: SHEN MILSON & WILKE 2 N Riverside Plaza Suite 1400 Chicago, IL 60606</p>	<p>FOOD & LAUNDRY SERVICE: FOOD FACILITIES CONCEPTS, INC 110 Washington Avenue Suite 302 Carnegie, PA 15106</p> <p>GEOTECH & ENVIRONMENT: GSG CONSULTANTS, INC 2942 W VanBuren Chicago, IL 60612</p>	<p>HISTORIC PRESERVATION: HP2S 213 W Institute Place Suite 502 Chicago, IL 60610</p> <p>REMEDIATION DESIGN: TROPICAL ENVIRONMENTAL, INC 1350 Chase Street Algonquin, IL 60102</p>	<p>PE PROJECT No: 77550</p> <p>PERKINS — EASTMAN 209 S LaSalle Street, Suite 400 Chicago, IL 60604 T: +1 312 755 1200 F: +1 312 755 1155</p>	<p>KEY PLAN:</p>	<p>State of Illinois</p> <p>JB PRITZKER, GOVERNOR Illinois Capital Development Board</p>	<p>SHEET TITLE: THIRD FLOOR SECURITY FLOOR PLAN</p> <p>PROJECT: NEW NURSING HOME & DOMICILIARY ILLINOIS VETERANS' HOME QUINCY 1707 NORTH 12 STREET QUINCY, ADAMS COUNTY, ILLINOIS 62301</p>	<p>PROJECT NO. 040-010-115</p> <p>DATE: 11/11/2019</p> <p>SHEET NO. L-TY103</p> <p>VOLUME: VOLUME 3 OF 4</p>
NO.	DATE	ISSUE																																						
1	1/13/2020	AMENDMENT 3																																						

1 **SECURITY FLOOR PLAN - LEVEL 4**
3/32" = 1'-0"



NO. DATE		ISSUE	ISSUED FOR BRIDGING NOT FOR CONSTRUCTION		PE PROJECT No: 77550		KEY PLAN:		SHEET TITLE:		PROJECT NO.		
1		1/13/2020	AMENDMENT 3	Note: Design-Build Entity shall obtain and verify all dimensions and conditions at job site and be fully responsible for the same. Bridging drawings and narratives are provided for design intent. The design-build entity is responsible for the full design of a project that adheres to all, scope requirements, codes, state and federal regulations and guidelines.		PERKINS — EASTMAN 209 S LaSalle Street, Suite 400 Chicago, IL 60604 T: +1 312 755 1200 F: +1 312 755 1155				FOURTH FLOOR SECURITY FLOOR PLAN		040-010-115	
				CIVIL / SITE: DAVID MASON + ASSOCIATES 464 N Milwaukee Avenue Chicago, IL 60654	STRUCTURAL: DAVID MASON + ASSOCIATES 464 N Milwaukee Avenue Chicago, IL 60654	ELECTRICAL: WEBB ENGINEERING SERVICES INC 1400 S 3rd Street Suite 201 St Louis, MO 63104	FOOD & LAUNDRY SERVICE: FOOD FACILITIES CONCEPTS, INC 110 Washington Avenue Suite 302 Carnegie, PA 15106	HISTORIC PRESERVATION: HP2S 213 W Institute Place Suite 502 Chicago, IL 60610	State of Illinois JB PRITZKER, GOVERNOR Illinois Capital Development Board		DATE: 11/11/2019		
				LANDSCAPE: HITCHCOCK DESIGN GROUP 22 E Chicago Avenue Suite 200A Naperville, IL 60540	HEATING, VENTILATION, PLUMBING & FIRE PROTECTION: BRIC PARTNERSHIP, LLC 100 E Washington Street Suite 220 Belleville, IL 62220	TECH, DATA, & SECURITY: SHEN MILSON & WILKE 2 N Riverside Plaza Suite 1400 Chicago, IL 60606	GEOTECH & ENVIRONMENT: GSG CONSULTANTS, INC 2942 W VanBuren Chicago, IL 60612	REMEDICATION DESIGN: TROPICAL ENVIRONMENTAL, INC 1350 Chase Street Algonquin, IL 60110	NEW NURSING HOME & DOMICILIARY		SHEET NO.		
									ILLINOIS VETERANS' HOME QUINCY		L-TY104		
									1707 NORTH 12 STREET QUINCY, ADAMS COUNTY, ILLINOIS 62301		VOLUME: VOLUME 3 OF 4		

MEDICAL EQUIPMENT LEGEND:

NURSE CALL SYMBOL LEGEND							
DEVICE	MOUNTING	BACK BOX	MOUNTING HEIGHT	CONDUIT	CABLE REQUIREMENTS	RESPONSIBILITY	
 ICON BASED-LIGHT LED DOME ZONE	CEILING	RACO 942 BOX AND RACO COVER 772	CEILING		1 CABLE TO RCB	CONDUITS AND BOXES BY ELECTRICAL CONTRACTOR	NURSE CALL CABLING AND DEVICES BY HILLROM
 ICON BASED-LIGHT LED DOME	WALL / CEILING	RACO 942 BOX AND RACO COVER 772	CENTER OF PATIENT DOOR	(1) 3/4 " EC TO ACCESSIBLE CEILING (UNLESS OTHERWISE NOTED)	1 CABLE TO RCB	CONDUITS AND BOXES BY ELECTRICAL CONTRACTOR	NURSE CALL CABLING AND DEVICES BY HILLROM
 DOME LIGHT, SINGLE BULB	WALL / CEILING	RACO 942 BOX AND RACO COVER 779	CENTER OF PATIENT DOOR	(1) 3/4 " EC TO ACCESSIBLE CEILING (UNLESS OTHERWISE NOTED)	1 CABLE TO RCB	CONDUITS AND BOXES BY ELECTRICAL CONTRACTOR	NURSE CALL CABLING AND DEVICES BY HILLROM
 ROOM CONTROL BOARD (RCB)	BELOW CEILING	RACO 942 BOX AND RACO COVER 822	VARIABLE		1 CAT 6A CABLE TO POE SWITCH	CONDUITS AND BOXES BY ELECTRICAL CONTRACTOR	NURSE CALL CABLING AND DEVICES BY HILLROM
 ROOM CONTROL BOARD (RCB)	ABOVE CEILING	12" X 12" X 4" STEEL BOX ENCLOSURE	SURFACE MOUNTED ABOVE CEILING LINE	(1) 3/4 " EC TO ACCESSIBLE CEILING (UNLESS OTHERWISE NOTED)	1 CAT 6A CABLE TO POE SWITCH	CONDUITS AND BOXES BY ELECTRICAL CONTRACTOR	NURSE CALL CABLING AND DEVICES BY HILLROM
 SWITCH, BATH SWITCH, W/CANCEL SUPERVISED	WALL	RACO 242 BOX AND RACO COVER 772	48" AFF	(1) 3/4 " EC TO ACCESSIBLE CEILING (UNLESS OTHERWISE NOTED)	1 CABLE TO RCB	CONDUITS AND BOXES BY ELECTRICAL CONTRACTOR	NURSE CALL CABLING AND DEVICES BY HILLROM
 SWITCH, BATH SWITCH, W/O CANCEL SUPERVISED	WALL	RACO 242 BOX AND RACO COVER 772	46" AFF	(1) 3/4 " EC TO ACCESSIBLE CEILING (UNLESS OTHERWISE NOTED)	1 CABLE TO RCB	CONDUITS AND BOXES BY ELECTRICAL CONTRACTOR	NURSE CALL CABLING AND DEVICES BY HILLROM
 GRAPHICAL ROOM STATION (GRS)-STAFF	WALL	RACO 942 BOX AND RACO COVER 822	54" AFF	(1) 3/4 " EC TO ACCESSIBLE CEILING (UNLESS OTHERWISE NOTED)	1 CABLE TO RCB	CONDUITS AND BOXES BY ELECTRICAL CONTRACTOR	NURSE CALL CABLING AND DEVICES BY HILLROM
 GRAPHICAL ROOM STATION (GRS)-PATIENT	WALL	RACO 942 BOX AND RACO COVER 822	54" AFF	(1) 3/4 " EC TO ACCESSIBLE CEILING (UNLESS OTHERWISE NOTED)	1 CABLE TO RCB	CONDUITS AND BOXES BY ELECTRICAL CONTRACTOR	NURSE CALL CABLING AND DEVICES BY HILLROM
 PATIENT STATION-STANDARD ROOM ROOM STATION W/CODE	WALL	RACO 942 BOX AND RACO COVER 822	54" AFF	(1) 3/4 " EC TO ACCESSIBLE CEILING (UNLESS OTHERWISE NOTED)	1 CABLE TO RCB	CONDUITS AND BOXES BY ELECTRICAL CONTRACTOR	NURSE CALL CABLING AND DEVICES BY HILLROM
 AUDIO STATION BED CONNECTOR (BUI)	WALL	RACO 242 BOX AND RACO COVER 772	VARIABLE ON PATIENT HEADWALL	(1) 3/4 " EC TO ACCESSIBLE CEILING (UNLESS OTHERWISE NOTED)		CONDUITS AND BOXES BY ELECTRICAL CONTRACTOR	NURSE CALL CABLING AND DEVICES BY HILLROM
 24-PORT POE NETWORK SWITCH	RACK / SHELF	RACK MOUNTS INTO STANDARD 19" RACK, 1 UNIT					
 STAFF CONSOLE, DESK MOUNT	WALL	RACO 242 BOX AND RACO COVER 822 (MUST BE GROUNDED)	16" AFF	(1) 3/4 " EC TO ACCESSIBLE CEILING (UNLESS OTHERWISE NOTED)	2 CAT 6A CABLES TO POE SWITCH	CONDUITS AND BOXES BY ELECTRICAL CONTRACTOR	NURSE CALL CABLING AND DEVICES BY HILLROM
 VOP	RACK / SHELF	RACK MOUNTS INTO STANDARD 19" RACK, 6 UNITS				CONDUITS AND BOXES BY ELECTRICAL CONTRACTOR	NURSE CALL CABLING AND DEVICES BY HILLROM
 OUTDOOR RATED NURSE CALL SWITCH	PEDESTAL MOUNT	OUTDOOR RATED WEATHER PROOF BOX	48" AFF	(1) 3/4" EC TO ACCESSIBLE CEILING (UNLESS OTHERWISE NOTED)	2 CAT 6A CABLES TO POE SWITCH	CONDUITS AND BOXES BY ELECTRICAL CONTRATOR	NURSE CALL CABLING AND DEVICES BY HILROM

GENERAL NOTES:

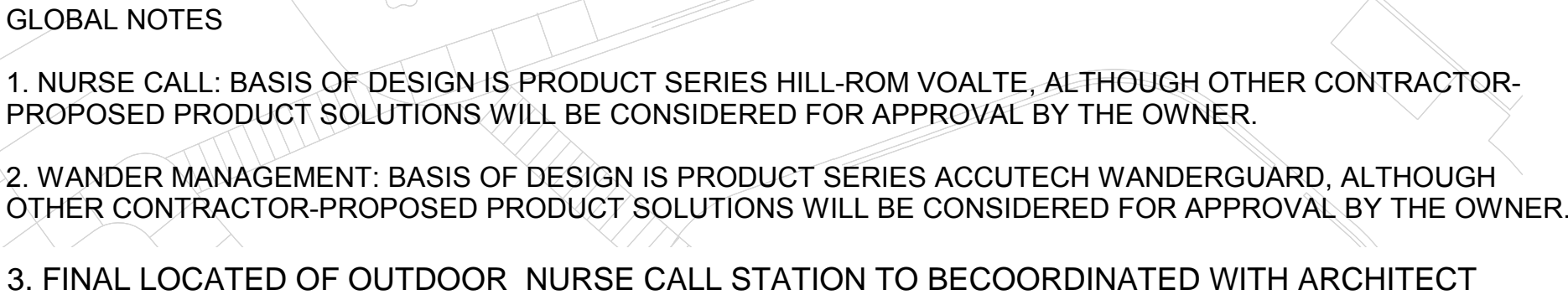
1. THESE DRAWINGS ARE FOR REFERENCE ONLY AND INTENDED AS DESIGN INPUT TO THE ARCHITECTS AND ENGINEERS. THEY ARE NOT INTENDED FOR CONSTRUCTION.
2. EXACT DIMENSIONS ARE NOT SHOWN. THE SCALE OF THESE DRAWINGS IS SUFFICIENTLY ACCURATE FOR DETERMINING LOCATIONS OF EQUIPMENT. FINAL LOCATIONS AND MOUNTING HEIGHTS MUST BE CONFIRMED AND VERIFIED BY THE ARCHITECT.
3. ONLY OWNER-FURNISHED EQUIPMENT THAT IS ARCHITECTURALLY OR SPATIALLY SIGNIFICANT, OR REQUIRES IT/MEP CONNECTIONS IS SHOWN FOR PURPOSES OF COORDINATION.
4. ALLOWANCES, SURGICAL INSTRUMENTS, FURNITURE, CASEWORK, IT EQUIPMENT, AND MINOR MEDICAL EQUIPMENT WITHOUT IT/MEP REQUIREMENTS WILL NOT BE SHOWN ON THESE DRAWINGS.
5. REFER TO MEDICAL EQUIPMENT SPECIFICATIONS AND CATALOG CUT SHEETS FOR UTILITY REQUIREMENTS AND INSTALLATION INFORMATION.
6. SEE SITE SPECIFIC DRAWINGS, SHOP DRAWINGS, OR SUBMITTALS FOR FINAL COORDINATION OF VENDOR INSTALLED EQUIPMENT.




RESPONSIBILITIES:

O/O = OWNER FURNISHED/OWNER INSTALLED
O/C = OWNER FURNISHED/CONTRACTOR INSTALLED
O/V = OWNER FURNISHED/VENDOR INSTALLED
C/C = CONTRACTOR FURNISHED/CONTRACTOR INSTALLED
C/V = CONTRACTOR FURNISHED/VENDOR INSTALLED

GLOBAL NOTES

1. NURSE CALL: BASIS OF DESIGN IS PRODUCT SERIES HILL-ROM VOALTE, ALTHOUGH OTHER CONTRACTOR-PROPOSED PRODUCT SOLUTIONS WILL BE CONSIDERED FOR APPROVAL BY THE OWNER.
2. WANDER MANAGEMENT: BASIS OF DESIGN IS PRODUCT SERIES ACCUTECH WANDERGUARD, ALTHOUGH OTHER CONTRACTOR-PROPOSED PRODUCT SOLUTIONS WILL BE CONSIDERED FOR APPROVAL BY THE OWNER.



NO. DATE	ISSUE	ISSUED FOR BRIDGING NOT FOR CONSTRUCTION	CIVIL / SITE: DAVID MASON + ASSOCIATES 404 N Milwaukee Avenue Chicago, IL 60654	STRUCTURAL: DAVID MASON + ASSOCIATES 404 N Milwaukee Avenue Chicago, IL 60654	ELECTRICAL: WEBB ENGINEERING SERVICES INC 1400 S 3rd Street Suite 201 St Louis, MO 63104	FOOD & LAUNDRY SERVICE: FOOD FACILITIES CONCEPTS, INC 110 Washington Avenue Suite 502 Carnegie, PA 15106	HISTORIC PRESERVATION: HPZS 213 W Institute Place Suite 502 Chicago, IL 60610	PE PROJECT No: 77550	KEY PLAN: 		State of Illinois JB PRITZKER, GOVERNOR Illinois Capital Development Board	SHEET TITLE: FIRST FLOOR NURSE CALL WANDER PLAN - OVERALL	PROJECT NO: 040-010-115	
	1/13/2020	AMENDMENT 3	Note: Design Build Entity shall obtain and verify all dimensions and conditions at job site and be fully responsible for the same. Bridging drawings and narratives are provided for design intent. The design-build entity is responsible for the full design of a project that adheres to all scope requirements, codes, state and federal regulations and guidelines.	LANDSCAPE: HITCHCOCK DESIGN GROUP 22 E Chicago Avenue Suite 200A Naperville, IL 60540	HEATING, VENTILATION, PLUMBING & FIRE PROTECTION: BRIC PARTNERSHIP, LLC 100 E Washington Street Suite 220 Belleville, IL 62220	TECH, DATA, & SECURITY: PLUMBING & FIRE PROTECTION: BRIC PARTNERSHIP, LLC 100 E Washington Street Suite 220 Belleville, IL 62220	GEOTECH & ENVIRONMENT: OSG GEN MILSON & WILKE 2942 W VanBuren Chicago, IL 60612	REMEDICATION DESIGN: SHEN GEN MILSON & WILKE 1350 Chase Street Algonquin, IL 60102				PROJECT: NEW NURSING HOME & DOMICILIARY	DATE: 11/06/19	
												SHEET NO. L-TG101	ILLINOIS VETERANS' HOME QUINCY 1707 NORTH 12 STREET QUINCY, ADAMS COUNTY, ILLINOIS 62301	
													L SERIES DRAWINGS - VOLUME 3 OF 4	