Environmental Soil Profiling

SIUE Health Sciences Building
200 University Park Drive
Edwardsville, Illinois

December 17, 2021
Terracon Project No. 15217050

Prepared for:
HOK, Inc.
St. Louis, Missouri

Prepared by:
Terracon Consultants, Inc.
St. Louis, Missouri

December 17, 2021

Hellmuth Obata Kassabaum Inc (HOK)
10 South Broadway
Suite 200
St. Louis, MO 63102

Attn: Barb Anderson-Kerlin
(314) 754 4013
barb.anderson-kerlin@hok.com

Re: Environmental Soil Profiling
SIUE Health Sciences Building
200 University Park Drive
Edwardsville, Madison County, Illinois
Terracon Project No. 15217050

Dear Ms. Anderson-Kerlin:

Terracon Consultants, Inc. (Terracon) is pleased to submit our report of Environmental Soil Profiling completed at the site referenced above. The report presents data from recent field activities that included the completion of 13 soil borings and the collection of soil samples for chemical analysis. The activities were in general accordance with our proposal (P15217050) dated March 4, 2021.

Please feel free to contact us if you have any questions or additional information needs concerning this project.

Sincerely,
Terracon Consultants, Inc.

Karen T. Rieken, PE
Site Investigation Group Manager

Brian Porter, PE
Principal, Office Manager

TABLE OF CONTENTS

1.0 SITE DESCRIPTION 1
2.0 SCOPE OF SERVICES 1
2.1 Standard of Care 2
2.2 Additional Scope Limitations 2
2.3 Reliance 2
3.0 FIELD INVESTIGATION 2
4.0 RESULTS OF THE FIELD INVESTIGATION 4
4.1 Geology/Hydrogeology 4
4.2 Field Screening 4
5.0 ANALYTICAL RESULTS 4
6.0 CONCLUSIONS 5

APPENDIX A – EXHIBITS
Exhibit 1 – Topographic Map
Exhibit 2 – Site Diagram
Exhibit 3 – Areas of Impact

APPENDIX B – SOIL BORING LOGS
General Notes
Unified Soil Classification System
Boring Logs for B-1 through B-13

APPENDIX C – TABLES
Table Notes
Table 1 – Terracon Soil Analytical Results-CCDD
Table 2 – Terracon Soil Analytical Results-VOCs
Table 3 – Terracon Soil Analytical Results-SVOCs
Table 4 – Terracon Soil Analytical Results-Metals
Table 5 – Terracon Soil Analytical Results-Pesticides and PCBs

APPENDIX D – ANALYTICAL REPORT AND CHAIN OF CUSTODY - CCDD

APPENDIX E – ANALYTICAL REPORT AND CHAIN OF CUSTODY - LANDFILL

ENVIRONMENTAL SOIL PROFILING
SIUE HEALTH SCIENCES BUILDING
200 UNIVERSITY PARK DRIVE
EDWARDSVILLE, MADISON COUNTY, ILLINOIS

Terracon Project No. 15217050
December 17, 2021

1.0 SITE DESCRIPTION

The project is located along University Park Drive in Edwardsville, Illinois. The existing campus bookstore and school of pharmacy are currently located in the area, with associated parking and drive lanes. An open lot of short grass covers the western portion of the site, with the existing structures, landscaped areas, and parking/drive lanes on the eastern portion of the area proposed to be redeveloped. This work was conducted to support preliminary design of additions and renovations of the Health Science Education building and the School of Pharmacy at the SIUE campus.

2.0 SCOPE OF SERVICES

Per the *Design and Construction Manual-2009 Supplement* (DCM) provided by HOK, last updated November 2020, the investigation included soil samples collected for analysis to determine suitability for potential disposal at a Clean Construction or Demolition Debris (CCDD) facility, Uncontaminated Soil Fill Operation (USFO), or at a landfill.

The nearest authorized CCDD or USFOs are located in Bloomington and Champaign, Illinois. Due to the distance and expected transportation costs, it's unlikely excess soil generated during construction at the site would be disposed of at a CCDD facility or USFO, even if analyte concentrations mean such disposal is allowed. Soil with analyte concentrations below background levels may be re-used on-site, if considered suitable based on geotechnical considerations. Disposal at a local Resource Conservation and Recovery Act (RCRA) Subtitle D facility is anticipated for any material that cannot be reused on-site.

Terracon also performed a Phase I Environmental Site Assessment (ESA) and associated addendum dated September 23, 2021, and October 4, 2021, in which recognized environmental conditions (RECs) were not identified.

The scope of services was not intended to identify every chemical possibly associated with the site. Similarly, the proposed scope was not intended to determine the extent or magnitude of any existing contamination.

2.1 Standard of Care

Terracon's services were performed in a manner consistent with generally accepted practices of the profession undertaken in similar studies in the same geographical area during the same time. Terracon makes no warranties, either express or implied, regarding the findings, conclusions, or recommendations. Terracon does not warrant the work of laboratories, regulatory agencies, or other third parties supplying information used in the preparation of the report. These environmental services were performed in accordance with the scope of work agreed with you, our client, as reflected in our proposal.

2.2 Additional Scope Limitations

Findings, conclusions, and recommendations resulting from these services are based upon information derived from the on-site activities and other services performed under this scope of work; such information is subject to change over time. Certain indicators of the presence of hazardous substances, petroleum products, or other constituents may have been latent, inaccessible, unobservable, nondetectable, or not present during these services. We cannot represent that the site contains no hazardous substances, toxic materials, petroleum products, or other latent conditions beyond those identified during this investigation. Subsurface conditions may vary from those encountered at specific borings or wells or during other surveys, tests, assessments, investigations, or exploratory services. The data, interpretations, findings, and our recommendations are based solely upon data obtained at the time and within the scope of these services.

2.3 Reliance

This report has been prepared for the exclusive use of Hellmuth Obata Kassabaum Inc (HOK), and any authorization for use or reliance by any other party (except a governmental entity having jurisdiction over the site) is prohibited without the express written authorization of HOK and Terracon. Any unauthorized distribution or reuse is at HOK's sole risk. Notwithstanding the foregoing, reliance by authorized parties will be subject to the terms, conditions, and limitations stated in the proposal, this report, and Terracon's Agreement for Services. The limitation of liability defined in the terms and conditions is the aggregate limit of Terracon's liability to HOK and all relying parties unless otherwise agreed in writing.

3.0 FIELD INVESTIGATION

Terracon conducted the fieldwork under a safety plan developed for this project. Work was performed using United States Environmental Protection Agency (USEPA) Level D work attire consisting of hard hats, safety glasses, protective gloves, and protective boots. Terracon contacted the Joint Utility Location Information for Excavators (JULIE) hotline and requested

location and markings for utilities that the service was responsible for before commencing intrusive activities at the site. Terracon's environmental professional sampled concurrently from the geotechnical boring locations outlined in Terracon's *Preliminary Geotechnical Engineering Report* (Geotech Report) dated September 15, 2021 (Terracon Project No. 15215038).

Terracon advanced 13 borings to pre-determined depths between 10.5 and 80 feet below ground surface (bgs) per the Geotechnical Scope (Terracon Proposal No. P15215038) using hollow stem augers, with soil sampling using split spoon and Shelby tube sampling equipment. Terracon collected soil samples from each split spoon sample interval for observation and field screening, and selected one soil sample from each soil boring for laboratory analysis. In the absence of field indicators of contamination, the soil samples were selected from estimated potential construction depths. Copies of the geotechnical boring logs are provided in Appendix B.

Terracon field screened soil samples for organic vapors using a photoionization detector (PID). This device provides a direct reading in parts per million (ppm) isobutylene equivalents. Upon removal of the sampler from the borehole, Terracon put a portion of each sample in a sealable plastic bag. After a stabilization period, Terracon screened the headspace above the soil using the PID equipped with an approximate 10 electron-volt (eV) ultraviolet lamp source. Terracon calibrated the PID in accordance with the manufacturer's recommendations before the field activities. The boring logs include the field screening results for each soil boring. Based on the field screening results and/or estimated potential construction depths, Terracon selected soil samples from each boring for laboratory analysis.

After packaging each sample in laboratory-provided containers, Terracon recorded the sample time on each container label in permanent ink and place the filled containers in an ice-filled cooler for transport to Teklab in Collinsville, Illinois, a National Environmental Laboratory Accreditation Program (NELAP)-accredited laboratory.

The soil samples were analyzed for volatile organic compounds (VOCs) via United States Environmental Protection Agency (USEPA) method 8260; semi-volatile organic compounds (SVOCs) via USEPA method 8270; pesticides and polychlorinated biphenyls (PCBs) by USEPA method 8082; 24 Target Analyte List (TAL) metals by USEPA method 6010 (mercury by 7471); pH; toxicity characteristic leaching procedure (TCLP) aluminum; and TCLP iron.

HOK also authorized analysis for additional landfill parameters. The purpose of the additional analyses was to assist with landfill permitting for excess soil requiring off-site disposal at a RCRA Subtitle D facility. The following additional parameters were analyzed for each soil location: open cup ignitability, cyanide by USEPA method 9012, TCLP lead, and TCLP VOCs.

At the completion of field activities, Terracon abandoned the borings with soil cuttings.

4.0 RESULTS OF THE FIELD INVESTIGATION

4.1 Geology/Hydrogeology

Local geology observed during the subsurface investigation is detailed in Terracon's Geotech Report in the section titled Geotechnical Characterization. The boring logs in Appendix B detail the observed soil stratigraphy. In general, soils encountered include existing fill, loess, glacial till, and organic soil. Groundwater was encountered during the drilling of boring B-5; however, groundwater was not encountered at the other boring locations.

4.2 Field Screening

PID field screening results above background were not detected.

5.0 ANALYTICAL RESULTS

The laboratory analytical report and chain-of-custody record are attached in Appendix D, while results are tabled in Appendix C. Per the *Standard Specifications for Road and Bridge Construction* by the Illinois Department of Transportation, adopted January 1, 2022, Disposal of Regulated Substances guidance in Article 669.05 (Article 669), Terracon compared the analytical results to Illinois Environmental Protection Agency (IEPA) Tier 1 soil remediation objectives (SROs) from Title 35 Illinois Administrative Code (35 IAC) Chapter 742: Tiered Approach to Corrective Action Objectives (TACO) and Maximum Allowable Concentrations of Chemical Constituents in Uncontaminated Soil (MACs) outlined in 35 IAC Section 1100.605.

Various metals concentrations in soil samples exceeded the MACs, with the exception of soils at locations B-1, B-8, and B-12. Therefore, much of the soil would not be considered suitable for disposal at a CCDD facility or USFO. Although soil at B-1, B-8, and B-12 is eligible for disposal at a licensed CCDD facility or USFO, transportation to the nearest facility (Bloomington or Champaign, Illinois) makes this unlikely.

The sample results were also compared to the Tier 1 SROs, as prescribed in Article 669, for suitability of re-use on the site. With the exception of arsenic at locations B-2, B-3, B-6, B-7, and B-13, constituents analyzed did not exceed their respective SROs. Soils at the remaining locations (B-1, B-4, B-5, B-8 through B-12) may be re-used at the site if geotechnically suitable.

If excess soil is generated at locations B-2, B-3, B-6, B-7, and B-13, it will require off-site disposal at a landfill. Soil sample results from both Appendix D and Appendix E should be used when submitting profile information to a landfill for proper disposal. Exhibit 3 depicts the approximate areas of arsenic-impacted soil. Soil samples were collected between ground surface and 8 feet bgs, depending upon the location.

6.0 CONCLUSIONS

Based on the scope of services described in this report and subject to the limitations described herein, Terracon concludes the following.

- Evidence of environmental impact was not observed in the field screening results during boring advancement.

- Metals concentrations in samples from several locations exceeded the MACs, which means the soil at these locations would not be eligible for disposal at a CCDD facility or USFO.

- Soil samples at the following locations and depths have been tested and are eligible for re-use at the site.

Boring Location	Boring Sample Depth (feet bgs)
B-1	1.5 - 5.5
B-4	1.5 - 6.5
B-5	1.5 - 5.5
B-8	1.5 - 6.5
B-9	9.5 -15
B-10	7.5 - 15
B-11	1.5 - 6.5
B-12	1.5 - 6.5

- Approximate areas of soil with arsenic concentrations exceeding the Tier 1 SROs and the associated depths of sampling are included on Exhibit 3. Specifically, impact was identified at B-2 (1.5-6.5 feet bgs), B-3 (1.5-3 feet bgs), B-6 (0-5 feet bgs), B-7 (3-8 feet bgs), and B-13 (1.5-6.5 feet bgs), and excess soils generated from these areas must be properly disposed off-site at a RCRA Subtitle D landfill facility. Laboratory reports in Appendix D and Appendix E can be used for submittal to a landfill for profiling purposes.

APPENDIX A – EXHIBITS

Exhibit 1 – Topographic Map

Exhibit 2 – Site Diagram

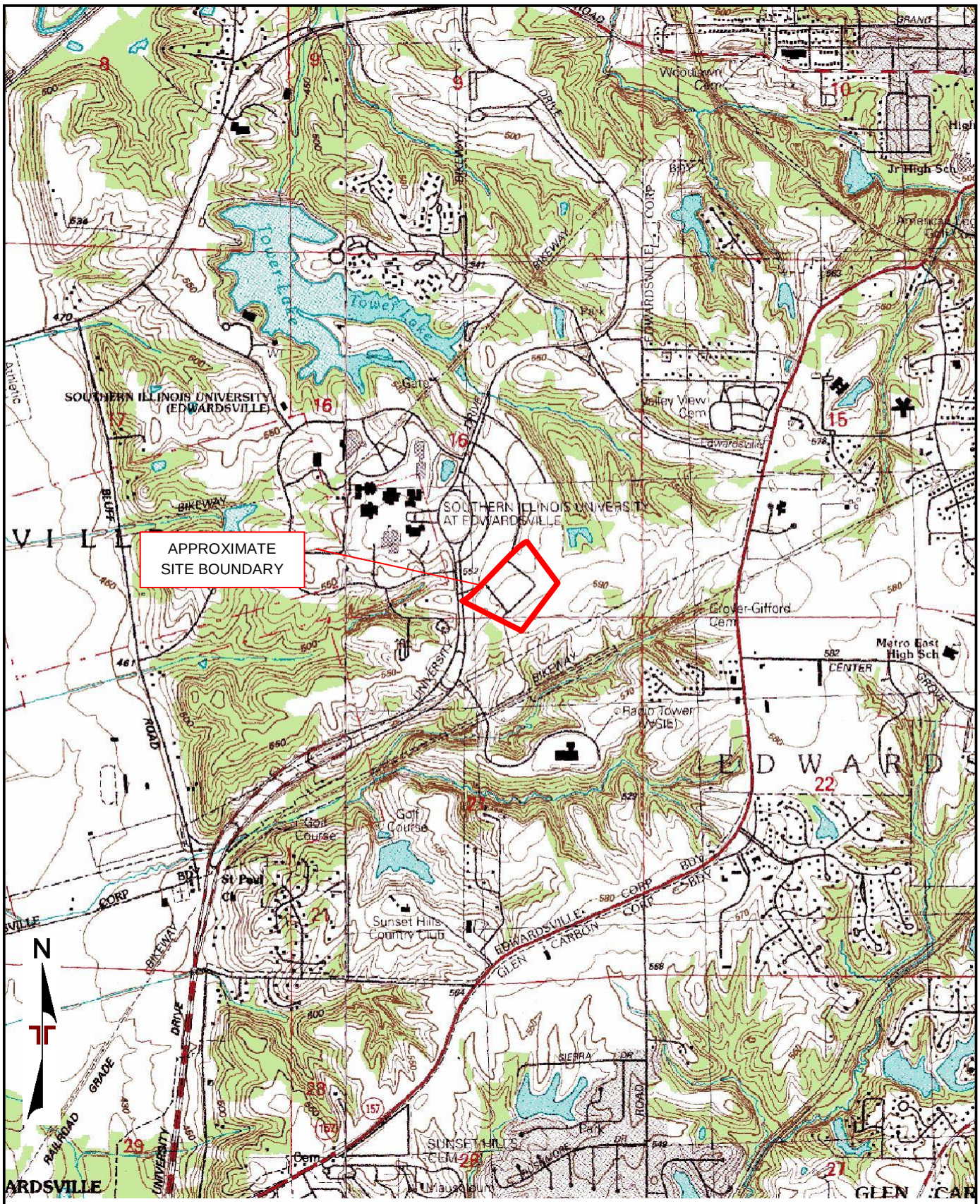

TOPOGRAPHIC MAP IMAGE COURTESY OF THE U.S. GEOLOGICAL SURVEY
QUADRANGLES INCLUDE: WOOD RIVER, IL (1/1/1994) and EDWARDSVILLE, IL (1/1/1991).

Project Manager: KTR	Project No. 15217050	Terracon 11600 Lilburn Park Rd Saint Louis, MO 63146-3535	TOPOGRAPHIC MAP	Exhibit
Drawn by: JMM	Scale: 1"=2,000'		SIUE Health Sciences Building 200 University Park Edwardsville, IL	1
Checked by: KTR	File Name:			
Approved by: JMM	Date: 9/2/2021			

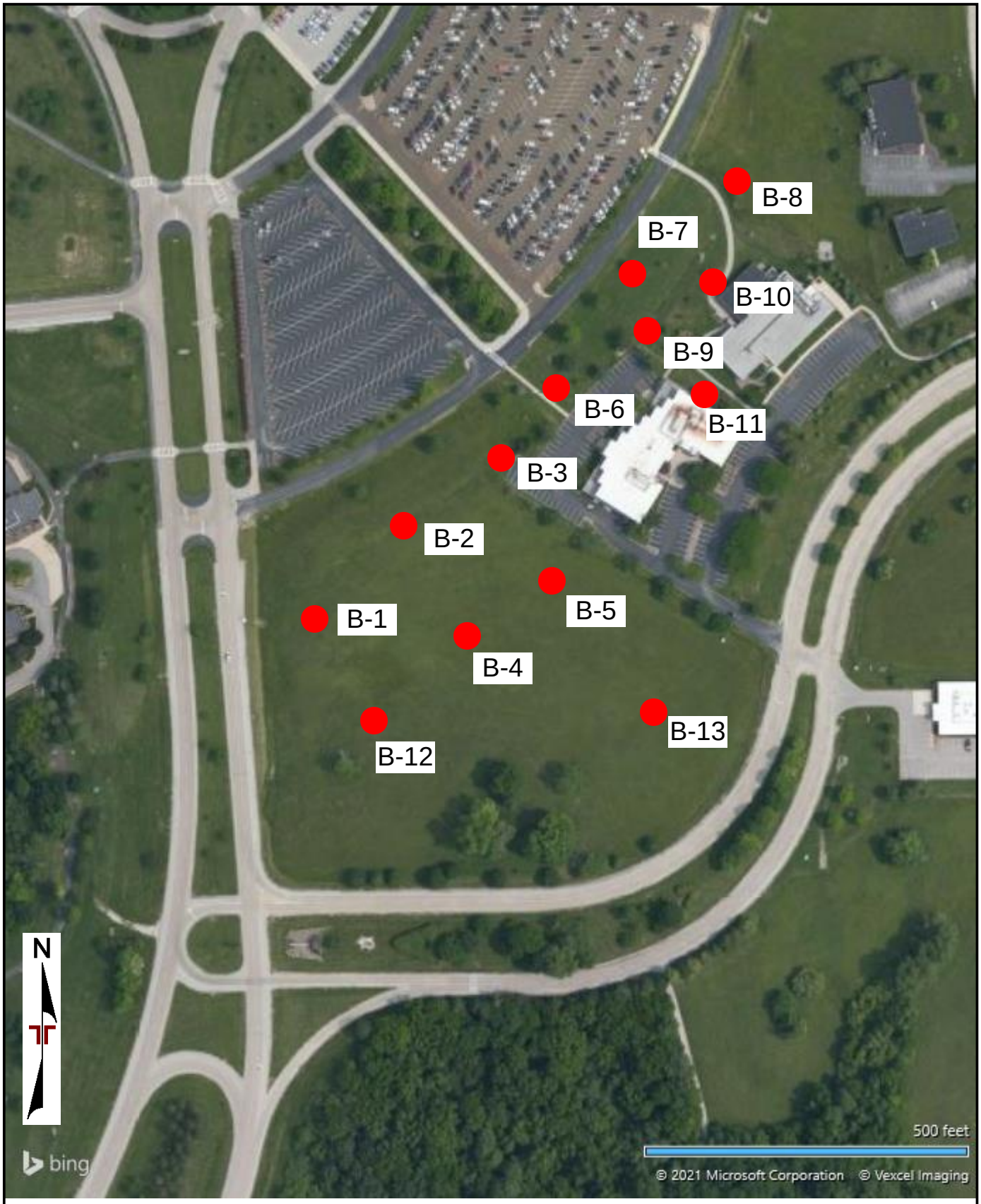

DIAGRAM IS FOR GENERAL LOCATION ONLY, AND IS NOT INTENDED FOR CONSTRUCTION PURPOSES

AERIAL PHOTOGRAPHY PROVIDED BY MICROSOFT BING MAPS

Project Manager: KTR	Project No. 15217050	Terracon 11600 Lilburn Park Rd Saint Louis, MO 63146-3535	SITE DIAGRAM
Drawn by: JMM	Scale: AS SHOWN		SIUE Health Sciences Building 200 University Park Edwardsville, IL
Checked by: KTR	File Name:		Exhibit 2
Approved by: JMM	Date: 9/2/2021		

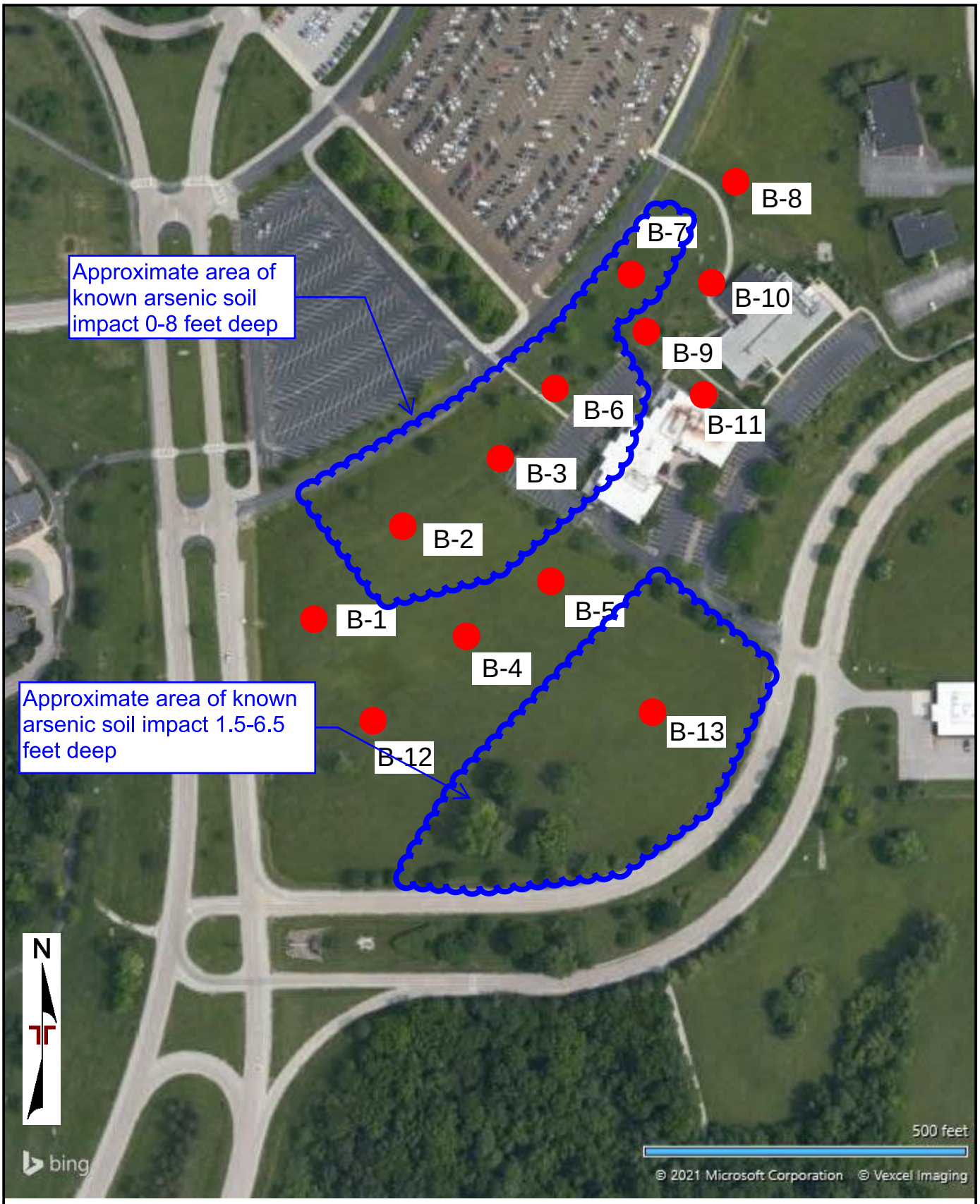

DIAGRAM IS FOR GENERAL LOCATION ONLY, AND IS NOT INTENDED FOR CONSTRUCTION PURPOSES

AERIAL PHOTOGRAPHY PROVIDED BY MICROSOFT BING MAPS

Project Manager: KTR	Project No. 15217050	Terracon 11600 Lilburn Park Rd Saint Louis, MO 63146-3535	Areas of Impact	Exhibit
Drawn by: JMM	Scale: AS SHOWN		SIUE Health Sciences Building 200 University Park Edwardsville, IL	3
Checked by: KTR	File Name:			
Approved by: JMM	Date: 9/2/2021			

APPENDIX B – SOIL BORING LOGS

General Notes

Unified Soil Classification System

Boring Logs for B-1 through B-13

GENERAL NOTES

DESCRIPTION OF SYMBOLS AND ABBREVIATIONS

SAMPLING

Auger	Split Spoon
Shelby Tube	Macro Core
Ring Sampler	Rock Core
Grab Sample	No Recovery

WATER LEVEL

- Water Initially Encountered
- Water Level After a Specified Period of Time
- Water Level After a Specified Period of Time

Water levels indicated on the soil boring logs are the levels measured in the borehole at the times indicated. Groundwater level variations will occur over time. In low permeability soils, accurate determination of groundwater levels is not possible with short term water level observations.

FIELD TESTS

(HP)	Hand Penetrometer
(T)	Torvane
(b/f)	Standard Penetration Test (blows per foot)
(PID)	Photo-Ionization Detector
(OVA)	Organic Vapor Analyzer

DESCRIPTIVE SOIL CLASSIFICATION

Soil classification is based on the Unified Soil Classification System. Coarse Grained Soils have more than 50% of their dry weight retained on a #200 sieve; their principal descriptors are: boulders, cobbles, gravel or sand. Fine Grained Soils have less than 50% of their dry weight retained on a #200 sieve; they are principally described as clays if they are plastic, and silts if they are slightly plastic or non-plastic. Major constituents may be added as modifiers and minor constituents may be added according to the relative proportions based on grain size. In addition to gradation, coarse-grained soils are defined on the basis of their in-place relative density and fine-grained soils on the basis of their consistency.

LOCATION AND ELEVATION NOTES

Unless otherwise noted, Latitude and Longitude are approximately determined using a hand-held GPS device. The accuracy of such devices is variable. Surface elevation data annotated with +/- indicates that no actual topographical survey was conducted to confirm the surface elevation. Instead, the surface elevation was approximately determined from topographic maps of the area.

STRENGTH TERMS

RELATIVE DENSITY OF COARSE-GRAINED SOILS (More than 50% retained on No. 200 sieve.) Density determined by Standard Penetration Resistance Includes gravels, sands and silts.			CONSISTENCY OF FINE-GRAINED SOILS (50% or more passing the No. 200 sieve.) Consistency determined by laboratory shear strength testing, field visual-manual procedures or standard penetration resistance			
Descriptive Term (Density)	Standard Penetration or N-Value Blows/Ft.	Ring Sampler Blows/Ft.	Descriptive Term (Consistency)	Unconfined Compressive Strength, Qu, psf	Standard Penetration or N-Value Blows/Ft.	Ring Sampler Blows/Ft.
Very Loose	0 - 3	0 - 6	Very Soft	less than 500	0 - 1	< 3
Loose	4 - 9	7 - 18	Soft	500 to 1,000	2 - 4	3 - 4
Medium Dense	10 - 29	19 - 58	Medium-Stiff	1,000 to 2,000	4 - 8	5 - 9
Dense	30 - 50	59 - 98	Stiff	2,000 to 4,000	8 - 15	10 - 18
Very Dense	> 50	≥ 99	Very Stiff	4,000 to 8,000	15 - 30	19 - 42
			Hard	> 8,000	> 30	> 42

RELATIVE PROPORTIONS OF SAND AND GRAVEL

Descriptive Term(s) of other constituents	Percent of Dry Weight
Trace	< 15
With	15 - 29
Modifier	> 30

GRAIN SIZE TERMINOLOGY

Major Component of Sample	Particle Size
Boulders	Over 12 in. (300 mm)
Cobbles	12 in. to 3 in. (300mm to 75mm)
Gravel	3 in. to #4 sieve (75mm to 4.75 mm)
Sand	#4 to #200 sieve (4.75mm to 0.075mm
Silt or Clay	Passing #200 sieve (0.075mm)

RELATIVE PROPORTIONS OF FINES

Descriptive Term(s) of other constituents	Percent of Dry Weight
Trace	< 5
With	5 - 12
Modifier	> 12

PLASTICITY DESCRIPTION

Term	Plasticity Index
Non-plastic	0
Low	1 - 10
Medium	11 - 30
High	> 30

Terracon

UNIFIED SOIL CLASSIFICATION SYSTEM

Criteria for Assigning Group Symbols and Group Names Using Laboratory Tests[A]					Soil Classification	
					Group Symbol	Group Name[B]
Coarse Grained Soils More than 50% retained on No. 200 sieve	Gravels More than 50% of coarse fraction retained on No. 4 sieve	Clean Gravels Less than 5% fines[C]	$Cu \geq 4$ and $1 \leq Cc \leq 3$[E]		GW	Well-graded gravel[F]
			$Cu < 4$ and/or $1 > Cc > 3$[E]		GP	Poorly graded gravel[F]
		Gravels with Fines More than 12% fines[C]	Fines classify as ML or MH		GM	Silty gravel[F,G,H]
			Fines classify as CL or CH		GC	Clayey gravel[F,G,H]
	Sands 50% or more of coarse fraction passes No. 4 sieve	Clean Sands Less than 5% fines[D]	$Cu \geq 6$ and $1 \leq Cc \leq 3$[E]		SW	Well-graded sand[I]
			$Cu < 6$ and/or $1 > Cc > 3$[E]		SP	Poorly graded sand[I]
		Sands with Fines More than 12% fines[D]	Fines classify as ML or MH		SM	Silty sand[G,H,I]
			Fines Classify as CL or CH		SC	Clayey sand[G,H,I]
Fine-Grained Soils 50% or more passes the No. 200 sieve	Silts and Clays Liquid limit less than 50	inorganic	$PI > 7$ and plots on or above "A" line[J]		CL	Lean clay[K,L,M]
			$PI < 4$ or plots below "A" line[J]		ML	Silt[K,L,M]
		organic	Liquid limit - oven dried	< 0.75	OL	Organic clay[K,L,M,N]
			Liquid limit - not dried			Organic silt[K,L,M,O]
	Silts and Clays Liquid limit 50 or more	inorganic	PI plots on or above "A" line		CH	Fat clay[K,L,M]
			PI plots below "A" line		MH	Elastic Silt[K,L,M]
		organic	Liquid limit - oven dried	< 0.75	OH	Organic clay[K,L,M,P]
			Liquid limit - not dried			Organic silt[K,L,M,Q]
Highly organic soils	Primarily organic matter, dark in color, and organic odor				PT	Peat

[A] Based on the material passing the 3-in. (75-mm) sieve

[B] If field sample contained cobbles or boulders, or both, add "with cobbles or boulders, or both" to group name.

[C] Gravels with 5 to 12% fines require dual symbols: GW-GM well-graded gravel with silt, GW-GC well-graded gravel with clay, GP-GM poorly graded gravel with silt, GP-GC poorly graded gravel with clay.

[D] Sands with 5 to 12% fines require dual symbols: SW-SM well-graded sand with silt, SW-SC well-graded sand with clay, SP-SM poorly graded sand with silt, SP-SC poorly graded sand with clay

[E] $Cu = D_{60}/D_{10}$ $\quad Cc = \dfrac{(D_{30})^2}{D_{10} \times D_{60}}$

[F] If soil contains ≥ 15% sand, add "with sand" to group name.

[G] If fines classify as CL-ML, use dual symbol GC-GM, or SC-SM.

[H] If fines are organic, add "with organic fines" to group name.

[I] If soil contains ≥ 15% gravel, add "with gravel" to group name.

[J] If Atterberg limits plot in shaded area, soil is a CL-ML, silty clay.

[K] If soil contains 15 to 29% plus No. 200, add "with sand" or "with gravel," whichever is predominant.

[L] If soil contains ≥ 30% plus No. 200 predominantly sand, add "sandy" to group name.

[M] If soil contains ≥ 30% plus No. 200, predominantly gravel, add "gravelly" to group name.

[N] $PI \geq 4$ and plots on or above "A" line.

[O] $PI < 4$ or plots below "A" line.

[P] PI plots on or above "A" line.

[Q] PI plots below "A" line.

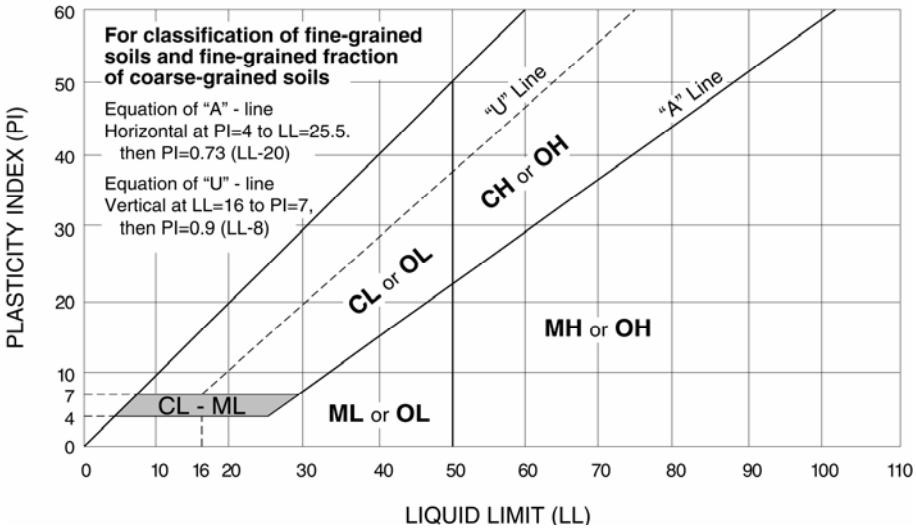

Terracon

BORING LOG NO. B-1

PROJECT: SIUE Health Sciences Building

CLIENT: Hellmuth Obata Kassabaum Inc (HOK)
St. Louis, MO

SITE: University Park Drive
Edwardsville, IL

LOCATION See Exploration Plan

Latitude: 38.7896° Longitude: -89.9936°

Approximate Surface Elev.: 560 (Ft.) +/-

DEPTH	ELEVATION (Ft.)	MODEL LAYER	DESCRIPTION
0.2	560+/-		**ROOT ZONE**, approx. 2"
			LEAN CLAY (CL), with silt, brown, medium stiff to stiff
12.0	548+/-	2	**LEAN CLAY (CL)**, trace silt, gray, soft to medium stiff

DEPTH (Ft.)	RECOVERY (In.)	FIELD TEST RESULTS	SAMPLE NUMBER	UNCONFINED COMPRESSIVE STRENGTH (psf)	WATER CONTENT (%)	DRY UNIT WEIGHT (pcf)	ATTERBERG LIMITS LL-PL-PI
	10	3-4-5 N=9	1		25.4		
5	12	2-3-3 N=6	2		26.8		34-23-11
	20		3	1450	26.8	105	
10	13	1-3-2 N=5	4		27.9		
15	14	1-2-2 N=4	5		24.9		
20	16	1-1-2 N=3	6		28.0		
25	17	1-2-2 N=4	7		28.0		

Stratification lines are approximate. In-situ, the transition may be gradual.

Hammer Type: Automatic

Advancement Method:
0 to 13.5 feet: Hollow-Stem Augers
13.5 to 80 feet: Mud Rotary

Abandonment Method:
Boring backfilled with auger cuttings and bentonite chips upon completion.

See Exploration and Testing Procedures for a description of field and laboratory procedures used and additional data (If any).

See Supporting Information for explanation of symbols and abbreviations.

Elevations were obtained from Google Earth.

Notes:

WATER LEVEL OBSERVATIONS

None observed prior to introducing drilling fluid

Terracon
11600 Lilburn Park Rd
Saint Louis, MO

Boring Started: 08-20-2021
Boring Completed: 08-20-2021
Drill Rig: 603
Driller: SZ
Project No.: 15215038

THIS BORING LOG IS NOT VALID IF SEPARATED FROM ORIGINAL REPORT. GEO SMART LOG-NO WELL 15215038 SIUE HEALTH SCIEN.GPJ TERRACON_DATATEMPLATE.GDT 9/13/21

BORING LOG NO. B-1

PROJECT: SIUE Health Sciences Building

CLIENT: Hellmuth Obata Kassabaum Inc (HOK)
St. Louis, MO

SITE: University Park Drive
Edwardsville, IL

LOCATION See Exploration Plan

Latitude: 38.7896° Longitude: -89.9936°

Approximate Surface Elev.: 560 (Ft.) +/-

DEPTH ELEVATION (Ft.)

MODEL LAYER	DEPTH	ELEVATION (Ft.)	DESCRIPTION
2	27.0	533+/-	**LEAN CLAY (CL)**, trace silt, gray, soft to medium stiff *(continued)*
3	37.0	523+/-	**SANDY LEAN CLAY (CL)**, gray and brown, soft to medium stiff
			SANDY LEAN CLAY (CL), trace gravel, brown and gray, stiff to hard

DEPTH (Ft.)	SAMPLE TYPE	RECOVERY (In.)	FIELD TEST RESULTS	SAMPLE NUMBER	WATER CONTENT (%)
30	X	17	1-2-2 N=4	8	26.2
35	X	18	1-1-1 N=2	9	20.7
40	X	18	4-6-5 N=11	10	15.1
45	X	16	3-3-5 N=8	11	14.0
50	X	15	9-12-14 N=26	12	13.6

WATER LEVEL OBSERVATIONS | UNCONFINED COMPRESSIVE STRENGTH (psf) | DRY UNIT WEIGHT (pcf) | ATTERBERG LIMITS LL-PL-PI

Stratification lines are approximate. In-situ, the transition may be gradual.

Hammer Type: Automatic

Advancement Method:
0 to 13.5 feet: Hollow-Stem Augers
13.5 to 80 feet: Mud Rotary

Abandonment Method:
Boring backfilled with auger cuttings and bentonite chips upon completion.

See Exploration and Testing Procedures for a description of field and laboratory procedures used and additional data (If any).

See Supporting Information for explanation of symbols and abbreviations.

Elevations were obtained from Google Earth.

Notes:

WATER LEVEL OBSERVATIONS

None observed prior to introducing drilling fluid

Terracon
11600 Lilburn Park Rd
Saint Louis, MO

Boring Started: 08-20-2021 | Boring Completed: 08-20-2021
Drill Rig: 603 | Driller: SZ
Project No.: 15215038

THIS BORING LOG IS NOT VALID IF SEPARATED FROM ORIGINAL REPORT. GEO SMART LOG-NO WELL 15215038 SIUE HEALTH SCIEN.GPJ TERRACON_DATATEMPLATE.GDT 9/13/21

BORING LOG NO. B-1

PROJECT: SIUE Health Sciences Building

CLIENT: Hellmuth Obata Kassabaum Inc (HOK)
St. Louis, MO

SITE: University Park Drive
Edwardsville, IL

LOCATION See Exploration Plan

Latitude: 38.7896° Longitude: -89.9936°

Approximate Surface Elev.: 560 (Ft.) +/-

DEPTH ELEVATION (Ft.)

MODEL LAYER	GRAPHIC LOG	DEPTH (Ft.)	WATER LEVEL OBSERVATIONS	SAMPLE TYPE	RECOVERY (In.)	FIELD TEST RESULTS	SAMPLE NUMBER	UNCONFINED COMPRESSIVE STRENGTH (psf)	WATER CONTENT (%)	DRY UNIT WEIGHT (pcf)	ATTERBERG LIMITS LL-PL-PI
3		**SANDY LEAN CLAY (CL)**, trace gravel, brown and gray, stiff to hard *(continued)*									
		55		X	15	7-18-11 N=29	13		13.0		
		60		X	16	7-9-10 N=19	14		19.7		
		65		X	17	14-17-17 N=34	15		15.4		
		70		X	14	3-6-7 N=13	16		15.4		
		75		X	15	6-7-7 N=14	17		15.0		

Stratification lines are approximate. In-situ, the transition may be gradual.

Hammer Type: Automatic

Advancement Method:
0 to 13.5 feet: Hollow-Stem Augers
13.5 to 80 feet: Mud Rotary

Abandonment Method:
Boring backfilled with auger cuttings and bentonite chips upon completion.

See Exploration and Testing Procedures for a description of field and laboratory procedures used and additional data (If any).

See Supporting Information for explanation of symbols and abbreviations.

Elevations were obtained from Google Earth.

Notes:

WATER LEVEL OBSERVATIONS

None observed prior to introducing drilling fluid

Terracon
11600 Lilburn Park Rd
Saint Louis, MO

Boring Started: 08-20-2021 | Boring Completed: 08-20-2021
Drill Rig: 603 | Driller: SZ
Project No.: 15215038

THIS BORING LOG IS NOT VALID IF SEPARATED FROM ORIGINAL REPORT. GEO SMART LOG-NO WELL 15215038 SIUE HEALTH SCIEN.GPJ TERRACON_DATATEMPLATE.GDT 9/13/21

BORING LOG NO. B-1

PROJECT: SIUE Health Sciences Building

CLIENT: Hellmuth Obata Kassabaum Inc (HOK)
St. Louis, MO

SITE: University Park Drive
Edwardsville, IL

LOCATION See Exploration Plan

Latitude: 38.7896° Longitude: -89.9936°

Approximate Surface Elev.: 560 (Ft.) +/-

MODEL LAYER	GRAPHIC LOG	DEPTH	ELEVATION (Ft.)	DEPTH (Ft.)	WATER LEVEL OBSERVATIONS	SAMPLE TYPE	RECOVERY (In.)	FIELD TEST RESULTS	SAMPLE NUMBER	UNCONFINED COMPRESSIVE STRENGTH (psf)	WATER CONTENT (%)	DRY UNIT WEIGHT (pcf)	ATTERBERG LIMITS LL-PL-PI
3		**SANDY LEAN CLAY (CL)**, trace gravel, brown and gray, stiff to hard *(continued)*											
						X	16	3-6-7 N=13	18		12.9		
		80.0	480+/-	80									
		Boring Terminated at 80 Feet											

Stratification lines are approximate. In-situ, the transition may be gradual.

Hammer Type: Automatic

Advancement Method:
0 to 13.5 feet: Hollow-Stem Augers
13.5 to 80 feet: Mud Rotary

Abandonment Method:
Boring backfilled with auger cuttings and bentonite chips upon completion.

See Exploration and Testing Procedures for a description of field and laboratory procedures used and additional data (If any).

See Supporting Information for explanation of symbols and abbreviations.

Elevations were obtained from Google Earth.

Notes:

WATER LEVEL OBSERVATIONS

None observed prior to introducing drilling fluid

Terracon
11600 Lilburn Park Rd
Saint Louis, MO

Boring Started: 08-20-2021	Boring Completed: 08-20-2021
Drill Rig: 603	Driller: SZ
Project No.: 15215038	

THIS BORING LOG IS NOT VALID IF SEPARATED FROM ORIGINAL REPORT. GEO SMART LOG-NO WELL 15215038 SIUE HEALTH SCIEN.GPJ TERRACON_DATATEMPLATE.GDT 9/13/21

BORING LOG NO. B-2

PROJECT: SIUE Health Sciences Building

CLIENT: Hellmuth Obata Kassabaum Inc (HOK)
St. Louis, MO

SITE: University Park Drive
Edwardsville, IL

LOCATION See Exploration Plan

Latitude: 38.7899° Longitude: -89.9931°

Approximate Surface Elev.: 566 (Ft.) +/-

DEPTH	ELEVATION (Ft.)	MODEL LAYER	DESCRIPTION
0.2	566+/-		**ROOT ZONE**, approx. 2"
		2	**FAT CLAY (CH)**, trace sand, brown, medium stiff to stiff
6.0	560+/-		**LEAN CLAY (CL)**, with silt, brown and gray, soft to medium stiff

DEPTH (Ft.)	SAMPLE TYPE	RECOVERY (In.)	FIELD TEST RESULTS	SAMPLE NUMBER	UNCONFINED COMPRESSIVE STRENGTH (psf)	WATER CONTENT (%)	DRY UNIT WEIGHT (pcf)	ATTERBERG LIMITS LL-PL-PI
		10	2-3-4 N=7	1		22.7		58-21-37
5		9		2	3870	25.9	104	
		17	1-1-2 N=3	3		26.0		
10		14	1-2-3 N=5	4		26.4		
		15	1-2-2 N=4	5		28.6		
15								
		14	1-1-2 N=3	6		27.4		
20								
		13	1-2-2 N=4	7		28.0		
25								

Stratification lines are approximate. In-situ, the transition may be gradual.

Hammer Type: Automatic

Advancement Method:
Hollow-Stem Augers

Abandonment Method:
Boring backfilled with auger cuttings upon completion.

See Exploration and Testing Procedures for a description of field and laboratory procedures used and additional data (If any).

See Supporting Information for explanation of symbols and abbreviations.

Elevations were obtained from Google Earth.

Notes:

WATER LEVEL OBSERVATIONS

None observed during or after drilling

Terracon
11600 Lilburn Park Rd
Saint Louis, MO

Boring Started: 08-19-2021
Boring Completed: 08-19-2021
Drill Rig: 603
Driller: SZ
Project No.: 15215038

THIS BORING LOG IS NOT VALID IF SEPARATED FROM ORIGINAL REPORT. GEO SMART LOG-NO WELL 15215038 SIUE HEALTH SCIEN.GPJ TERRACON_DATATEMPLATE.GDT 9/13/21

BORING LOG NO. B-2

PROJECT: SIUE Health Sciences Building

CLIENT: Hellmuth Obata Kassabaum Inc (HOK)
St. Louis, MO

SITE: University Park Drive
Edwardsville, IL

LOCATION See Exploration Plan

Latitude: 38.7899° Longitude: -89.9931°

Approximate Surface Elev.: 566 (Ft.) +/-

MODEL LAYER	GRAPHIC LOG	DEPTH	ELEVATION (Ft.)	DEPTH (Ft.)	WATER LEVEL OBSERVATIONS	SAMPLE TYPE	RECOVERY (In.)	FIELD TEST RESULTS	SAMPLE NUMBER	UNCONFINED COMPRESSIVE STRENGTH (psf)	WATER CONTENT (%)	DRY UNIT WEIGHT (pcf)	ATTERBERG LIMITS LL-PL-PI
2		**LEAN CLAY (CL)**, with silt, brown and gray, soft to medium stiff *(continued)*											
		30.0	536+/-			X	15	1-2-2 N=4	8		28.4		
		Boring Terminated at 30 Feet		30									

Stratification lines are approximate. In-situ, the transition may be gradual.

Hammer Type: Automatic

Advancement Method:
Hollow-Stem Augers

Abandonment Method:
Boring backfilled with auger cuttings upon completion.

See Exploration and Testing Procedures for a description of field and laboratory procedures used and additional data (If any).

See Supporting Information for explanation of symbols and abbreviations.

Elevations were obtained from Google Earth.

Notes:

WATER LEVEL OBSERVATIONS

None observed during or after drilling

Terracon
11600 Lilburn Park Rd
Saint Louis, MO

Boring Started: 08-19-2021
Boring Completed: 08-19-2021
Drill Rig: 603
Driller: SZ
Project No.: 15215038

THIS BORING LOG IS NOT VALID IF SEPARATED FROM ORIGINAL REPORT. GEO SMART LOG-NO WELL 15215038 SIUE HEALTH SCIEN.GPJ TERRACON_DATATEMPLATE.GDT 9/13/21

BORING LOG NO. B-3

PROJECT: SIUE Health Sciences Building

CLIENT: Hellmuth Obata Kassabaum Inc (HOK)
St. Louis, MO

SITE: University Park Drive
Edwardsville, IL

LOCATION See Exploration Plan

Latitude: 38.7902° Longitude: -89.9925°

Approximate Surface Elev.: 569 (Ft.) +/-

MODEL LAYER	DEPTH	ELEVATION (Ft.)	Description
1	0.2	569+/-	**ROOT ZONE**, approx. 2"
1			**FILL - LEAN CLAY**, trace silt and sand, brown
1	6.0	563+/-	
2			**FAT CLAY (CH)**, trace sand, gray with brown, stiff
2	9.0	560+/-	
2			**LEAN CLAY (CL)**, with silt, brown and gray, soft to medium stiff
2	22.0	547+/-	
2			**LEAN CLAY (CL)**, with organics and silt, dark gray, soft to medium stiff

DEPTH (Ft.)	SAMPLE TYPE	RECOVERY (In.)	FIELD TEST RESULTS	SAMPLE NUMBER	UNCONFINED COMPRESSIVE STRENGTH (psf)	WATER CONTENT (%)	DRY UNIT WEIGHT (pcf)	ATTERBERG LIMITS LL-PL-PI
		10	4-6-5 N=11	1		20.4		
5		9	4-5-6 N=11	2		22.8		
		9		3	3610	27.8	98	
10		17	1-2-2 N=4	4		26.6		
15		16	1-1-2 N=3	5		28.3		
20		16	1-1-2 N=3	6		26.7		
25		14	2-2-2 N=4	7		41.1		

WATER LEVEL OBSERVATIONS

Stratification lines are approximate. In-situ, the transition may be gradual.

Hammer Type: Automatic

Advancement Method:
Hollow-Stem Augers

Abandonment Method:
Boring backfilled with auger cuttings upon completion.

See Exploration and Testing Procedures for a description of field and laboratory procedures used and additional data (If any).

See Supporting Information for explanation of symbols and abbreviations.

Elevations were obtained from Google Earth.

Notes:

WATER LEVEL OBSERVATIONS

None observed during or after drilling

Terracon
11600 Lilburn Park Rd
Saint Louis, MO

Boring Started: 08-19-2021
Boring Completed: 08-19-2021
Drill Rig: 603
Driller: SZ
Project No.: 15215038

THIS BORING LOG IS NOT VALID IF SEPARATED FROM ORIGINAL REPORT. GEO SMART LOG-NO WELL 15215038 SIUE HEALTH SCIEN.GPJ TERRACON_DATATEMPLATE.GDT 9/13/21

BORING LOG NO. B-3

PROJECT: SIUE Health Sciences Building

CLIENT: Hellmuth Obata Kassabaum Inc (HOK)
St. Louis, MO

SITE: University Park Drive
Edwardsville, IL

LOCATION See Exploration Plan

Latitude: 38.7902° Longitude: -89.9925°

Approximate Surface Elev.: 569 (Ft.) +/-

MODEL LAYER	GRAPHIC LOG	DEPTH	ELEVATION (Ft.)	DEPTH (Ft.)	WATER LEVEL OBSERVATIONS	SAMPLE TYPE	RECOVERY (In.)	FIELD TEST RESULTS	SAMPLE NUMBER	UNCONFINED COMPRESSIVE STRENGTH (psf)	WATER CONTENT (%)	DRY UNIT WEIGHT (pcf)	ATTERBERG LIMITS LL-PL-PI
2		**LEAN CLAY (CL)**, with organics and silt, dark gray, soft to medium stiff *(continued)*											
		27.0	542+/-										
		LEAN CLAY (CL), with silt, gray, soft to medium stiff											
						X	14	1-1-2 N=3	8		26.4		
				30									
						X	15	1-2-2 N=4	9		26.7		
				35									
		37.0	532+/-										
		LEAN CLAY (CL), brownish gray, soft to medium stiff											
						X	17	1-2-2 N=4	10		24.3		
				40									
		42.0	527+/-										
4		**SANDY LEAN CLAY (CL)**, gray and brown, soft to medium stiff											
						X	18	1-2-2 N=4	11		20.1		
				45									
						X	18	2-3-4 N=7	12		13.9		
		50.0	519+/-	50									
		Boring Terminated at 50 Feet											

Stratification lines are approximate. In-situ, the transition may be gradual.

Hammer Type: Automatic

Advancement Method:
Hollow-Stem Augers

Abandonment Method:
Boring backfilled with auger cuttings upon completion.

See Exploration and Testing Procedures for a description of field and laboratory procedures used and additional data (If any).

See Supporting Information for explanation of symbols and abbreviations.

Elevations were obtained from Google Earth.

Notes:

WATER LEVEL OBSERVATIONS

None observed during or after drilling

Terracon
11600 Lilburn Park Rd
Saint Louis, MO

Boring Started: 08-19-2021
Boring Completed: 08-19-2021
Drill Rig: 603
Driller: SZ
Project No.: 15215038

THIS BORING LOG IS NOT VALID IF SEPARATED FROM ORIGINAL REPORT. GEO SMART LOG-NO WELL 15215038 SIUE HEALTH SCIEN.GPJ TERRACON_DATATEMPLATE.GDT 9/13/21

BORING LOG NO. B-4

PROJECT: SIUE Health Sciences Building

CLIENT: Hellmuth Obata Kassabaum Inc (HOK)
St. Louis, MO

SITE: University Park Drive
Edwardsville, IL

LOCATION See Exploration Plan

Latitude: 38.7895° Longitude: -89.9928°

Approximate Surface Elev.: 567 (Ft.) +/-

MODEL LAYER	DEPTH	ELEVATION (Ft.)	DESCRIPTION
1	0.2	567+/-	**ROOT ZONE**, approx. 2"
			FILL - FAT CLAY, brown
	3.0	564+/-	
2			**FAT CLAY (CH)**, brown and gray, medium stiff
	9.0	558+/-	
			FAT CLAY (CH), brownish gray, medium stiff
	12.0	555+/-	
			LEAN CLAY (CL), trace silt, brown and gray, soft to medium stiff

DEPTH (Ft.)	RECOVERY (In.)	FIELD TEST RESULTS	SAMPLE NUMBER	UNCONFINED COMPRESSIVE STRENGTH (psf)	WATER CONTENT (%)	DRY UNIT WEIGHT (pcf)	ATTERBERG LIMITS LL-PL-PI
	9	3-4-5 N=9	1		20.9		
5	7	3-3-4 N=7	2		23.7		
	17		3	1650	23.3	108	
10	9	2-3-3 N=6	4		28.6		
15	12	1-2-3 N=5	5		26.6		
20	16	1-2-3 N=5	6		26.7		
25	14	1-1-2 N=3	7		27.9		

Stratification lines are approximate. In-situ, the transition may be gradual.

Hammer Type: Automatic

Advancement Method:
Hollow-Stem Augers

Abandonment Method:
Boring backfilled with auger cuttings upon completion.

See Exploration and Testing Procedures for a description of field and laboratory procedures used and additional data (If any).

See Supporting Information for explanation of symbols and abbreviations.

Elevations were obtained from Google Earth.

Notes:

WATER LEVEL OBSERVATIONS

None observed during or after drilling

Terracon
11600 Lilburn Park Rd
Saint Louis, MO

Boring Started: 08-19-2021
Boring Completed: 08-19-2021
Drill Rig: 603
Driller: SZ
Project No.: 15215038

THIS BORING LOG IS NOT VALID IF SEPARATED FROM ORIGINAL REPORT. GEO SMART LOG-NO WELL 15215038 SIUE HEALTH SCIEN.GPJ TERRACON_DATATEMPLATE.GDT 9/13/21

BORING LOG NO. B-4

PROJECT: SIUE Health Sciences Building

CLIENT: Hellmuth Obata Kassabaum Inc (HOK)
St. Louis, MO

SITE: University Park Drive
Edwardsville, IL

LOCATION See Exploration Plan

Latitude: 38.7895° Longitude: -89.9928°

Approximate Surface Elev.: 567 (Ft.) +/-

MODEL LAYER	GRAPHIC LOG	DEPTH	ELEVATION (Ft.)	DEPTH (Ft.)	WATER LEVEL OBSERVATIONS	SAMPLE TYPE	RECOVERY (In.)	FIELD TEST RESULTS	SAMPLE NUMBER	UNCONFINED COMPRESSIVE STRENGTH (psf)	WATER CONTENT (%)	DRY UNIT WEIGHT (pcf)	ATTERBERG LIMITS LL-PL-PI
2		**LEAN CLAY (CL)**, trace silt, brown and gray, soft to medium stiff *(continued)*											
		30.0	537+/-			X	18	1-2-2 N=4	8		27.4		
		Boring Terminated at 30 Feet		30									

Stratification lines are approximate. In-situ, the transition may be gradual.

Hammer Type: Automatic

Advancement Method:
Hollow-Stem Augers

Abandonment Method:
Boring backfilled with auger cuttings upon completion.

See Exploration and Testing Procedures for a description of field and laboratory procedures used and additional data (If any).

See Supporting Information for explanation of symbols and abbreviations.

Elevations were obtained from Google Earth.

Notes:

WATER LEVEL OBSERVATIONS

None observed during or after drilling

Terracon
11600 Lilburn Park Rd
Saint Louis, MO

Boring Started: 08-19-2021	Boring Completed: 08-19-2021
Drill Rig: 603	Driller: SZ
Project No.: 15215038	

THIS BORING LOG IS NOT VALID IF SEPARATED FROM ORIGINAL REPORT. GEO SMART LOG-NO WELL 15215038 SIUE HEALTH SCIEN.GPJ TERRACON_DATATEMPLATE.GDT 9/13/21

BORING LOG NO. B-5

PROJECT: SIUE Health Sciences Building

CLIENT: Hellmuth Obata Kassabaum Inc (HOK)
St. Louis, MO

SITE: University Park Drive
Edwardsville, IL

LOCATION See Exploration Plan

Latitude: 38.7897° Longitude: -89.9921°

Approximate Surface Elev.: 571 (Ft.) +/-

DEPTH	ELEVATION (Ft.)	MODEL LAYER	DESCRIPTION
0.2	571+/-	1	**ROOT ZONE**, approx. 2"
		1	**FILL - FAT CLAY**, brown
3.0	568+/-	2	**LEAN CLAY (CL)**, with silt, brown and gray, soft to stiff

DEPTH (Ft.)	WATER LEVEL OBSERVATIONS	SAMPLE TYPE	RECOVERY (In.)	FIELD TEST RESULTS	SAMPLE NUMBER	UNCONFINED COMPRESSIVE STRENGTH (psf)	WATER CONTENT (%)	DRY UNIT WEIGHT (pcf)	ATTERBERG LIMITS LL-PL-PI
			10	2-2-3 N=5	1		22.1		
5			11	1-2-2 N=4	2		20.5		
			22		3	1790	26.4	107	
10			13	4-5-5 N=10	4		25.8		
15	▽		15	1-2-2 N=4	5		26.9		
20			14	1-1-3 N=4	6		26.3		
25			6	1-1-1 N=2	7		30.1		

Stratification lines are approximate. In-situ, the transition may be gradual.

Hammer Type: Automatic

Advancement Method:
0 to 13.5 feet: Hollow-Stem Augers
13.5 to 80 feet: Mud Rotary

Abandonment Method:
Boring backfilled with auger cuttings and bentonite chips upon completion.

See Exploration and Testing Procedures for a description of field and laboratory procedures used and additional data (If any).

See Supporting Information for explanation of symbols and abbreviations.

Elevations were obtained from Google Earth.

Notes:

WATER LEVEL OBSERVATIONS

▽ *14 feet during drilling*

Terracon
11600 Lilburn Park Rd
Saint Louis, MO

Boring Started: 08-19-2021 | Boring Completed: 08-19-2021
Drill Rig: 603 | Driller: SZ
Project No.: 15215038

THIS BORING LOG IS NOT VALID IF SEPARATED FROM ORIGINAL REPORT. GEO SMART LOG-NO WELL 15215038 SIUE HEALTH SCIEN.GPJ TERRACON_DATATEMPLATE.GDT 9/13/21

BORING LOG NO. B-5

PROJECT: SIUE Health Sciences Building

CLIENT: Hellmuth Obata Kassabaum Inc (HOK)
St. Louis, MO

SITE: University Park Drive
Edwardsville, IL

LOCATION See Exploration Plan

Latitude: 38.7897° Longitude: -89.9921°

Approximate Surface Elev.: 571 (Ft.) +/-

MODEL LAYER	GRAPHIC LOG	DEPTH	ELEVATION (Ft.)	DESCRIPTION
2				**LEAN CLAY (CL)**, with silt, brown and gray, soft to stiff *(continued)*
		32.0	539+/-	
3				**SANDY LEAN CLAY (CL)**, gray, soft
		42.0	529+/-	
				SANDY LEAN CLAY (CL), trace gravel, brown and gray, stiff to hard

DEPTH (Ft.)	WATER LEVEL OBSERVATIONS	SAMPLE TYPE	RECOVERY (In.)	FIELD TEST RESULTS	SAMPLE NUMBER	UNCONFINED COMPRESSIVE STRENGTH (psf)	WATER CONTENT (%)	DRY UNIT WEIGHT (pcf)	ATTERBERG LIMITS LL-PL-PI
30		X	14	1-2-2 N=4	8		26.2		
35		X	18	1-1-1 N=2	9		22.3		
40		X	18	1-1-1 N=2	10		21.5		
45		X	16	6-5-7 N=12	11		13.1		
50		X	15	3-5-6 N=11	12		12.3		

Stratification lines are approximate. In-situ, the transition may be gradual.

Hammer Type: Automatic

Advancement Method:
0 to 13.5 feet: Hollow-Stem Augers
13.5 to 80 feet: Mud Rotary

Abandonment Method:
Boring backfilled with auger cuttings and bentonite chips upon completion.

See Exploration and Testing Procedures for a description of field and laboratory procedures used and additional data (If any).

See Supporting Information for explanation of symbols and abbreviations.

Elevations were obtained from Google Earth.

Notes:

WATER LEVEL OBSERVATIONS

14 feet during drilling

Terracon
11600 Lilburn Park Rd
Saint Louis, MO

Boring Started: 08-19-2021
Boring Completed: 08-19-2021
Drill Rig: 603
Driller: SZ
Project No.: 15215038

THIS BORING LOG IS NOT VALID IF SEPARATED FROM ORIGINAL REPORT. GEO SMART LOG-NO WELL 15215038 SIUE HEALTH SCIEN.GPJ TERRACON_DATATEMPLATE.GDT 9/13/21

BORING LOG NO. B-5

PROJECT: SIUE Health Sciences Building

CLIENT: Hellmuth Obata Kassabaum Inc (HOK)
St. Louis, MO

SITE: University Park Drive
Edwardsville, IL

LOCATION See Exploration Plan

Latitude: 38.7897° Longitude: -89.9921°

Approximate Surface Elev.: 571 (Ft.) +/-

DEPTH ELEVATION (Ft.)

MODEL LAYER	GRAPHIC LOG	DEPTH (Ft.)	WATER LEVEL OBSERVATIONS	SAMPLE TYPE	RECOVERY (In.)	FIELD TEST RESULTS	SAMPLE NUMBER	UNCONFINED COMPRESSIVE STRENGTH (psf)	WATER CONTENT (%)	DRY UNIT WEIGHT (pcf)	ATTERBERG LIMITS LL-PL-PI
3		**SANDY LEAN CLAY (CL)**, trace gravel, brown and gray, stiff to hard *(continued)*									
		55		X	14	15-23-24 N=47	13		9.4		
		60		X	14	4-6-8 N=14	14		14.7		
		65		X	14	6-7-8 N=15	15		14.5		
		70		X	12	10-10-11 N=21	16		13.2		
		75		X	14	5-7-9 N=16	17		13.2		

Stratification lines are approximate. In-situ, the transition may be gradual.

Hammer Type: Automatic

Advancement Method:
0 to 13.5 feet: Hollow-Stem Augers
13.5 to 80 feet: Mud Rotary

Abandonment Method:
Boring backfilled with auger cuttings and bentonite chips upon completion.

See Exploration and Testing Procedures for a description of field and laboratory procedures used and additional data (If any).

See Supporting Information for explanation of symbols and abbreviations.

Elevations were obtained from Google Earth.

Notes:

WATER LEVEL OBSERVATIONS

14 feet during drilling

Terracon
11600 Lilburn Park Rd
Saint Louis, MO

Boring Started: 08-19-2021 | Boring Completed: 08-19-2021

Drill Rig: 603 | Driller: SZ

Project No.: 15215038

THIS BORING LOG IS NOT VALID IF SEPARATED FROM ORIGINAL REPORT. GEO SMART LOG-NO WELL 15215038 SIUE HEALTH SCIEN.GPJ TERRACON_DATATEMPLATE.GDT 9/13/21

BORING LOG NO. B-5

PROJECT: SIUE Health Sciences Building

CLIENT: Hellmuth Obata Kassabaum Inc (HOK)
St. Louis, MO

SITE: University Park Drive
Edwardsville, IL

LOCATION See Exploration Plan

Latitude: 38.7897° Longitude: -89.9921°

Approximate Surface Elev.: 571 (Ft.) +/-

MODEL LAYER	GRAPHIC LOG	DEPTH	ELEVATION (Ft.)	DEPTH (Ft.)	WATER LEVEL OBSERVATIONS	SAMPLE TYPE	RECOVERY (In.)	FIELD TEST RESULTS	SAMPLE NUMBER	UNCONFINED COMPRESSIVE STRENGTH (psf)	WATER CONTENT (%)	DRY UNIT WEIGHT (pcf)	ATTERBERG LIMITS LL-PL-PI
3		**SANDY LEAN CLAY (CL)**, trace gravel, brown and gray, stiff to hard *(continued)*											
						X	13	5-9-10 N=19	18		12.3		
		80.0	491+/-	80									
		Boring Terminated at 80 Feet											

Stratification lines are approximate. In-situ, the transition may be gradual.

Hammer Type: Automatic

Advancement Method:
0 to 13.5 feet: Hollow-Stem Augers
13.5 to 80 feet: Mud Rotary

Abandonment Method:
Boring backfilled with auger cuttings and bentonite chips upon completion.

See Exploration and Testing Procedures for a description of field and laboratory procedures used and additional data (If any).

See Supporting Information for explanation of symbols and abbreviations.

Elevations were obtained from Google Earth.

Notes:

WATER LEVEL OBSERVATIONS

14 feet during drilling

Terracon
11600 Lilburn Park Rd
Saint Louis, MO

Boring Started: 08-19-2021	Boring Completed: 08-19-2021
Drill Rig: 603	Driller: SZ
Project No.: 15215038	

THIS BORING LOG IS NOT VALID IF SEPARATED FROM ORIGINAL REPORT. GEO SMART LOG-NO WELL 15215038 SIUE HEALTH SCIEN.GPJ TERRACON_DATATEMPLATE.GDT 9/13/21

BORING LOG NO. B-6

PROJECT: SIUE Health Sciences Building

CLIENT: Hellmuth Obata Kassabaum Inc (HOK)
St. Louis, MO

SITE: University Park Drive
Edwardsville, IL

LOCATION See Exploration Plan

Latitude: 38.7905° Longitude: -89.9922°

Approximate Surface Elev.: 571 (Ft.) +/-

MODEL LAYER	DEPTH	ELEVATION (Ft.)	DESCRIPTION
	0.2	571+/-	**ROOT ZONE**, approx. 2"
1			**FILL - LEAN CLAY**, trace sand and gravel, brown
	3.0	568+/-	
1			**FILL - LEAN CLAY**, trace silt, brown and gray
	6.0	565+/-	
2			**FAT CLAY (CH)**, trace sand, brown, stiff
	9.0	562+/-	
2			**LEAN CLAY (CL)**, with silt, brown and gray, soft to medium stiff
	22.0	549+/-	
2			**LEAN CLAY (CL)**, with organics and silt, dark gray, soft to medium stiff

DEPTH (Ft.)	SAMPLE TYPE	RECOVERY (In.)	FIELD TEST RESULTS	SAMPLE NUMBER	UNCONFINED COMPRESSIVE STRENGTH (psf)	WATER CONTENT (%)	DRY UNIT WEIGHT (pcf)	ATTERBERG LIMITS LL-PL-PI
		8	5-6-6 N=12	1		17.7		
5		12	5-6-7 N=13	2		17.1		
		10		3	3550	27.0	101	
10		11	1-2-2 N=4	4		25.3		56-21-35
15		14	1-2-2 N=4	5		24.9		
20		16	1-1-2 N=3	6		26.9		
25		15	1-2-2 N=4	7		40.4		

Stratification lines are approximate. In-situ, the transition may be gradual.

Hammer Type: Automatic

Advancement Method:
Hollow-Stem Augers

Abandonment Method:
Boring backfilled with auger cuttings upon completion.

See Exploration and Testing Procedures for a description of field and laboratory procedures used and additional data (If any).

See Supporting Information for explanation of symbols and abbreviations.

Elevations were obtained from Google Earth.

Notes:

WATER LEVEL OBSERVATIONS

None observed during or after drilling

Terracon
11600 Lilburn Park Rd
Saint Louis, MO

Boring Started: 08-18-2021
Boring Completed: 08-18-2021
Drill Rig: 603
Driller: SZ
Project No.: 15215038

THIS BORING LOG IS NOT VALID IF SEPARATED FROM ORIGINAL REPORT. GEO SMART LOG-NO WELL 15215038 SIUE HEALTH SCIEN.GPJ TERRACON_DATATEMPLATE.GDT 9/13/21

BORING LOG NO. B-6

PROJECT: SIUE Health Sciences Building

CLIENT: Hellmuth Obata Kassabaum Inc (HOK)
St. Louis, MO

SITE: University Park Drive
Edwardsville, IL

LOCATION See Exploration Plan

Latitude: 38.7905° Longitude: -89.9922°

Approximate Surface Elev.: 571 (Ft.) +/-

MODEL LAYER	GRAPHIC LOG	DEPTH	ELEVATION (Ft.)	DEPTH (Ft.)	WATER LEVEL OBSERVATIONS	SAMPLE TYPE	RECOVERY (In.)	FIELD TEST RESULTS	SAMPLE NUMBER	UNCONFINED COMPRESSIVE STRENGTH (psf)	WATER CONTENT (%)	DRY UNIT WEIGHT (pcf)	ATTERBERG LIMITS LL-PL-PI
2		**LEAN CLAY (CL)**, with organics and silt, dark gray, soft to medium stiff *(continued)*											
		27.0	544+/-										
		LEAN CLAY (CL), with silt, gray, soft to medium stiff											
		30.0	541+/-			X	16	1-2-2 N=4	8		27.2		
		Boring Terminated at 30 Feet		30									

Stratification lines are approximate. In-situ, the transition may be gradual.

Hammer Type: Automatic

Advancement Method:
Hollow-Stem Augers

Abandonment Method:
Boring backfilled with auger cuttings upon completion.

See Exploration and Testing Procedures for a description of field and laboratory procedures used and additional data (If any).

See Supporting Information for explanation of symbols and abbreviations.

Elevations were obtained from Google Earth.

Notes:

WATER LEVEL OBSERVATIONS

None observed during or after drilling

Terracon
11600 Lilburn Park Rd
Saint Louis, MO

Boring Started: 08-18-2021
Boring Completed: 08-18-2021
Drill Rig: 603
Driller: SZ
Project No.: 15215038

THIS BORING LOG IS NOT VALID IF SEPARATED FROM ORIGINAL REPORT. GEO SMART LOG-NO WELL 15215038 SIUE HEALTH SCIEN.GPJ TERRACON_DATATEMPLATE.GDT 9/13/21

BORING LOG NO. B-7

PROJECT: SIUE Health Sciences Building

CLIENT: Hellmuth Obata Kassabaum Inc (HOK)
St. Louis, MO

SITE: University Park Drive
Edwardsville, IL

LOCATION See Exploration Plan

Latitude: 38.7910° Longitude: -89.9918°

Approximate Surface Elev.: 570 (Ft.) +/-

MODEL LAYER	DEPTH	ELEVATION (Ft.)	Description
	0.2	570+/-	**ROOT ZONE**, approx. 2"
1			**FILL - FAT CLAY**, trace sand, brown
	3.0	567+/-	
1			**FILL - LEAN CLAY**, trace silt, brown and gray
	6.0	564+/-	
2			**FAT CLAY (CH)**, trace sand, brown and gray, medium stiff
	12.0	558+/-	
2			**LEAN CLAY (CL)**, with silt, brown and gray, soft to medium stiff
	22.0	548+/-	
4			**ORGANIC CLAY (OL)**, dark gray, medium stiff

DEPTH (Ft.)	WATER LEVEL OBSERVATIONS	SAMPLE TYPE	RECOVERY (In.)	FIELD TEST RESULTS	SAMPLE NUMBER	UNCONFINED COMPRESSIVE STRENGTH (psf)	WATER CONTENT (%)	DRY UNIT WEIGHT (pcf)	ATTERBERG LIMITS LL-PL-PI
		X	8	3-4-5 N=9	1		20.7		
5		X	12	6-9-13 N=22	2		20.5		39-21-18
		X	16	3-3-4 N=7	3		27.2		
10		X	16	2-3-4 N=7	4		26.5		
15		X	14	3-3-3 N=6	5		25.0		
20		X	10	1-2-2 N=4	6		31.2		
25		X	14	1-2-3 N=5	7		48.4		

Stratification lines are approximate. In-situ, the transition may be gradual.

Hammer Type: Automatic

Advancement Method:
Hollow-Stem Augers

Abandonment Method:
Boring backfilled with auger cuttings and bentonite chips upon completion.

See Exploration and Testing Procedures for a description of field and laboratory procedures used and additional data (If any).

See Supporting Information for explanation of symbols and abbreviations.

Elevations were obtained from Google Earth.

Notes:

WATER LEVEL OBSERVATIONS

None observed during or after drilling

Terracon
11600 Lilburn Park Rd
Saint Louis, MO

Boring Started: 08-19-2021
Boring Completed: 08-19-2021
Drill Rig: 603
Driller: SZ
Project No.: 15215038

THIS BORING LOG IS NOT VALID IF SEPARATED FROM ORIGINAL REPORT. GEO SMART LOG-NO WELL 15215038 SIUE HEALTH SCIEN.GPJ TERRACON_DATATEMPLATE.GDT 9/13/21

BORING LOG NO. B-7

PROJECT: SIUE Health Sciences Building

CLIENT: Hellmuth Obata Kassabaum Inc (HOK)
St. Louis, MO

SITE: University Park Drive
Edwardsville, IL

LOCATION See Exploration Plan

Latitude: 38.7910° Longitude: -89.9918°

Approximate Surface Elev.: 570 (Ft.) +/-

MODEL LAYER	GRAPHIC LOG	DEPTH	ELEVATION (Ft.)	DESCRIPTION
4		27.0	543+/-	**ORGANIC CLAY (OL)**, dark gray, medium stiff *(continued)*
2		37.0	533+/-	**LEAN CLAY (CL)**, with silt, gray, medium stiff
		42.0	528+/-	**LEAN CLAY (CL)**, trace silt, gray, medium stiff
		47.0	523+/-	**FAT CLAY (CH)**, gray, medium stiff
3		50.0	520+/-	**SANDY LEAN CLAY (CL)**, trace gravel, gray, medium stiff
				Boring Terminated at 50 Feet

DEPTH (Ft.)	WATER LEVEL OBSERVATIONS	SAMPLE TYPE	RECOVERY (In.)	FIELD TEST RESULTS	SAMPLE NUMBER	UNCONFINED COMPRESSIVE STRENGTH (psf)	WATER CONTENT (%)	DRY UNIT WEIGHT (pcf)	ATTERBERG LIMITS LL-PL-PI
30		X	14	2-3-4 N=7	8		27.5		
35		X	15	2-3-3 N=6	9		24.7		
40		X	17	2-3-3 N=6	10		25.4		
45		X	16	2-3-3 N=6	11		23.9		
50		X	18	2-3-3 N=6	12		20.4		

Stratification lines are approximate. In-situ, the transition may be gradual.

Hammer Type: Automatic

Advancement Method:
Hollow-Stem Augers

Abandonment Method:
Boring backfilled with auger cuttings and bentonite chips upon completion.

See Exploration and Testing Procedures for a description of field and laboratory procedures used and additional data (If any).

See Supporting Information for explanation of symbols and abbreviations.

Elevations were obtained from Google Earth.

Notes:

WATER LEVEL OBSERVATIONS

None observed during or after drilling

Terracon
11600 Lilburn Park Rd
Saint Louis, MO

Boring Started: 08-19-2021
Boring Completed: 08-19-2021
Drill Rig: 603
Driller: SZ
Project No.: 15215038

THIS BORING LOG IS NOT VALID IF SEPARATED FROM ORIGINAL REPORT. GEO SMART LOG-NO WELL 15215038 SIUE HEALTH SCIEN.GPJ TERRACON_DATATEMPLATE.GDT 9/13/21

BORING LOG NO. B-8

PROJECT: SIUE Health Sciences Building

CLIENT: Hellmuth Obata Kassabaum Inc (HOK)
St. Louis, MO

SITE: University Park Drive
Edwardsville, IL

LOCATION See Exploration Plan

Latitude: 38.7913° Longitude: -89.9913°

Approximate Surface Elev.: 564 (Ft.) +/-

MODEL LAYER	GRAPHIC LOG	DEPTH	ELEVATION (Ft.)	DEPTH (Ft.)	WATER LEVEL OBSERVATIONS	SAMPLE TYPE	RECOVERY (In.)	FIELD TEST RESULTS	SAMPLE NUMBER	UNCONFINED COMPRESSIVE STRENGTH (psf)	WATER CONTENT (%)	DRY UNIT WEIGHT (pcf)	ATTERBERG LIMITS LL-PL-PI
		0.2	564+/-										
1		**ROOT ZONE**, approx. 2"											
		FILL - LEAN CLAY, with silt, brown and gray				X	10	3-4-5 N=9	1		20.6		
		3.0	561+/-										
2		**LEAN CLAY (CL)**, with silt, gray with brown, medium stiff				X	12	3-3-3 N=6	2		23.4		32-22-10
		6.0	558+/-	5									
		FAT CLAY (CH), trace sand, gray, stiff				■	12		3	2280	25.9	102	
		9.0	555+/-										
		LEAN CLAY (CL), with silt, gray and brown, soft to medium stiff		10		X	14	1-2-2 N=4	4		31.2		
				15		X	15	1-2-2 N=4	5		26.9		
				20		X	14	1-2-2 N=4	6		25.8		
				25		X	14	1-2-2 N=4	7		26.2		

Stratification lines are approximate. In-situ, the transition may be gradual.

Hammer Type: Automatic

Advancement Method:
0 to 9 feet: Hollow-Stem Augers
9 to 80 feet: Mud Rotary

Abandonment Method:
Boring backfilled with auger cuttings upon completion.

See Exploration and Testing Procedures for a description of field and laboratory procedures used and additional data (If any).

See Supporting Information for explanation of symbols and abbreviations.

Elevations were obtained from Google Earth.

Notes:

WATER LEVEL OBSERVATIONS

None observed prior to introducing drilling fluid

Terracon
11600 Lilburn Park Rd
Saint Louis, MO

Boring Started: 08-19-2021 | Boring Completed: 08-19-2021
Drill Rig: 603 | Driller: SZ
Project No.: 15215038

THIS BORING LOG IS NOT VALID IF SEPARATED FROM ORIGINAL REPORT. GEO SMART LOG-NO WELL 15215038 SIUE HEALTH SCIEN.GPJ TERRACON_DATATEMPLATE.GDT 9/13/21

BORING LOG NO. B-8

PROJECT: SIUE Health Sciences Building

CLIENT: Hellmuth Obata Kassabaum Inc (HOK)
St. Louis, MO

SITE: University Park Drive
Edwardsville, IL

LOCATION See Exploration Plan

Latitude: 38.7913° Longitude: -89.9913°

Approximate Surface Elev.: 564 (Ft.) +/-

DEPTH	ELEVATION (Ft.)	MODEL LAYER	GRAPHIC LOG	DEPTH (Ft.)	WATER LEVEL OBSERVATIONS	SAMPLE TYPE	RECOVERY (In.)	FIELD TEST RESULTS	SAMPLE NUMBER	UNCONFINED COMPRESSIVE STRENGTH (psf)	WATER CONTENT (%)	DRY UNIT WEIGHT (pcf)	ATTERBERG LIMITS LL-PL-PI
		2											
				30			16	1-2-2 N=4	8		27.8		
				35			16	1-2-2 N=4	9		30.5		
37.0	527+/-												
		4		40			14	1-1-1 N=2	10		20.7		
42.0	522+/-												
				45			15	14-14-13 N=27	11		9.6		
47.0	517+/-												
				50			16	6-9-11 N=20	12		12.3		

LEAN CLAY (CL), with silt, gray and brown, soft to medium stiff *(continued)*

SANDY LEAN CLAY (CL), trace gravel, brown and gray, soft

CLAYEY SAND (SC), trace gravel, brown and gray, medium dense

SANDY LEAN CLAY (CL), gray, stiff to very stiff

Stratification lines are approximate. In-situ, the transition may be gradual.

Hammer Type: Automatic

Advancement Method:
0 to 9 feet: Hollow-Stem Augers
9 to 80 feet: Mud Rotary

Abandonment Method:
Boring backfilled with auger cuttings upon completion.

See Exploration and Testing Procedures for a description of field and laboratory procedures used and additional data (If any).

See Supporting Information for explanation of symbols and abbreviations.

Elevations were obtained from Google Earth.

Notes:

WATER LEVEL OBSERVATIONS

None observed prior to introducing drilling fluid

Terracon
11600 Lilburn Park Rd
Saint Louis, MO

Boring Started: 08-19-2021 | Boring Completed: 08-19-2021
Drill Rig: 603 | Driller: SZ
Project No.: 15215038

THIS BORING LOG IS NOT VALID IF SEPARATED FROM ORIGINAL REPORT. GEO SMART LOG-NO WELL 15215038 SIUE HEALTH SCIEN.GPJ TERRACON_DATATEMPLATE.GDT 9/13/21

BORING LOG NO. B-8

PROJECT: SIUE Health Sciences Building

CLIENT: Hellmuth Obata Kassabaum Inc (HOK)
St. Louis, MO

SITE: University Park Drive
Edwardsville, IL

LOCATION See Exploration Plan

Latitude: 38.7913° Longitude: -89.9913°

Approximate Surface Elev.: 564 (Ft.) +/-

MODEL LAYER	GRAPHIC LOG	DEPTH	ELEVATION (Ft.)	DESCRIPTION	DEPTH (Ft.)	WATER LEVEL OBSERVATIONS	SAMPLE TYPE	RECOVERY (In.)	FIELD TEST RESULTS	SAMPLE NUMBER	UNCONFINED COMPRESSIVE STRENGTH (psf)	WATER CONTENT (%)	DRY UNIT WEIGHT (pcf)	ATTERBERG LIMITS LL-PL-PI
4				**SANDY LEAN CLAY (CL)**, gray, stiff to very stiff *(continued)*										
					55		X	16	4-7-8 N=15	13		13.0		
		57.0	507+/-											
				CLAYEY SAND (SC), trace gravel, gray, medium dense to dense										
					60		X	9	16-18-18 N=36	14		14.4		
					65		X	0	8-9-11 N=20	15				
		67.0	497+/-											
				SANDY LEAN CLAY (CL), trace gravel, gray										
					70		X	11	3-5-6 N=11	16		13.9		
		74.0	490+/-											
				CLAYEY SAND (SC), trace gravel, gray, dense to very dense	75		X	18	31-45-50/6"	17		11.7		

Stratification lines are approximate. In-situ, the transition may be gradual.

Hammer Type: Automatic

Advancement Method:
0 to 9 feet: Hollow-Stem Augers
9 to 80 feet: Mud Rotary

Abandonment Method:
Boring backfilled with auger cuttings upon completion.

See Exploration and Testing Procedures for a description of field and laboratory procedures used and additional data (If any).

See Supporting Information for explanation of symbols and abbreviations.

Elevations were obtained from Google Earth.

Notes:

WATER LEVEL OBSERVATIONS

None observed prior to introducing drilling fluid

Terracon
11600 Lilburn Park Rd
Saint Louis, MO

Boring Started: 08-19-2021	Boring Completed: 08-19-2021
Drill Rig: 603	Driller: SZ
Project No.: 15215038	

THIS BORING LOG IS NOT VALID IF SEPARATED FROM ORIGINAL REPORT. GEO SMART LOG-NO WELL 15215038 SIUE HEALTH SCIEN.GPJ TERRACON_DATATEMPLATE.GDT 9/13/21

BORING LOG NO. B-8

PROJECT: SIUE Health Sciences Building

CLIENT: Hellmuth Obata Kassabaum Inc (HOK)
St. Louis, MO

SITE: University Park Drive
Edwardsville, IL

LOCATION See Exploration Plan

Latitude: 38.7913° Longitude: -89.9913°

Approximate Surface Elev.: 564 (Ft.) +/-

MODEL LAYER	GRAPHIC LOG	DEPTH	ELEVATION (Ft.)	DEPTH (Ft.)	WATER LEVEL OBSERVATIONS	SAMPLE TYPE	RECOVERY (In.)	FIELD TEST RESULTS	SAMPLE NUMBER	UNCONFINED COMPRESSIVE STRENGTH (psf)	WATER CONTENT (%)	DRY UNIT WEIGHT (pcf)	ATTERBERG LIMITS LL-PL-PI
4		**CLAYEY SAND (SC)**, trace gravel, gray, dense to very dense *(continued)*											
						X	18	15-23-28 N=51	18		11.3		
		80.0	484+/-	80									
		Boring Terminated at 80 Feet											

Stratification lines are approximate. In-situ, the transition may be gradual.

Hammer Type: Automatic

Advancement Method:
0 to 9 feet: Hollow-Stem Augers
9 to 80 feet: Mud Rotary

Abandonment Method:
Boring backfilled with auger cuttings upon completion.

See Exploration and Testing Procedures for a description of field and laboratory procedures used and additional data (If any).

See Supporting Information for explanation of symbols and abbreviations.

Elevations were obtained from Google Earth.

Notes:

WATER LEVEL OBSERVATIONS

None observed prior to introducing drilling fluid

Terracon
11600 Lilburn Park Rd
Saint Louis, MO

Boring Started: 08-19-2021	Boring Completed: 08-19-2021
Drill Rig: 603	Driller: SZ
Project No.: 15215038	

THIS BORING LOG IS NOT VALID IF SEPARATED FROM ORIGINAL REPORT. GEO SMART LOG-NO WELL 15215038 SIUE HEALTH SCIEN.GPJ TERRACON_DATATEMPLATE.GDT 9/13/21

BORING LOG NO. B-9

PROJECT: SIUE Health Sciences Building

CLIENT: Hellmuth Obata Kassabaum Inc (HOK)
St. Louis, MO

SITE: University Park Drive
Edwardsville, IL

LOCATION See Exploration Plan

Latitude: 38.7907° Longitude: -89.9918°

Approximate Surface Elev.: 570 (Ft.) +/-

MODEL LAYER	GRAPHIC LOG	DEPTH	ELEVATION (Ft.)	DEPTH (Ft.)	WATER LEVEL OBSERVATIONS	SAMPLE TYPE	RECOVERY (In.)	FIELD TEST RESULTS	SAMPLE NUMBER	UNCONFINED COMPRESSIVE STRENGTH (psf)	WATER CONTENT (%)	DRY UNIT WEIGHT (pcf)	ATTERBERG LIMITS LL-PL-PI
		0.2	570+/-										
		ROOT ZONE, approx. 2"											
		FAT CLAY (CH), trace sand, brown and gray, medium stiff											
						X	13	2-2-3 N=5	1		27.7		
				5			20		2	1010	27.0	99	
		6.0	564+/-										
		LEAN CLAY (CL), with silt, brown and gray, soft to medium stiff											
						X	18	2-2-2 N=4	3		25.7		
				10		X	18	2-3-3 N=6	4		24.8		
2													
				15		X	16	1-1-1 N=2	5		25.8		
		17.0	553+/-										
		LEAN CLAY (CL), with silt and organics, dark gray, medium stiff											
				20		X	14	1-2-3 N=5	6		45.9		
		22.0	548+/-										
		LEAN CLAY (CL), trace silt, gray, soft to medium stiff											
				25		X	16	1-1-1 N=2	7		26.9		

Stratification lines are approximate. In-situ, the transition may be gradual.

Hammer Type: Automatic

Advancement Method:
Hollow-Stem Augers

Abandonment Method:
Boring backfilled with auger cuttings and bentonite chips upon completion.

See Exploration and Testing Procedures for a description of field and laboratory procedures used and additional data (If any).

See Supporting Information for explanation of symbols and abbreviations.

Elevations were obtained from Google Earth.

Notes:

WATER LEVEL OBSERVATIONS

None observed during or after drilling

Terracon
11600 Lilburn Park Rd
Saint Louis, MO

Boring Started: 08-18-2021
Boring Completed: 08-18-2021
Drill Rig: 603
Driller: SZ
Project No.: 15215038

THIS BORING LOG IS NOT VALID IF SEPARATED FROM ORIGINAL REPORT. GEO SMART LOG-NO WELL 15215038 SIUE HEALTH SCIEN.GPJ TERRACON_DATATEMPLATE.GDT 9/13/21

BORING LOG NO. B-9

PROJECT: SIUE Health Sciences Building

CLIENT: Hellmuth Obata Kassabaum Inc (HOK)
St. Louis, MO

SITE: University Park Drive
Edwardsville, IL

LOCATION See Exploration Plan

Latitude: 38.7907° Longitude: -89.9918°

Approximate Surface Elev.: 570 (Ft.) +/-

MODEL LAYER	GRAPHIC LOG	DEPTH	ELEVATION (Ft.)	DEPTH (Ft.)	WATER LEVEL OBSERVATIONS	SAMPLE TYPE	RECOVERY (In.)	FIELD TEST RESULTS	SAMPLE NUMBER	UNCONFINED COMPRESSIVE STRENGTH (psf)	WATER CONTENT (%)	DRY UNIT WEIGHT (pcf)	ATTERBERG LIMITS LL-PL-PI
2		**LEAN CLAY (CL)**, trace silt, gray, soft to medium stiff *(continued)*											
		30.0	540+/-			X	16	2-3-3 N=6	8		24.9		
		Boring Terminated at 30 Feet		30									

Stratification lines are approximate. In-situ, the transition may be gradual.

Hammer Type: Automatic

Advancement Method:
Hollow-Stem Augers

Abandonment Method:
Boring backfilled with auger cuttings and bentonite chips upon completion.

See Exploration and Testing Procedures for a description of field and laboratory procedures used and additional data (If any).

See Supporting Information for explanation of symbols and abbreviations.

Elevations were obtained from Google Earth.

Notes:

WATER LEVEL OBSERVATIONS

None observed during or after drilling

Terracon
11600 Lilburn Park Rd
Saint Louis, MO

Boring Started: 08-18-2021	Boring Completed: 08-18-2021
Drill Rig: 603	Driller: SZ
Project No.: 15215038	

THIS BORING LOG IS NOT VALID IF SEPARATED FROM ORIGINAL REPORT. GEO SMART LOG-NO WELL 15215038 SIUE HEALTH SCIEN.GPJ TERRACON_DATATEMPLATE.GDT 9/13/21

BORING LOG NO. B-10

PROJECT: SIUE Health Sciences Building

CLIENT: Hellmuth Obata Kassabaum Inc (HOK)
St. Louis, MO

SITE: University Park Drive
Edwardsville, IL

LOCATION See Exploration Plan

Latitude: 38.7910° Longitude: -89.9914°

Approximate Surface Elev.: 570 (Ft.) +/-

MODEL LAYER	DEPTH	ELEVATION (Ft.)	DESCRIPTION
	0.2	570+/-	**ROOT ZONE**, approx. 2"
1			**FILL - LEAN CLAY**, with silt, brown and gray
	3.0	567+/-	
1			**FILL - FAT CLAY**, trace sand, brown and gray
	6.0	564+/-	
2			**LEAN CLAY (CL)**, trace silt, brown and gray, soft to medium stiff
	17.0	553+/-	
2			**LEAN CLAY (CL)**, with silt, gray, soft to medium stiff

DEPTH (Ft.)	SAMPLE TYPE	RECOVERY (In.)	FIELD TEST RESULTS	SAMPLE NUMBER	UNCONFINED COMPRESSIVE STRENGTH (psf)	WATER CONTENT (%)	DRY UNIT WEIGHT (pcf)	ATTERBERG LIMITS LL-PL-PI
		9	6-7-8 N=15	1		16.5		
5		8	4-5-6 N=11	2		18.3		
		20		3	1200	27.5	110	
10		12	2-2-3 N=5	4		25.2		
15		14	2-2-2 N=4	5		27.8		
20		11	1-2-2 N=4	6		31.8		
25		12	2-3-3 N=6	7		24.2		

Stratification lines are approximate. In-situ, the transition may be gradual.

Hammer Type: Automatic

Advancement Method:
Hollow-Stem Augers

Abandonment Method:
Boring backfilled with auger cuttings upon completion.

See Exploration and Testing Procedures for a description of field and laboratory procedures used and additional data (If any).

See Supporting Information for explanation of symbols and abbreviations.

Elevations were obtained from Google Earth.

Notes:

WATER LEVEL OBSERVATIONS

None observed during or after drilling

Terracon
11600 Lilburn Park Rd
Saint Louis, MO

Boring Started: 08-18-2021
Boring Completed: 08-18-2021
Drill Rig: 603
Driller: SZ
Project No.: 15215038

THIS BORING LOG IS NOT VALID IF SEPARATED FROM ORIGINAL REPORT. GEO SMART LOG-NO WELL 15215038 SIUE HEALTH SCIEN.GPJ TERRACON_DATATEMPLATE.GDT 9/13/21

BORING LOG NO. B-10

PROJECT: SIUE Health Sciences Building

CLIENT: Hellmuth Obata Kassabaum Inc (HOK)
St. Louis, MO

SITE: University Park Drive
Edwardsville, IL

LOCATION See Exploration Plan

Latitude: 38.7910° Longitude: -89.9914°

Approximate Surface Elev.: 570 (Ft.) +/-

MODEL LAYER	GRAPHIC LOG	DEPTH	ELEVATION (Ft.)	DEPTH (Ft.)	WATER LEVEL OBSERVATIONS	SAMPLE TYPE	RECOVERY (In.)	FIELD TEST RESULTS	SAMPLE NUMBER	UNCONFINED COMPRESSIVE STRENGTH (psf)	WATER CONTENT (%)	DRY UNIT WEIGHT (pcf)	ATTERBERG LIMITS LL-PL-PI
2		**LEAN CLAY (CL)**, with silt, gray, soft to medium stiff *(continued)*											
		30.0	540+/-			X	15	1-1-2 N=3	8		27.9		
		Boring Terminated at 30 Feet		30									

Stratification lines are approximate. In-situ, the transition may be gradual.

Hammer Type: Automatic

Advancement Method:
Hollow-Stem Augers

Abandonment Method:
Boring backfilled with auger cuttings upon completion.

See Exploration and Testing Procedures for a description of field and laboratory procedures used and additional data (If any).

See Supporting Information for explanation of symbols and abbreviations.

Elevations were obtained from Google Earth.

Notes:

WATER LEVEL OBSERVATIONS

None observed during or after drilling

Terracon
11600 Lilburn Park Rd
Saint Louis, MO

Boring Started: 08-18-2021	Boring Completed: 08-18-2021
Drill Rig: 603	Driller: SZ
Project No.: 15215038	

THIS BORING LOG IS NOT VALID IF SEPARATED FROM ORIGINAL REPORT. GEO SMART LOG-NO WELL 15215038 SIUE HEALTH SCIEN.GPJ TERRACON_DATATEMPLATE.GDT 9/13/21

BORING LOG NO. B-11

PROJECT: SIUE Health Sciences Building

CLIENT: Hellmuth Obata Kassabaum Inc (HOK)
St. Louis, MO

SITE: University Park Drive
Edwardsville, IL

LOCATION See Exploration Plan

Latitude: 38.7905° Longitude: -89.9915°

Approximate Surface Elev.: 576 (Ft.) +/-

DEPTH	ELEVATION (Ft.)
0.2	576+/-
3.0	573+/-

MODEL LAYER	DEPTH (Ft.)	SAMPLE TYPE	RECOVERY (In.)	FIELD TEST RESULTS	SAMPLE NUMBER	UNCONFINED COMPRESSIVE STRENGTH (psf)	WATER CONTENT (%)	DRY UNIT WEIGHT (pcf)	ATTERBERG LIMITS LL-PL-PI
1				**ROOT ZONE**, approx. 2"					
1				**FILL - LEAN CLAY**, with sand, brown					
1		X	6	5-5-4 N=9	1		18.5		
2				**LEAN CLAY (CL)**, with silt, brown and gray, soft to medium stiff					
2	5	X	0	2-2-2 N=4	2		28.9		
2		■	20		3	1480	26.1	109	
2	10	X	15	2-2-2 N=4	4		25.2		
2	15	X	14	1-2-0 N=2	5		26.1		
2	20	X	14	1-1-1 N=2	6		30.7		
2	25	X	13	1-1-1 N=2	7		28.4		

Stratification lines are approximate. In-situ, the transition may be gradual.

Hammer Type: Automatic

Advancement Method:
0 to 13.5 feet: Hollow-Stem Augers
13.5 to 80 feet: Mud Rotary

Abandonment Method:
Boring backfilled with auger cuttings upon completion.

See Exploration and Testing Procedures for a description of field and laboratory procedures used and additional data (If any).

See Supporting Information for explanation of symbols and abbreviations.

Elevations were obtained from Google Earth.

Notes:

WATER LEVEL OBSERVATIONS

None observed during or after drilling

Terracon
11600 Lilburn Park Rd
Saint Louis, MO

Boring Started: 08-19-2021
Boring Completed: 08-19-2021
Drill Rig: 603
Driller: SZ
Project No.: 15215038

THIS BORING LOG IS NOT VALID IF SEPARATED FROM ORIGINAL REPORT. GEO SMART LOG-NO WELL 15215038 SIUE HEALTH SCIEN.GPJ TERRACON_DATATEMPLATE.GDT 9/13/21

BORING LOG NO. B-11

PROJECT: SIUE Health Sciences Building

CLIENT: Hellmuth Obata Kassabaum Inc (HOK)
St. Louis, MO

SITE: University Park Drive
Edwardsville, IL

LOCATION See Exploration Plan

Latitude: 38.7905° Longitude: -89.9915°

Approximate Surface Elev.: 576 (Ft.) +/-

DEPTH	ELEVATION (Ft.)	MODEL LAYER	GRAPHIC LOG	DESCRIPTION
		2		**LEAN CLAY (CL)**, with silt, brown and gray, soft to medium stiff *(continued)*
37.0	539+/-	2		**LEAN CLAY (CL)**, trace sand, gray, soft to medium stiff
47.0	529+/-			**CLAYEY SAND (SC)**, trace gravel, gray, medium dense

DEPTH (Ft.)	WATER LEVEL OBSERVATIONS	SAMPLE TYPE	RECOVERY (In.)	FIELD TEST RESULTS	SAMPLE NUMBER	UNCONFINED COMPRESSIVE STRENGTH (psf)	WATER CONTENT (%)	DRY UNIT WEIGHT (pcf)	ATTERBERG LIMITS LL-PL-PI
30		X	16	1-1-2 N=3	8		28.3		
35		X	15	1-2-2 N=4	9		27.1		
40		X	14	1-2-2 N=4	10		25.5		
45		X	10	2-2-3 N=5	11		21.9		
50		X	18	12-12-12 N=24	12		12.9		

Stratification lines are approximate. In-situ, the transition may be gradual.

Hammer Type: Automatic

Advancement Method:
0 to 13.5 feet: Hollow-Stem Augers
13.5 to 80 feet: Mud Rotary

Abandonment Method:
Boring backfilled with auger cuttings upon completion.

See Exploration and Testing Procedures for a description of field and laboratory procedures used and additional data (If any).

See Supporting Information for explanation of symbols and abbreviations.

Elevations were obtained from Google Earth.

Notes:

WATER LEVEL OBSERVATIONS

None observed during or after drilling

Terracon
11600 Lilburn Park Rd
Saint Louis, MO

Boring Started: 08-19-2021
Boring Completed: 08-19-2021
Drill Rig: 603
Driller: SZ
Project No.: 15215038

THIS BORING LOG IS NOT VALID IF SEPARATED FROM ORIGINAL REPORT. GEO SMART LOG-NO WELL 15215038 SIUE HEALTH SCIEN.GPJ TERRACON_DATATEMPLATE.GDT 9/13/21

BORING LOG NO. B-11

PROJECT: SIUE Health Sciences Building

CLIENT: Hellmuth Obata Kassabaum Inc (HOK)
St. Louis, MO

SITE: University Park Drive
Edwardsville, IL

LOCATION See Exploration Plan

Latitude: 38.7905° Longitude: -89.9915°

Approximate Surface Elev.: 576 (Ft.) +/-

MODEL LAYER	GRAPHIC LOG	DEPTH	ELEVATION (Ft.)	DEPTH (Ft.)	WATER LEVEL OBSERVATIONS	SAMPLE TYPE	RECOVERY (In.)	FIELD TEST RESULTS	SAMPLE NUMBER	UNCONFINED COMPRESSIVE STRENGTH (psf)	WATER CONTENT (%)	DRY UNIT WEIGHT (pcf)	ATTERBERG LIMITS LL-PL-PI
2 3		52.0	524+/-										
		LEAN CLAY (CL), trace gravel, gray, medium stiff											
				55		X	15	1-3-3 N=6	13		13.8		
		57.0	519+/-										
		CLAYEY SAND (SC), trace gravel, gray, very dense											
						X	10	35-50/6"	14		10.2		
				60									
		62.0	514+/-										
		SANDY LEAN CLAY (CL), gray, stiff to very stiff											
3						X	18	9-11-11 N=22	15		13.1		
				65									
						X	16	4-7-9 N=16	16		14.8		
				70									
						X	17	3-5-7 N=12	17		14.3		
				75									

Stratification lines are approximate. In-situ, the transition may be gradual.

Hammer Type: Automatic

Advancement Method:
0 to 13.5 feet: Hollow-Stem Augers
13.5 to 80 feet: Mud Rotary

Abandonment Method:
Boring backfilled with auger cuttings upon completion.

See Exploration and Testing Procedures for a description of field and laboratory procedures used and additional data (If any).

See Supporting Information for explanation of symbols and abbreviations.

Elevations were obtained from Google Earth.

Notes:

WATER LEVEL OBSERVATIONS

None observed during or after drilling

Terracon
11600 Lilburn Park Rd
Saint Louis, MO

Boring Started: 08-19-2021
Boring Completed: 08-19-2021
Drill Rig: 603
Driller: SZ
Project No.: 15215038

THIS BORING LOG IS NOT VALID IF SEPARATED FROM ORIGINAL REPORT. GEO SMART LOG-NO WELL 15215038 SIUE HEALTH SCIEN.GPJ TERRACON_DATATEMPLATE.GDT 9/13/21

BORING LOG NO. B-11

PROJECT: SIUE Health Sciences Building

CLIENT: Hellmuth Obata Kassabaum Inc (HOK)
St. Louis, MO

SITE: University Park Drive
Edwardsville, IL

LOCATION See Exploration Plan

Latitude: 38.7905° Longitude: -89.9915°

Approximate Surface Elev.: 576 (Ft.) +/-

DEPTH ELEVATION (Ft.)

MODEL LAYER	GRAPHIC LOG		DEPTH (Ft.)	WATER LEVEL OBSERVATIONS	SAMPLE TYPE	RECOVERY (In.)	FIELD TEST RESULTS	SAMPLE NUMBER	UNCONFINED COMPRESSIVE STRENGTH (psf)	WATER CONTENT (%)	DRY UNIT WEIGHT (pcf)	ATTERBERG LIMITS LL-PL-PI
3		**SANDY LEAN CLAY (CL)**, gray, stiff to very stiff *(continued)*										
						16	4-7-8 N=15	18		14.9		
		80.0 496+/-	80									
		Boring Terminated at 80 Feet										

Stratification lines are approximate. In-situ, the transition may be gradual.

Hammer Type: Automatic

Advancement Method:
0 to 13.5 feet: Hollow-Stem Augers
13.5 to 80 feet: Mud Rotary

Abandonment Method:
Boring backfilled with auger cuttings upon completion.

See Exploration and Testing Procedures for a description of field and laboratory procedures used and additional data (If any).

See Supporting Information for explanation of symbols and abbreviations.

Elevations were obtained from Google Earth.

Notes:

WATER LEVEL OBSERVATIONS

None observed during or after drilling

Terracon
11600 Lilburn Park Rd
Saint Louis, MO

Boring Started: 08-19-2021 | Boring Completed: 08-19-2021

Drill Rig: 603 | Driller: SZ

Project No.: 15215038

THIS BORING LOG IS NOT VALID IF SEPARATED FROM ORIGINAL REPORT. GEO SMART LOG-NO WELL 15215038 SIUE HEALTH SCIEN.GPJ TERRACON_DATATEMPLATE.GDT 9/13/21

BORING LOG NO. B-12

PROJECT: SIUE Health Sciences Building

CLIENT: Hellmuth Obata Kassabaum Inc (HOK)
St. Louis, MO

SITE: University Park Drive
Edwardsville, IL

LOCATION See Exploration Plan

Latitude: 38.7891° Longitude: -89.9931°

Approximate Surface Elev.: 563 (Ft.) +/-

MODEL LAYER	GRAPHIC LOG	DEPTH	ELEVATION (Ft.)	DEPTH (Ft.)	WATER LEVEL OBSERVATIONS	SAMPLE TYPE	RECOVERY (In.)	FIELD TEST RESULTS	SAMPLE NUMBER	UNCONFINED COMPRESSIVE STRENGTH (psf)	WATER CONTENT (%)	DRY UNIT WEIGHT (pcf)	ATTERBERG LIMITS LL-PL-PI
		0.2	563+/-										
		ROOT ZONE, approx. 2"											
		LEAN CLAY (CL), trace silt, light brown, medium stiff				X	11	2-3-3 N=6	1		25.6		
		3.0	560+/-										
2		**LEAN CLAY (CL)**, with silt, brown and gray, soft to medium stiff		5		X	11	2-1-2 N=3	2		26.1		32-23-9
						X	12	2-3-3 N=6	3		25.5		
				10		X	17	1-2-2 N=4	4		28.7		
		10.5	552.5+/-										
		Boring Terminated at 10.5 Feet											

Stratification lines are approximate. In-situ, the transition may be gradual.

Hammer Type: Automatic

Advancement Method:
Hollow-Stem Augers

Abandonment Method:
Boring backfilled with auger cuttings upon completion.

See Exploration and Testing Procedures for a description of field and laboratory procedures used and additional data (If any).

See Supporting Information for explanation of symbols and abbreviations.

Elevations were obtained from Google Earth.

Notes:

WATER LEVEL OBSERVATIONS

None observed during or after drilling

Terracon
11600 Lilburn Park Rd
Saint Louis, MO

Boring Started: 08-19-2021	Boring Completed: 08-19-2021
Drill Rig: 603	Driller: SZ
Project No.: 15215038	

THIS BORING LOG IS NOT VALID IF SEPARATED FROM ORIGINAL REPORT. GEO SMART LOG-NO WELL 15215038 SIUE HEALTH SCIEN.GPJ TERRACON_DATATEMPLATE.GDT 9/13/21

BORING LOG NO. B-13

PROJECT: SIUE Health Sciences Building

CLIENT: Hellmuth Obata Kassabaum Inc (HOK)
St. Louis, MO

SITE: University Park Drive
Edwardsville, IL

LOCATION See Exploration Plan

Latitude: 38.7890° Longitude: -89.9914°

Approximate Surface Elev.: 576 (Ft.) +/-

MODEL LAYER	GRAPHIC LOG	DEPTH	ELEVATION (Ft.)	DEPTH (Ft.)	WATER LEVEL OBSERVATIONS	SAMPLE TYPE	RECOVERY (In.)	FIELD TEST RESULTS	SAMPLE NUMBER	UNCONFINED COMPRESSIVE STRENGTH (psf)	WATER CONTENT (%)	DRY UNIT WEIGHT (pcf)	ATTERBERG LIMITS LL-PL-PI
		0.2	576+/-										
2		**ROOT ZONE**, approx. 2"											
		LEAN CLAY (CL), brown, medium stiff to stiff				X	14	3-4-4 N=8	1		24.5		
				5		X	10	2-3-3 N=6	2		24.7		44-22-22
		6.0	570+/-										
		LEAN CLAY (CL), trace silt, brown and gray, medium stiff				X	14	2-3-3 N=6	3		28.5		
				10		X	14	1-2-3 N=5	4		26.6		
		10.5	565.5+/-										
		Boring Terminated at 10.5 Feet											

Stratification lines are approximate. In-situ, the transition may be gradual.

Hammer Type: Automatic

Advancement Method:
Hollow-Stem Augers

Abandonment Method:
Boring backfilled with auger cuttings upon completion.

See Exploration and Testing Procedures for a description of field and laboratory procedures used and additional data (If any).

See Supporting Information for explanation of symbols and abbreviations.

Elevations were obtained from Google Earth.

Notes:

WATER LEVEL OBSERVATIONS

None observed during or after drilling

Terracon
11600 Lilburn Park Rd
Saint Louis, MO

Boring Started: 08-19-2021
Boring Completed: 08-19-2021
Drill Rig: 603
Driller: SZ
Project No.: 15215038

THIS BORING LOG IS NOT VALID IF SEPARATED FROM ORIGINAL REPORT. GEO SMART LOG-NO WELL 15215038 SIUE HEALTH SCIEN.GPJ TERRACON_DATATEMPLATE.GDT 9/13/21

APPENDIX C – TABLES

Table Notes
Table 1-Terracon Soil Analytical Results-CCDD
Table 2-Terracon Soil Analytical Results-VOCs
Table 3-Terracon Soil Analytical Results-SVOCs
Table 4-Terracon Soil Analytical Results-Metals
Table 5 – Terracon Soil Analytical Results-Pesticides and PCBs

Table Notes

Remediation Objectives from 35 Illinois Administrative Code Chapter 742: *Tiered Approach to Corrective Action Objectives* (TACO).

mg/kg = milligrams per kilogram, generally equivalent to ppm

mg/L = milligrams per liter, generally equivalent to parts per million (ppm)

TCLP = Toxicity Characteristic Leaching Procedure

SPLP = Synthetic Precipitation Leaching Procedure

-- = Sample not analyzed for this constituent

--- = No IEPA Remediation Objective for this exposure route.

Bold = Metals over site-specific background concentrations

Italicized Tier 1 ROs were changed to laboratory Acceptable Detection Limits (ADL) per 35 IAC 742.510 (a)(8).

* In pH-specific table, hexavalent chromium used as RO for total chromium to allow for a conservative comparison. Since no Class II pH-specific ROs exist for chromium, silver and vanadium, conservative Class I ROs used for comparison.

** In pH-specific table, samples with no laboratory pH were analysed using the average from other samples from the same subsurface level

= indicates a concentration above the laboratory reporting limits
Background considered ingestion exposure route SRO value for select PNA constituents and arsenic.

Table 1 - Terracon Soil Analytical Results -CCDD
SIUE Health Sciences Building
200 University Park Drive
Edwardsville, Madison County, Illinois
Terracon Project Number 15217050

Analyte	Background	Maximun Allowed Concentration	Sample Identification	B-1 (1.5-5.5)	B-2 (1.5-6.5)	B-3 (1.5-3)	B-4 (1.5-5.5)	B-5 (1.5-5.5)	B-6 (0-5)
		CCDD	Sample Depth (feet)	1.5-5.5	1.5-6.5	1.5-3	1.5-5.5	1.5-5.5	0-5
		mg/kg	Date Collected	8/19/21	8/19/21	8/19/21	8/19/21	8/19/21	8/18/21
	MSAs	pH 6.25-9.0							
Volatile Organic Analytical Parameters									
Benzene	---	0.03		0.0015	< 0.0262	< 0.0253	< 0.001	0.0019	0.0029
Toluene	---	12		0.0028	< 0.0524	< 0.0506	< 0.002	0.0035	0.0052
Ethylbenzene	---	13		< 0.0018	< 0.0524	< 0.0506	< 0.002	< 0.002	< 0.0021
Xylenes (total)	---	5.6		< 0.0074	< 0.21	< 0.202	< 0.0079	< 0.0081	< 0.0085
Methyl Tertiary-Butyl Ether	---	0.32		< 0.0018	< 0.0524	< 0.0506	< 0.002	< 0.002	< 0.0021
Acetone	---	25		< 0.0231	< 0.655	< 0.632	< 0.0246	< 0.0253	< 0.0265
Bromodichloromethane	---	0.6		< 0.0018	< 0.0524	< 0.0506	< 0.002	< 0.002	< 0.0021
Bromoform	---	0.8		< 0.0046	< 0.131	< 0.126	< 0.0049	< 0.005	< 0.0053
Bromomethane	---	0.2		< 0.0092	< 0.262	< 0.253	< 0.0098	< 0.0101	< 0.0106
2-Butanone	---	17		< 0.0231	< 0.655	< 0.632	< 0.0246	< 0.0253	< 0.0265
Carbon Disulfide	---	9.0		< 0.0018	< 0.0524	< 0.0506	< 0.002	< 0.002	< 0.0021
Carbon Tetrachloride	---	0.07		< 0.0018	< 0.0524	< 0.0506	< 0.002	< 0.002	< 0.0021
Chlorobenzene	---	1.0		< 0.0018	< 0.0524	< 0.0506	< 0.002	< 0.002	< 0.0021
Chloroethane	---	15		< 0.0092	< 0.262	< 0.253	< 0.0098	< 0.0101	< 0.0106
Chloroform	---	0.3		< 0.0018	< 0.0524	< 0.0506	< 0.002	< 0.002	< 0.0021
Chloromethane	---	0.14		< 0.0092	< 0.262	< 0.253	< 0.0098	< 0.0101	< 0.0106
cis-1,2-Dichloroethene	---	0.4		< 0.0018	< 0.0524	< 0.0506	< 0.002	< 0.002	< 0.0021
Dibromochloromethane	---	0.4		< 0.0018	< 0.0524	< 0.0506	< 0.002	< 0.002	< 0.0021
1,1-Dichloroethane	---	23		< 0.0018	< 0.0524	< 0.0506	< 0.002	< 0.002	< 0.0021
1,2-Dichloroethane	---	0.02		< 0.0018	< 0.0524	< 0.0506	< 0.002	< 0.002	< 0.0021
1,1-Dichloroethene	---	0.06		< 0.0018	< 0.0524	< 0.0506	< 0.002	< 0.002	< 0.0021
1,2-Dichloropropane	---	0.03		< 0.0018	< 0.0524	< 0.0506	< 0.002	< 0.002	< 0.0021
2-Hexanone	---	0.72		< 0.0231	< 0.655	< 0.632	< 0.0246	< 0.0253	< 0.0265
4-Methyl-2-pentanone	---	2.5		< 0.0231	< 0.655	< 0.632	< 0.0246	< 0.0253	< 0.0265
Methylene Chloride	---	0.02		< 0.0092	< 0.262	< 0.253	< 0.0098	< 0.0101	< 0.0106
Styrene	---	4.0		< 0.0018	< 0.0524	< 0.0506	< 0.002	< 0.002	< 0.0021
1,1,2,2-Tetrachloroethane	---	3.3		< 0.0018	< 0.0524	< 0.0506	< 0.002	< 0.002	< 0.0021
Tetrachloroethene	---	0.06		< 0.0018	< 0.0524	< 0.0506	< 0.002	< 0.002	< 0.0021
trans-1,2-Dichloroethene	---	0.7		< 0.0018	< 0.0524	< 0.0506	< 0.002	< 0.002	< 0.0021
Trichloroethene	---	0.06		< 0.0018	< 0.0524	< 0.0506	< 0.002	< 0.002	< 0.0021
1,1,1-Trichloroethane	---	2.0		< 0.0018	< 0.0524	< 0.0506	< 0.002	< 0.002	< 0.0021
1,1,2-Trichloroethane	---	0.02		< 0.0046	< 0.131	< 0.126	< 0.0049	< 0.005	< 0.0053
Vinyl Chloride	---	0.01		< 0.0018	< 0.0524	< 0.0506	< 0.002	< 0.002	< 0.0021
Semivolatile Organic Analytical Parameters									
Acenaphthene	0.13	570		< 0.0042	< 0.0043	< 0.0042	< 0.0039	< 0.0041	< 0.0041
Acenaphthylene	0.07	85		< 0.0042	< 0.0043	< 0.0042	< 0.0039	< 0.0041	< 0.0041
Anthracene	0.4	12,000		< 0.0042	< 0.0043	< 0.0042	< 0.0039	< 0.0041	< 0.0041
Benzo(a)anthracene	1.8	0.9		< 0.0123	< 0.0125	< 0.0124	< 0.0114	< 0.0122	< 0.0122
Benzo(a)pyrene	2.1	0.09		< 0.0042	< 0.0043	< 0.0042	< 0.0039	< 0.0041	< 0.0041
Benzo(b)fluoranthene	2.1	0.9		< 0.0042	< 0.0043	< 0.0042	0.0042	< 0.0041	< 0.0041
Benzo(g,h,i)perylene	1.7	2,300		< 0.0042	< 0.0043	< 0.0042	< 0.0039	< 0.0041	< 0.0041
Benzo(k)fluoranthene	1.7	9.0		< 0.0042	< 0.0043	< 0.0042	< 0.0039	< 0.0041	< 0.0041
Chrysene	2.7	88		< 0.0042	< 0.0043	< 0.0042	< 0.0039	< 0.0041	< 0.0041
Dibenzo(a,h)anthracene	0.42	0.09		< 0.0042	< 0.0043	< 0.0042	< 0.0039	< 0.0041	< 0.0041
Fluoranthene	4.1	3,100		< 0.0042	< 0.0043	< 0.0042	0.0046	< 0.0041	< 0.0041

Table 1 - Terracon Soil Analytical Results -CCDD
SIUE Health Sciences Building
200 University Park Drive
Edwardsville, Madison County, Illinois
Terracon Project Number 15217050

Analyte	Background	Maximun Allowed Concentration	Sample Identification	B-7 (3-8)	B-8 (1.5-6.5)	B-9 (9.5-15)	B-10 (7.5-15)	B-11 (1.5-6.5)	B-12 (1.5-6.5)
		CCDD	Sample Depth (feet)	3-8	1.5-6.5	9.5-15	7.5-15	1.5-6.5	1.5-6.5
		mg/kg	Date Collected	8/19/21	8/19/21	8/18/21	8/18/21	8/19/21	8/19/21
	MSAs	pH 6.25-9.0							
Volatile Organic Analytical Parameters									
Benzene	---	0.03		< 0.001	< 0.001	0.0024	< 0.0012	< 0.0283	0.0017
Toluene	---	12		< 0.0019	< 0.0021	0.0043	< 0.0023	< 0.0565	0.0028
Ethylbenzene	---	13		< 0.0019	< 0.0021	< 0.0021	< 0.0023	< 0.0565	< 0.0022
Xylenes (total)	---	5.6		< 0.0076	< 0.0084	< 0.0083	< 0.0093	0.256	< 0.0087
Methyl Tertiary-Butyl Ether	---	0.32		< 0.0019	< 0.0021	< 0.0021	< 0.0023	< 0.0565	< 0.0022
Acetone	---	25		< 0.0238	< 0.0261	< 0.0259	< 0.029	< 0.707	< 0.0271
Bromodichloromethane	---	0.6		< 0.0019	< 0.0021	< 0.0021	< 0.0023	< 0.0565	< 0.0022
Bromoform	---	0.8		< 0.0048	< 0.0052	< 0.0052	< 0.0058	< 0.141	< 0.0054
Bromomethane	---	0.2		< 0.0095	< 0.0104	< 0.0104	< 0.0116	< 0.283	< 0.0109
2-Butanone	---	17		< 0.0238	< 0.0261	< 0.0259	< 0.029	< 0.707	< 0.0271
Carbon Disulfide	---	9.0		< 0.0019	< 0.0021	< 0.0021	< 0.0023	< 0.0565	< 0.0022
Carbon Tetrachloride	---	0.07		< 0.0019	< 0.0021	< 0.0021	< 0.0023	< 0.0565	< 0.0022
Chlorobenzene	---	1.0		< 0.0019	< 0.0021	< 0.0021	< 0.0023	< 0.0565	< 0.0022
Chloroethane	---	15		< 0.0095	< 0.0104	< 0.0104	< 0.0116	< 0.283	< 0.0109
Chloroform	---	0.3		< 0.0019	< 0.0021	< 0.0021	< 0.0023	< 0.0565	< 0.0022
Chloromethane	---	0.14		< 0.0095	< 0.0104	< 0.0104	< 0.0116	< 0.283	< 0.0109
cis-1,2-Dichloroethene	---	0.4		< 0.0019	< 0.0021	< 0.0021	< 0.0023	< 0.0565	< 0.0022
Dibromochloromethane	---	0.4		< 0.0019	< 0.0021	< 0.0021	< 0.0023	< 0.0565	< 0.0022
1,1-Dichloroethane	---	23		< 0.0019	< 0.0021	< 0.0021	< 0.0023	< 0.0565	< 0.0022
1,2-Dichloroethane	---	0.02		< 0.0019	< 0.0021	< 0.0021	< 0.0023	< 0.0565	< 0.0022
1,1-Dichloroethene	---	0.06		< 0.0019	< 0.0021	< 0.0021	< 0.0023	< 0.0565	< 0.0022
1,2-Dichloropropane	---	0.03		< 0.0019	< 0.0021	< 0.0021	< 0.0023	< 0.0565	< 0.0022
2-Hexanone	---	0.72		< 0.0238	< 0.0261	< 0.0259	< 0.029	< 0.707	< 0.0271
4-Methyl-2-pentanone	---	2.5		< 0.0238	< 0.0261	< 0.0259	< 0.029	< 0.707	< 0.0271
Methylene Chloride	---	0.02		< 0.0095	< 0.0104	< 0.0104	< 0.0116	< 0.283	< 0.0109
Styrene	---	4.0		< 0.0019	< 0.0021	< 0.0021	< 0.0023	< 0.0565	< 0.0022
1,1,2,2-Tetrachloroethane	---	3.3		< 0.0019	< 0.0021	< 0.0021	< 0.0023	< 0.0565	< 0.0022
Tetrachloroethene	---	0.06		< 0.0019	< 0.0021	< 0.0021	< 0.0023	< 0.0565	< 0.0022
trans-1,2-Dichloroethene	---	0.7		< 0.0019	< 0.0021	< 0.0021	< 0.0023	< 0.0565	< 0.0022
Trichloroethene	---	0.06		< 0.0019	< 0.0021	< 0.0021	< 0.0023	< 0.0565	< 0.0022
1,1,1-Trichloroethane	---	2.0		< 0.0019	< 0.0021	< 0.0021	< 0.0023	< 0.0565	< 0.0022
1,1,2-Trichloroethane	---	0.02		< 0.0048	< 0.0052	< 0.0052	< 0.0058	< 0.141	< 0.0054
Vinyl Chloride	---	0.01		< 0.0019	< 0.0021	< 0.0021	< 0.0023	< 0.0565	< 0.0022
Semivolatile Organic Analytical Parameters									
Acenaphthene	0.13	570		< 0.0041	< 0.0043	< 0.0042	< 0.0044	< 0.0042	< 0.0043
Acenaphthylene	0.07	85		< 0.0041	< 0.0043	< 0.0042	< 0.0044	< 0.0042	< 0.0043
Anthracene	0.4	12,000		< 0.0041	< 0.0043	< 0.0042	< 0.0044	< 0.0042	< 0.0043
Benzo(a)anthracene	1.8	0.9		< 0.0122	< 0.0127	< 0.0125	< 0.0129	< 0.0123	< 0.0128
Benzo(a)pyrene	2.1	0.09		< 0.0041	0.0046	< 0.0042	< 0.0044	< 0.0042	< 0.0043
Benzo(b)fluoranthene	2.1	0.9		< 0.0041	0.0068	< 0.0042	< 0.0044	< 0.0042	< 0.0043
Benzo(g,h,i)perylene	1.7	2,300		< 0.0041	< 0.0043	< 0.0042	< 0.0044	< 0.0042	< 0.0043
Benzo(k)fluoranthene	1.7	9.0		< 0.0041	< 0.0043	< 0.0042	< 0.0044	< 0.0042	< 0.0043
Chrysene	2.7	88		< 0.0041	< 0.0043	< 0.0042	< 0.0044	< 0.0042	< 0.0043
Dibenzo(a,h)anthracene	0.42	0.09		< 0.0041	< 0.0043	< 0.0042	< 0.0044	< 0.0042	< 0.0043
Fluoranthene	4.1	3,100		< 0.0041	0.0068	< 0.0042	< 0.0044	< 0.0042	< 0.0043

Table 1 - Terracon Soil Analytical Results -CCDD
SIUE Health Sciences Building
200 University Park Drive
Edwardsville, Madison County, Illinois
Terracon Project Number 15217050

Analyte	Background	Maximun Allowed Concentration	Sample Identification	B-13 (1.5-6.5)
		CCDD	Sample Depth (feet)	1.5-6.5
		mg/kg	Date Collected	8/19/21
	MSAs	pH 6.25-9.0		
Volatile Organic Analytical Parameters				
Benzene	---	0.03		0.0032
Toluene	---	12		0.0059
Ethylbenzene	---	13		0.0021
Xylenes (total)	---	5.6		< 0.0078
Methyl Tertiary-Butyl Ether	---	0.32		< 0.0019
Acetone	---	25		< 0.0242
Bromodichloromethane	---	0.6		< 0.0019
Bromoform	---	0.8		< 0.0048
Bromomethane	---	0.2		< 0.0097
2-Butanone	---	17		< 0.0242
Carbon Disulfide	---	9.0		< 0.0019
Carbon Tetrachloride	---	0.07		< 0.0019
Chlorobenzene	---	1.0		< 0.0019
Chloroethane	---	15		< 0.0097
Chloroform	---	0.3		< 0.0019
Chloromethane	---	0.14		< 0.0097
cis-1,2-Dichloroethene	---	0.4		< 0.0019
Dibromochloromethane	---	0.4		< 0.0019
1,1-Dichloroethane	---	23		< 0.0019
1,2-Dichloroethane	---	0.02		< 0.0019
1,1-Dichloroethene	---	0.06		< 0.0019
1,2-Dichloropropane	---	0.03		< 0.0019
2-Hexanone	---	0.72		< 0.0242
4-Methyl-2-pentanone	---	2.5		< 0.0242
Methylene Chloride	---	0.02		< 0.0097
Styrene	---	4.0		< 0.0019
1,1,2,2-Tetrachloroethane	---	3.3		< 0.0019
Tetrachloroethene	---	0.06		< 0.0019
trans-1,2-Dichloroethene	---	0.7		< 0.0019
Trichloroethene	---	0.06		< 0.0019
1,1,1-Trichloroethane	---	2.0		< 0.0019
1,1,2-Trichloroethane	---	0.02		< 0.0048
Vinyl Chloride	---	0.01		< 0.0019
Semivolatile Organic Analytical Parameters				
Acenaphthene	0.13	570		< 0.0041
Acenaphthylene	0.07	85		< 0.0041
Anthracene	0.4	12,000		< 0.0041
Benzo(a)anthracene	1.8	0.9		< 0.0122
Benzo(a)pyrene	2.1	0.09		< 0.0041
Benzo(b)fluoranthene	2.1	0.9		< 0.0041
Benzo(g,h,i)perylene	1.7	2,300		< 0.0041
Benzo(k)fluoranthene	1.7	9.0		< 0.0041
Chrysene	2.7	88		< 0.0041
Dibenzo(a,h)anthracene	0.42	0.09		< 0.0041
Fluoranthene	4.1	3,100		< 0.0041

Table 1 - Terracon Soil Analytical Results -CCDD
SIUE Health Sciences Building
200 University Park Drive
Edwardsville, Madison County, Illinois
Terracon Project Number 15217050

Analyte	Background	Maximun Allowed Concentration	Sample Identification	B-1 (1.5-5.5)	B-2 (1.5-6.5)	B-3 (1.5-3)	B-4 (1.5-5.5)	B-5 (1.5-5.5)	B-6 (0-5)
		CCDD	Sample Depth (feet)	1.5-5.5	1.5-6.5	1.5-3	1.5-5.5	1.5-5.5	0-5
		mg/kg	Date Collected	8/19/21	8/19/21	8/19/21	8/19/21	8/19/21	8/18/21
	MSAs	pH 6.25-9.0							
Fluorene	0.18	560		< 0.0042	< 0.0043	< 0.0042	< 0.0039	< 0.0041	< 0.0041
Indeno(1,2,3-c,d)pyrene	1.6	0.9		< 0.0042	< 0.0043	< 0.0042	< 0.0039	< 0.0041	< 0.0041
Naphthalene	0.2	1.8		< 0.0042	< 0.0043	< 0.0042	< 0.0039	< 0.0041	< 0.0041
Phenanthrene	2.5	200		< 0.0074	< 0.0075	< 0.0074	< 0.0068	< 0.0073	< 0.0073
Pyrene	3.0	2,300		< 0.0042	< 0.0043	< 0.0042	< 0.0039	< 0.0041	< 0.0041
bis(2-Chloroethyl) ether	---	0.66		< 0.615	< 0.625	< 0.62	< 0.57	< 0.608	< 0.61
bis(2-Ethylhexyl)phthalate	---	46		< 0.0824	< 0.0838	< 0.083	< 0.0763	< 0.0815	< 0.0818
4-Bromophenyl-phenyl ether	---	---		< 0.43	< 0.438	< 0.434	< 0.399	< 0.426	< 0.427
Butylbenzylphthalate	---	930		< 0.43	< 0.438	< 0.434	< 0.399	< 0.426	< 0.427
Carbazole	---	0.6		< 0.615	< 0.625	< 0.62	< 0.57	< 0.608	< 0.61
4-Chloroaniline	---	0.7		< 0.615	< 0.625	< 0.62	< 0.57	< 0.608	< 0.61
2-Chloronaphthalene	---	49		< 0.43	< 0.438	< 0.434	< 0.399	< 0.426	< 0.427
4-Chloro-3-methylphenol	---	24		< 0.615	< 0.625	< 0.62	< 0.57	< 0.608	< 0.61
2-Chlorophenol	---	1.5		< 0.615	< 0.625	< 0.62	< 0.57	< 0.608	< 0.61
4-Chlorophenyl-phenyl ether	---	---		< 0.43	< 0.438	< 0.434	< 0.399	< 0.426	< 0.427
Dibenzofuran	---	6.1		< 0.43	< 0.438	< 0.434	< 0.399	< 0.426	< 0.427
1,2-Dichlorobenzene	---	17		< 0.615	< 0.625	< 0.62	< 0.57	< 0.608	< 0.61
1,3-Dichlorobenzene	---	0.2		< 0.615	< 0.625	< 0.62	< 0.57	< 0.608	< 0.61
1,4-Dichlorobenzene	---	2.0		< 0.615	< 0.625	< 0.62	< 0.57	< 0.608	< 0.61
3,3'-Dichlorobenzidine	---	1.3		< 0.43	< 0.438	< 0.434	< 0.399	< 0.426	< 0.427
2,4-Dichlorophenol	---	0.48		< 0.615	< 0.625	< 0.62	< 0.57	< 0.608	< 0.61
Diethylphthalate	---	470		< 0.0418	< 0.0425	< 0.0421	< 0.0387	< 0.0414	< 0.0415
Dimethylphthalate	---	380		< 0.123	< 0.125	< 0.124	< 0.114	< 0.122	< 0.122
Di-n-butylphthalate	---	2,300		< 0.0418	< 0.0425	< 0.0421	< 0.0387	< 0.0414	< 0.0415
4,6-Dinitro-2-methylphenol	---	7.80		< 1.23	< 1.25	< 1.24	< 1.14	< 1.22	< 1.22
2,4-Dinitrophenol	---	3.30		< 1.23	< 1.25	< 1.24	< 1.14	< 1.22	< 1.22
2,4-Dinitrotoluene	---	0.25		< 0.43	< 0.438	< 0.434	< 0.399	< 0.426	< 0.427
2,6-dinitrotoluene	---	0.26		< 0.43	< 0.438	< 0.434	< 0.399	< 0.426	< 0.427

Table 1 - Terracon Soil Analytical Results -CCDD
SIUE Health Sciences Building
200 University Park Drive
Edwardsville, Madison County, Illinois
Terracon Project Number 15217050

Analyte	Background	Maximun Allowed Concentration	Sample Identification	B-7 (3-8)	B-8 (1.5-6.5)	B-9 (9.5-15)	B-10 (7.5-15)	B-11 (1.5-6.5)	B-12 (1.5-6.5)
		CCDD	Sample Depth (feet)	3-8	1.5-6.5	9.5-15	7.5-15	1.5-6.5	1.5-6.5
		mg/kg	Date Collected	8/19/21	8/19/21	8/18/21	8/18/21	8/19/21	8/19/21
	MSAs	pH 6.25-9.0							
Fluorene	0.18	560		< 0.0041	< 0.0043	< 0.0042	< 0.0044	< 0.0042	< 0.0043
Indeno(1,2,3-c,d)pyrene	1.6	0.9		< 0.0041	< 0.0043	< 0.0042	< 0.0044	< 0.0042	< 0.0043
Naphthalene	0.2	1.8		< 0.0041	< 0.0043	< 0.0042	< 0.0044	< 0.0042	< 0.0043
Phenanthrene	2.5	200		< 0.0073	< 0.0076	< 0.0075	< 0.0077	< 0.0074	< 0.0077
Pyrene	3.0	2,300		< 0.0041	0.0059	< 0.0042	< 0.0044	< 0.0042	< 0.0043
bis(2-Chloroethyl) ether	---	0.66		< 0.61	< 0.633	< 0.623	< 0.643	< 0.615	< 0.639
bis(2-Ethylhexyl)phthalate	---	46		< 0.0817	< 0.0848	< 0.0834	< 0.0862	< 0.0824	< 0.0857
4-Bromophenyl-phenyl ether	---	---		< 0.427	< 0.443	< 0.436	< 0.45	< 0.431	< 0.447
Butylbenzylphthalate	---	930		< 0.427	< 0.443	< 0.436	< 0.45	< 0.431	< 0.447
Carbazole	---	0.6		< 0.61	< 0.633	< 0.623	< 0.643	< 0.615	< 0.639
4-Chloroaniline	---	0.7		< 0.61	< 0.633	< 0.623	< 0.643	< 0.615	< 0.639
2-Chloronaphthalene	---	49		< 0.427	< 0.443	< 0.436	< 0.45	< 0.431	< 0.447
4-Chloro-3-methylphenol	---	24		< 0.61	< 0.633	< 0.623	< 0.643	< 0.615	< 0.639
2-Chlorophenol	---	1.5		< 0.61	< 0.633	< 0.623	< 0.643	< 0.615	< 0.639
4-Chlorophenyl-phenyl ether	---	---		< 0.427	< 0.443	< 0.436	< 0.45	< 0.431	< 0.447
Dibenzofuran	---	6.1		< 0.427	< 0.443	< 0.436	< 0.45	< 0.431	< 0.447
1,2-Dichlorobenzene	---	17		< 0.61	< 0.633	< 0.623	< 0.643	< 0.615	< 0.639
1,3-Dichlorobenzene	---	0.2		< 0.61	< 0.633	< 0.623	< 0.643	< 0.615	< 0.639
1,4-Dichlorobenzene	---	2.0		< 0.61	< 0.633	< 0.623	< 0.643	< 0.615	< 0.639
3,3'-Dichlorobenzidine	---	1.3		< 0.427	< 0.443	< 0.436	< 0.45	< 0.431	< 0.447
2,4-Dichlorophenol	---	0.48		< 0.61	< 0.633	< 0.623	< 0.643	< 0.615	< 0.639
Diethylphthalate	---	470		< 0.0414	< 0.043	< 0.0423	< 0.0437	< 0.0418	< 0.0435
Dimethylphthalate	---	380		< 0.122	< 0.127	< 0.125	< 0.129	< 0.123	< 0.128
Di-n-butylphthalate	---	2,300		< 0.0414	< 0.043	< 0.0423	< 0.0437	< 0.0418	< 0.0435
4,6-Dinitro-2-methylphenol	---	7.80		< 1.22	< 1.27	< 1.25	< 1.29	< 1.23	< 1.28
2,4-Dinitrophenol	---	3.30		< 1.22	< 1.27	< 1.25	< 1.29	< 1.23	< 1.28
2,4-Dinitrotoluene	---	0.25		< 0.427	< 0.443	< 0.436	< 0.45	< 0.431	< 0.447
2,6-dinitrotoluene	---	0.26		< 0.427	< 0.443	< 0.436	< 0.45	< 0.431	< 0.447

Table 1 - Terracon Soil Analytical Results -CCDD
SIUE Health Sciences Building
200 University Park Drive
Edwardsville, Madison County, Illinois
Terracon Project Number 15217050

Analyte	Background	Maximun Allowed Concentration	Sample Identification	B-13 (1.5-6.5)
		CCDD	Sample Depth (feet)	1.5-6.5
		mg/kg	Date Collected	8/19/21
	MSAs	pH 6.25-9.0		
Fluorene	0.18	560		< 0.0041
Indeno(1,2,3-c,d)pyrene	1.6	0.9		< 0.0041
Naphthalene	0.2	1.8		< 0.0041
Phenanthrene	2.5	200		< 0.0073
Pyrene	3.0	2,300		< 0.0041
bis(2-Chloroethyl) ether	---	0.66		< 0.61
bis(2-Ethylhexyl)phthalate	---	46		< 0.0818
4-Bromophenyl-phenyl ether	---	---		< 0.427
Butylbenzylphthalate	---	930		< 0.427
Carbazole	---	0.6		< 0.61
4-Chloroaniline	---	0.7		< 0.61
2-Chloronaphthalene	---	49		< 0.427
4-Chloro-3-methylphenol	---	24		< 0.61
2-Chlorophenol	---	1.5		< 0.61
4-Chlorophenyl-phenyl ether	---	---		< 0.427
Dibenzofuran	---	6.1		< 0.427
1,2-Dichlorobenzene	---	17		< 0.61
1,3-Dichlorobenzene	---	0.2		< 0.61
1,4-Dichlorobenzene	---	2.0		< 0.61
3,3'-Dichlorobenzidine	---	1.3		< 0.427
2,4-Dichlorophenol	---	0.48		< 0.61
Diethylphthalate	---	470		< 0.0415
Dimethylphthalate	---	380		< 0.122
Di-n-butylphthalate	---	2,300		< 0.0415
4,6-Dinitro-2-methylphenol	---	7.80		< 1.22
2,4-Dinitrophenol	---	3.30		< 1.22
2,4-Dinitrotoluene	---	0.25		< 0.427
2,6-dinitrotoluene	---	0.26		< 0.427

Table 1 - Terracon Soil Analytical Results -CCDD
SIUE Health Sciences Building
200 University Park Drive
Edwardsville, Madison County, Illinois
Terracon Project Number 15217050

Analyte	Background	Maximun Allowed Concentration	Sample Identification	B-1 (1.5-5.5)	B-2 (1.5-6.5)	B-3 (1.5-3)	B-4 (1.5-5.5)	B-5 (1.5-5.5)	B-6 (0-5)
		CCDD	Sample Depth (feet)	1.5-5.5	1.5-6.5	1.5-3	1.5-5.5	1.5-5.5	0-5
		mg/kg	Date Collected	8/19/21	8/19/21	8/19/21	8/19/21	8/19/21	8/18/21
	MSAs	pH 6.25-9.0							
Semivolatile Organic Analytical Parameters									
Hexachlorobenzene	---	0.4		< 0.43	< 0.438	< 0.434	< 0.399	< 0.426	< 0.427
Hexachlorobutadiene	---	2.9		< 0.615	< 0.625	< 0.62	< 0.57	< 0.608	< 0.61
Hexachlorocyclopentadiene	---	1.1		< 0.615	< 0.625	< 0.62	< 0.57	< 0.608	< 0.61
Hexachloroethane	---	0.5		< 0.615	< 0.625	< 0.62	< 0.57	< 0.608	< 0.61
Isophorone	---	8.0		< 0.43	< 0.438	< 0.434	< 0.399	< 0.426	< 0.427
2-Methylnaphthalene	0.14	7.2		< 0.0205	< 0.0209	< 0.0207	< 0.019	< 0.0203	< 0.0204
2-Methylphenol	---	15		< 0.0042	< 0.0043	< 0.0042	< 0.0039	< 0.0041	< 0.0041
2-Nitroaniline	---	0.14		< 1.23	< 1.25	< 1.24	< 1.14	< 1.22	< 1.22
3-Nitroanaline	---	0.01		< 1.23	< 1.25	< 1.24	< 1.14	< 1.22	< 1.22
4-Nitroaniline	---	0.1		< 0.615	< 0.625	< 0.62	< 0.57	< 0.608	< 0.61
Nitrobenzene	---	0.26		< 0.615	< 0.625	< 0.62	< 0.57	< 0.608	< 0.61
2-Nitrophenol	---	---		< 0.43	< 0.438	< 0.434	< 0.399	< 0.426	< 0.427
4-Nitrophenol	---	630		< 0.43	< 0.438	< 0.434	< 0.399	< 0.426	< 0.427
2,2'-oxybis (1-chloropropane)	---	2.4		< 0.43	< 0.438	< 0.434	< 0.399	< 0.426	< 0.427
Pentachlorophenol	---	0.02		< 2.46	< 2.5	< 2.48	< 2.28	< 2.43	< 2.44
Phenol	---	100		< 0.43	< 0.438	< 0.434	< 0.399	< 0.426	< 0.427
1,2,4-Trichlorobenzene	---	5.0		< 0.615	< 0.625	< 0.62	< 0.57	< 0.608	< 0.61
2,4,5-Trichlorophenol	---	26		< 0.43	< 0.438	< 0.434	< 0.399	< 0.426	< 0.427
2,4,6-Trichlorophenol	---	0.66		< 0.43	< 0.438	< 0.434	< 0.399	< 0.426	< 0.427
Pesticide and Aroclors Organic Analytical Parameters									
Aldrin	---	0.94		< 0.00197	< 0.00208	< 0.00204	< 0.0194	< 0.00206	< 0.00206
alpha-BHC	---	0.0074		< 0.00197	< 0.00208	< 0.00204	< 0.0194	< 0.00206	< 0.00206
alpha-Chlordane	---	1.8		< 0.00197	< 0.00208	< 0.00204	< 0.0194	< 0.00206	< 0.00206
beta-BHC	---	---		< 0.00197	< 0.00208	< 0.00204	< 0.0194	< 0.00206	< 0.00206
delta-BHC	---	---		< 0.00197	< 0.00208	< 0.00204	< 0.0194	< 0.00206	< 0.00206
Dieldrin	---	0.603		< 0.00197	< 0.00208	< 0.00204	< 0.0194	< 0.00206	< 0.00206
4,4'-DDD	---	3.0		< 0.00197	< 0.00208	< 0.00204	< 0.0194	< 0.00206	< 0.00206
4,4'-DDE	---	2.0		< 0.00197	< 0.00208	< 0.00204	< 0.0194	< 0.00206	< 0.00206
4,4'-DDT	---	2.0		< 0.00197	< 0.00208	< 0.00204	< 0.0194	< 0.00206	< 0.00206
Endosulfan I	---	18		< 0.00197	< 0.00208	< 0.00204	< 0.0194	< 0.00206	< 0.00206
Endosulfan II	---	18		< 0.00197	< 0.00208	< 0.00204	< 0.0194	< 0.00206	< 0.00206
Endosulfan sulfate	---	18		< 0.00197	< 0.00208	< 0.00204	< 0.0194	< 0.00206	< 0.00206
Endrin	---	1.0		< 0.00197	< 0.00208	< 0.00204	< 0.0194	< 0.00206	< 0.00206
Endrin aldehyde	---	1.0		< 0.00197	< 0.00208	< 0.00204	< 0.0194	< 0.00206	< 0.00206
Endrin ketone	---	1.0		< 0.00197	< 0.00208	< 0.00204	< 0.0194	< 0.00206	< 0.00206
gamma-BHC	---	0.009		< 0.00197	< 0.00208	< 0.00204	< 0.0194	< 0.00206	< 0.00206
gamma-Chlordane	---	1.8		< 0.00197	< 0.00208	< 0.00204	< 0.0194	< 0.00206	< 0.00206
Heptachlor	---	0.871		< 0.00197	< 0.00208	< 0.00204	< 0.0194	< 0.00206	< 0.00206
Heptachlor epoxide	---	1.005		< 0.00197	< 0.00208	< 0.00204	< 0.0194	< 0.00206	< 0.00206
Methoxychlor	---	160		< 0.00197	< 0.00208	< 0.00204	< 0.0194	< 0.00206	< 0.00206
Toxaphene	---	0.6		< 0.0354	< 0.0374	< 0.0366	< 0.349	< 0.0369	< 0.0371
Aroclor - 1016	---	---		< 0.0442	< 0.0467	< 0.0457	< 0.0436	< 0.0462	< 0.0464
Aroclor - 1221	---	---		< 0.0442	< 0.0467	< 0.0457	< 0.0436	< 0.0462	< 0.0464
Aroclor - 1232	---	---		< 0.0442	< 0.0467	< 0.0457	< 0.0436	< 0.0462	< 0.0464
Aroclor - 1242	---	---		< 0.0442	< 0.0467	< 0.0457	< 0.0436	< 0.0462	< 0.0464

Table 1 - Terracon Soil Analytical Results -CCDD
SIUE Health Sciences Building
200 University Park Drive
Edwardsville, Madison County, Illinois
Terracon Project Number 15217050

Analyte	Background	Maximun Allowed Concentration	Sample Identification	B-7 (3-8)	B-8 (1.5-6.5)	B-9 (9.5-15)	B-10 (7.5-15)	B-11 (1.5-6.5)	B-12 (1.5-6.5)
		CCDD	Sample Depth (feet)	3-8	1.5-6.5	9.5-15	7.5-15	1.5-6.5	1.5-6.5
		mg/kg	Date Collected	8/19/21	8/19/21	8/18/21	8/18/21	8/19/21	8/19/21
	MSAs	pH 6.25-9.0							
Semivolatile Organic Analytical Parameters									
Hexachlorobenzene	---	0.4		< 0.427	< 0.443	< 0.436	< 0.45	< 0.431	< 0.447
Hexachlorobutadiene	---	2.9		< 0.61	< 0.633	< 0.623	< 0.643	< 0.615	< 0.639
Hexachlorocyclopentadiene	---	1.1		< 0.61	< 0.633	< 0.623	< 0.643	< 0.615	< 0.639
Hexachloroethane	---	0.5		< 0.61	< 0.633	< 0.623	< 0.643	< 0.615	< 0.639
Isophorone	---	8.0		< 0.427	< 0.443	< 0.436	< 0.45	< 0.431	< 0.447
2-Methylnaphthalene	0.14	7.2		< 0.0204	< 0.0211	< 0.0208	< 0.0215	< 0.0205	< 0.0213
2-Methylphenol	---	15		< 0.0041	< 0.0043	< 0.0042	< 0.0044	< 0.0042	< 0.0043
2-Nitroaniline	---	0.14		< 1.22	< 1.27	< 1.25	< 1.29	< 1.23	< 1.28
3-Nitroanaline	---	0.01		< 1.22	< 1.27	< 1.25	< 1.29	< 1.23	< 1.28
4-Nitroaniline	---	0.1		< 0.61	< 0.633	< 0.623	< 0.643	< 0.615	< 0.639
Nitrobenzene	---	0.26		< 0.61	< 0.633	< 0.623	< 0.643	< 0.615	< 0.639
2-Nitrophenol	---	---		< 0.427	< 0.443	< 0.436	< 0.45	< 0.431	< 0.447
4-Nitrophenol	---	630		< 0.427	< 0.443	< 0.436	< 0.45	< 0.431	< 0.447
2,2'-oxybis (1-chloropropane)	---	2.4		< 0.427	< 0.443	< 0.436	< 0.45	< 0.431	< 0.447
Pentachlorophenol	---	0.02		< 2.44	< 2.53	< 2.49	< 2.57	< 2.46	< 2.56
Phenol	---	100		< 0.427	< 0.443	< 0.436	< 0.45	< 0.431	< 0.447
1,2,4-Trichlorobenzene	---	5.0		< 0.61	< 0.633	< 0.623	< 0.643	< 0.615	< 0.639
2,4,5-Trichlorophenol	---	26		< 0.427	< 0.443	< 0.436	< 0.45	< 0.431	< 0.447
2,4,6-Trichlorophenol	---	0.66		< 0.427	< 0.443	< 0.436	< 0.45	< 0.431	< 0.447
Pesticide and Aroclors Organic Analytical Parameters									
Aldrin	---	0.94		< 0.00203	< 0.00207	< 0.00205	< 0.00211	< 0.00204	< 0.00217
alpha-BHC	---	0.0074		< 0.00203	< 0.00207	< 0.00205	< 0.00211	< 0.00204	< 0.00217
alpha-Chlordane	---	1.8		< 0.00203	< 0.00207	< 0.00205	< 0.00211	< 0.00204	< 0.00217
beta-BHC	---	---		< 0.00203	< 0.00207	< 0.00205	< 0.00211	< 0.00204	< 0.00217
delta-BHC	---	---		< 0.00203	< 0.00207	< 0.00205	< 0.00211	< 0.00204	< 0.00217
Dieldrin	---	0.603		< 0.00203	< 0.00207	< 0.00205	< 0.00211	< 0.00204	< 0.00217
4,4'-DDD	---	3.0		< 0.00203	< 0.00207	< 0.00205	< 0.00211	< 0.00204	< 0.00217
4,4'-DDE	---	2.0		< 0.00203	< 0.00207	< 0.00205	< 0.00211	< 0.00204	< 0.00217
4,4'-DDT	---	2.0		< 0.00203	< 0.00207	< 0.00205	< 0.00211	< 0.00204	< 0.00217
Endosulfan I	---	18		< 0.00203	< 0.00207	< 0.00205	< 0.00211	< 0.00204	< 0.00217
Endosulfan II	---	18		< 0.00203	< 0.00207	< 0.00205	< 0.00211	< 0.00204	< 0.00217
Endosulfan sulfate	---	18		< 0.00203	< 0.00207	< 0.00205	< 0.00211	< 0.00204	< 0.00217
Endrin	---	1.0		< 0.00203	< 0.00207	< 0.00205	< 0.00211	< 0.00204	< 0.00217
Endrin aldehyde	---	1.0		< 0.00203	< 0.00207	< 0.00205	< 0.00211	< 0.00204	< 0.00217
Endrin ketone	---	1.0		< 0.00203	< 0.00207	< 0.00205	< 0.00211	< 0.00204	< 0.00217
gamma-BHC	---	0.009		< 0.00203	< 0.00207	< 0.00205	< 0.00211	< 0.00204	< 0.00217
gamma-Chlordane	---	1.8		< 0.00203	< 0.00207	< 0.00205	< 0.00211	< 0.00204	< 0.00217
Heptachlor	---	0.871		< 0.00203	< 0.00207	< 0.00205	< 0.00211	< 0.00204	< 0.00217
Heptachlor epoxide	---	1.005		< 0.00203	< 0.00207	< 0.00205	< 0.00211	< 0.00204	< 0.00217
Methoxychlor	---	160		< 0.00203	< 0.00207	< 0.00205	< 0.00211	< 0.00204	< 0.00217
Toxaphene	---	0.6		< 0.0365	< 0.0372	< 0.0368	< 0.0379	< 0.0366	< 0.0389
Aroclor - 1016	---	---		< 0.0456	< 0.0465	< 0.0461	< 0.0473	< 0.0458	< 0.0487
Aroclor - 1221	---	---		< 0.0456	< 0.0465	< 0.0461	< 0.0473	< 0.0458	< 0.0487
Aroclor - 1232	---	---		< 0.0456	< 0.0465	< 0.0461	< 0.0473	< 0.0458	< 0.0487
Aroclor - 1242	---	---		< 0.0456	< 0.0465	< 0.0461	< 0.0473	< 0.0458	< 0.0487

Table 1 - Terracon Soil Analytical Results -CCDD
SIUE Health Sciences Building
200 University Park Drive
Edwardsville, Madison County, Illinois
Terracon Project Number 15217050

Analyte	Background	Maximun Allowed Concentration	Sample Identification	B-13 (1.5-6.5)
		CCDD	Sample Depth (feet)	1.5-6.5
		mg/kg	Date Collected	8/19/21
	MSAs	pH 6.25-9.0		
Semivolatile Organic Analytical Parameters				
Hexachlorobenzene	---	0.4		< 0.427
Hexachlorobutadiene	---	2.9		< 0.61
Hexachlorocyclopentadiene	---	1.1		< 0.61
Hexachloroethane	---	0.5		< 0.61
Isophorone	---	8.0		< 0.427
2-Methylnaphthalene	0.14	7.2		< 0.0204
2-Methylphenol	---	15		< 0.0041
2-Nitroaniline	---	0.14		< 1.22
3-Nitroanaline	---	0.01		< 1.22
4-Nitroaniline	---	0.1		< 0.61
Nitrobenzene	---	0.26		< 0.61
2-Nitrophenol	---	---		< 0.427
4-Nitrophenol	---	630		< 0.427
2,2'-oxybis (1-chloropropane)	---	2.4		< 0.427
Pentachlorophenol	---	0.02		< 2.44
Phenol	---	100		< 0.427
1,2,4-Trichlorobenzene	---	5.0		< 0.61
2,4,5-Trichlorophenol	---	26		< 0.427
2,4,6-Trichlorophenol	---	0.66		< 0.427
Pesticide and Aroclors Organic Analytical Parameters				
Aldrin	---	0.94		< 0.00205
alpha-BHC	---	0.0074		< 0.00205
alpha-Chlordane	---	1.8		< 0.00205
beta-BHC	---	---		< 0.00205
delta-BHC	---	---		< 0.00205
Dieldrin	---	0.603		< 0.00205
4,4'-DDD	---	3.0		< 0.00205
4,4'-DDE	---	2.0		< 0.00205
4,4'-DDT	---	2.0		< 0.00205
Endosulfan I	---	18		< 0.00205
Endosulfan II	---	18		< 0.00205
Endosulfan sulfate	---	18		< 0.00205
Endrin	---	1.0		< 0.00205
Endrin aldehyde	---	1.0		< 0.00205
Endrin ketone	---	1.0		< 0.00205
gamma-BHC	---	0.009		< 0.00205
gamma-Chlordane	---	1.8		< 0.00205
Heptachlor	---	0.871		< 0.00205
Heptachlor epoxide	---	1.005		< 0.00205
Methoxychlor	---	160		< 0.00205
Toxaphene	---	0.6		< 0.0369
Aroclor - 1016	---	---		< 0.0461
Aroclor - 1221	---	---		< 0.0461
Aroclor - 1232	---	---		< 0.0461
Aroclor - 1242	---	---		< 0.0461

Table 1 - Terracon Soil Analytical Results -CCDD
SIUE Health Sciences Building
200 University Park Drive
Edwardsville, Madison County, Illinois
Terracon Project Number 15217050

Analyte	Background	Maximun Allowed Concentration	Sample Identification	B-1 (1.5-5.5)	B-2 (1.5-6.5)	B-3 (1.5-3)	B-4 (1.5-5.5)	B-5 (1.5-5.5)	B-6 (0-5)
		CCDD	Sample Depth (feet)	1.5-5.5	1.5-6.5	1.5-3	1.5-5.5	1.5-5.5	0-5
		mg/kg	Date Collected	8/19/21	8/19/21	8/19/21	8/19/21	8/19/21	8/18/21
	MSAs	pH 6.25-9.0							
Aroclor - 1248	---	---		< 0.0442	< 0.0467	< 0.0457	< 0.0436	< 0.0462	< 0.0464
Aroclor - 1254	---	---		< 0.0442	< 0.0467	< 0.0457	< 0.0436	< 0.0462	< 0.0464
Aroclor - 1260	---	---		< 0.0442	< 0.0467	< 0.0457	< 0.0436	< 0.0462	< 0.0464
Inorganic Analytical Parameters									
Arsenic	13	11.3		4.22	13.8	14.9	6.75	5.02	16.1
Barium	110	1,500		70.5	168	194	118	126	125
Cadmium	0.6	5.2		< 0.19	0.57	0.36	0.38	0.38	< 0.2
Chromium, total	16.2	21		20.2	19.3	21.7	11.5	15.4	14.4
Lead	36	107		5.7	15.4	13.4	19.3	8.56	11.4
Mercury	0.06	0.1		0.019	0.022	0.042	0.024	0.013	0.019
Selenium	0.48	1.3		< 3.85	< 3.92	< 3.85	< 3.92	< 3.77	< 3.92
Silver	0.55	4.4		< 0.48	< 0.49	< 0.48	< 0.49	< 0.47	< 0.49
Aluminum	9,500	9,200		7530	10700	13200	7770	8090	7960
Antimony	4.0	5.0		< 5	< 5	< 4.9	< 4.9	< 4.81	< 4.63
Beryllium	0.59	22		0.37	0.61	0.71	0.39	0.43	0.48
Calcium	9,300	---		44000	3090	3750	4540	37600	47300
Cobalt	8.9	20		5.54	12.3	6.98	7	9.33	5.61
Copper	19.6	2,900		11.8	22.5	23.1	10.2	14	21.3
Iron	15,900	15,000		14700	24100	25700	11100	14100	24400
Magnesium	4,820	---		25700	3160	3780	1560	22300	26600
Manganese	636	630		542	1200	495	888	963	657
Nickel	18	100		13	31.9	29.5	12	21.9	16.9
Potassium	1,268	---		891	1300	1380	1190	1220	1020
Sodium	130	---		148	76	167	40.9	160	149
Thallium	0.32	2.6		< 4.81	< 4.9	< 4.81	< 4.9	< 4.72	< 4.9
Vanadium	25.2	550		29.1	33.7	38	22.6	27.8	28.5
Zinc	95	5,100		27.1	73.7	71.1	49.5	44.3	58.6

Table 1 - Terracon Soil Analytical Results -CCDD
SIUE Health Sciences Building
200 University Park Drive
Edwardsville, Madison County, Illinois
Terracon Project Number 15217050

Analyte	Background	Maximun Allowed Concentration	Sample Identification	B-7 (3-8)	B-8 (1.5-6.5)	B-9 (9.5-15)	B-10 (7.5-15)	B-11 (1.5-6.5)	B-12 (1.5-6.5)
		CCDD	Sample Depth (feet)	3-8	1.5-6.5	9.5-15	7.5-15	1.5-6.5	1.5-6.5
		mg/kg	Date Collected	8/19/21	8/19/21	8/18/21	8/18/21	8/19/21	8/19/21
	MSAs	pH 6.25-9.0							
Aroclor - 1248	---	---		< 0.0456	< 0.0465	< 0.0461	< 0.0473	< 0.0458	< 0.0487
Aroclor - 1254	---	---		< 0.0456	< 0.0465	< 0.0461	< 0.0473	< 0.0458	< 0.0487
Aroclor - 1260	---	---		< 0.0456	< 0.0465	< 0.0461	< 0.0473	< 0.0458	< 0.0487
Inorganic Analytical Parameters									
Arsenic	13	11.3		13.2	6.46	4.4	2.92	12.7	3.09
Barium	110	1,500		253	135	113	72.1	138	110
Cadmium	0.6	5.2		< 0.19	0.31	0.37	< 0.19	0.26	< 0.2
Chromium, total	16.2	21		22.9	12.8	12.6	19.9	17	13.3
Lead	36	107		14.9	16.5	9.37	6.32	12.4	8.16
Mercury	0.06	0.1		0.036	0.028	0.015	0.018	0.027	0.027
Selenium	0.48	1.3		< 3.77	< 3.77	< 3.85	< 3.85	< 3.92	< 4
Silver	0.55	4.4		< 0.47	< 0.47	< 0.48	< 0.48	< 0.49	< 0.5
Aluminum	9,500	9,200		17700	9040	7470	9270	10200	7970
Antimony	4.0	5.0		< 4.81	< 4.55	< 4.72	< 5	< 4.72	< 4.55
Beryllium	0.59	22		0.87	0.43	0.38	0.5	0.56	0.4
Calcium	9,300	---		3510	6780	65600	16900	5280	37100
Cobalt	8.9	20		13.9	6.07	8.42	6.25	8.16	5.41
Copper	19.6	2,900		17.9	9.75	17.8	11.5	20.5	12.7
Iron	15,900	15,000		25100	12100	13800	18000	22300	13100
Magnesium	4,820	---		3900	1980	28700	10100	4200	20700
Manganese	636	630		899	626	703	1390	675	612
Nickel	18	100		21.7	11.1	21.1	16.9	22.4	14.6
Potassium	1,268	---		1520	1150	1110	655	1220	1090
Sodium	130	---		91.2	49	185	119	165	122
Thallium	0.32	2.6		< 4.72	< 4.72	< 4.81	< 4.81	< 4.9	< 5
Vanadium	25.2	550		45	23.8	22.9	36.5	31.7	26.7
Zinc	95	5,100		62.3	51.7	43.5	35.4	59.7	40.7

Table 1 - Terracon Soil Analytical Results -CCDD
SIUE Health Sciences Building
200 University Park Drive
Edwardsville, Madison County, Illinois
Terracon Project Number 15217050

Analyte	Background	Maximun Allowed Concentration	Sample Identification	B-13 (1.5-6.5)
		CCDD	Sample Depth (feet)	1.5-6.5
		mg/kg	Date Collected	8/19/21
	MSAs	pH 6.25-9.0		
Aroclor - 1248	---	---		< 0.0461
Aroclor - 1254	---	---		< 0.0461
Aroclor - 1260	---	---		< 0.0461
Inorganic Analytical Parameters				
Arsenic	13	11.3		14.1
Barium	110	1,500		170
Cadmium	0.6	5.2		< 0.19
Chromium, total	16.2	21		21.6
Lead	36	107		14
Mercury	0.06	0.1		0.047
Selenium	0.48	1.3		< 3.77
Silver	0.55	4.4		< 0.47
Aluminum	9,500	9,200		15700
Antimony	4.0	5.0		< 4.72
Beryllium	0.59	22		0.77
Calcium	9,300	---		2480
Cobalt	8.9	20		9.61
Copper	19.6	2,900		25.5
Iron	15,900	15,000		26400
Magnesium	4,820	---		3500
Manganese	636	630		848
Nickel	18	100		27
Potassium	1,268	---		1740
Sodium	130	---		54.6
Thallium	0.32	2.6		< 4.72
Vanadium	25.2	550		39.3
Zinc	95	5,100		73.2

Table 2 - Terracon Soil Analytical Results - VOCs
SIUE Health Sciences Building
200 University Park Drive
Edwardsville, Madison County, Illinois
Terracon Project Number 15217050

Analyte	Units	IEPA Tier 1 Soil Remediation Objectives			Sample Identification	B-1 (1.5-5.5)	B-2 (1.5-6.5)	B-3 (1.5-3)	B-4 (1.5-5.5)	B-5 (1.5-5.5)	B-6 (0-5)
		Residential Properties		Soil Component of the Groundwater Ingestion Route	Sample Depth (feet)	1.5-5.5	1.5-6.5	1.5-3	1.5-5.5	1.5-5.5	0-5
					Date Collected	8/19/2021	8/19/2021	8/19/2021	8/19/2021	8/19/2021	8/18/2021
		Ingestion	Inhalation	Class I							
Volatile Organic Analytical Parameters											
Benzene	mg/kg	12	0.8	0.03		0.0015	< 0.0262	< 0.0253	< 0.001	0.0019	0.0029
Toluene	mg/kg	16,000	650	12		0.0028	< 0.0524	< 0.0506	< 0.002	0.0035	0.0052
Ethylbenzene	mg/kg	7,800	400	13		< 0.0018	< 0.0524	< 0.0506	< 0.002	< 0.002	< 0.0021
Xylenes (total)	mg/kg	16,000	320	150		< 0.0074	< 0.21	< 0.202	< 0.0079	< 0.0081	< 0.0085
Methyl Tertiary-Butyl Ether	mg/kg	780	8,800	0.32		< 0.0018	< 0.0524	< 0.0506	< 0.002	< 0.002	< 0.0021
Acetone	mg/kg	70,000	100,000	25		< 0.0231	< 0.655	< 0.632	< 0.0246	< 0.0253	< 0.0265
Bromodichloromethane	mg/kg	10	3,000	0.6		< 0.0018	< 0.0524	< 0.0506	< 0.002	< 0.002	< 0.0021
Bromoform	mg/kg	81	53	0.8		< 0.0046	< 0.131	< 0.126	< 0.0049	< 0.005	< 0.0053
Bromomethane	mg/kg	110	10	0.2		< 0.0092	< 0.262	< 0.253	< 0.0098	< 0.0101	< 0.0106
2-Butanone	mg/kg	---	---	---		< 0.0231	< 0.655	< 0.632	< 0.0246	< 0.0253	< 0.0265
Carbon Disulfide	mg/kg	7,800	720	32		< 0.0018	< 0.0524	< 0.0506	< 0.002	< 0.002	< 0.0021
Carbon Tetrachloride	mg/kg	5	0.3	0.07		< 0.0018	< 0.0524	< 0.0506	< 0.002	< 0.002	< 0.0021
Chlorobenzene	mg/kg	1,600	130	1.0		< 0.0018	< 0.0524	< 0.0506	< 0.002	< 0.002	< 0.0021
Chloroethane	mg/kg	---	---	---		< 0.0092	< 0.262	< 0.253	< 0.0098	< 0.0101	< 0.0106
Chloroform	mg/kg	100	0.3	0.6		< 0.0018	< 0.0524	< 0.0506	< 0.002	< 0.002	< 0.0021
Chloromethane	mg/kg	---	---	---		< 0.0092	< 0.262	< 0.253	< 0.0098	< 0.0101	< 0.0106
cis-1,2-Dichloroethene	mg/kg	780	1,200	0.4		< 0.0018	< 0.0524	< 0.0506	< 0.002	< 0.002	< 0.0021
Dibromochloromethane	mg/kg	1,600	1,300	0.4		< 0.0018	< 0.0524	< 0.0506	< 0.002	< 0.002	< 0.0021
1,1-Dichloroethane	mg/kg	7,800	1,300	23		< 0.0018	< 0.0524	< 0.0506	< 0.002	< 0.002	< 0.0021
1,2-Dichloroethane	mg/kg	7.0	0.4	0.02		< 0.0018	< 0.0524	< 0.0506	< 0.002	< 0.002	< 0.0021
1,1-Dichloroethene	mg/kg	3,900	290	0.06		< 0.0018	< 0.0524	< 0.0506	< 0.002	< 0.002	< 0.0021
1,2-Dichloropropane	mg/kg	9.0	15	0.03		< 0.0018	< 0.0524	< 0.0506	< 0.002	< 0.002	< 0.0021
2-Hexanone	mg/kg	---	---	---		< 0.0231	< 0.655	< 0.632	< 0.0246	< 0.0253	< 0.0265
4-Methyl-2-pentanone	mg/kg	---	---	---		< 0.0231	< 0.655	< 0.632	< 0.0246	< 0.0253	< 0.0265
Methylene Chloride	mg/kg	85	13	0.02		< 0.0092	< 0.262	< 0.253	< 0.0098	< 0.0101	< 0.0106
Styrene	mg/kg	16,000	1,500	4.0		< 0.0018	< 0.0524	< 0.0506	< 0.002	< 0.002	< 0.0021
1,1,2,2-Tetrachloroethane	mg/kg	---	---	---		< 0.0018	< 0.0524	< 0.0506	< 0.002	< 0.002	< 0.0021
Tetrachloroethene	mg/kg	12	11	0.06		< 0.0018	< 0.0524	< 0.0506	< 0.002	< 0.002	< 0.0021
trans-1,2-Dichloroethene	mg/kg	1,600	3,100	0.7		< 0.0018	< 0.0524	< 0.0506	< 0.002	< 0.002	< 0.0021
Trichloroethene	mg/kg	58	5.0	0.06		< 0.0018	< 0.0524	< 0.0506	< 0.002	< 0.002	< 0.0021
1,1,1-Trichloroethane	mg/kg	---	1,200	2.0		< 0.0018	< 0.0524	< 0.0506	< 0.002	< 0.002	< 0.0021
1,1,2-Trichloroethane	mg/kg	310	1,800	0.02		< 0.0046	< 0.131	< 0.126	< 0.0049	< 0.005	< 0.0053
Vinyl Chloride	mg/kg	0.46	0.28	0.01		< 0.0018	< 0.0524	< 0.0506	< 0.002	< 0.002	< 0.0021

Table 2 - Terracon Soil Analytical Results - VOCs
SIUE Health Sciences Building
200 University Park Drive
Edwardsville, Madison County, Illinois
Terracon Project Number 15217050

Analyte	Units	IEPA Tier 1 Soil Remediation Objectives			Sample Identification	B-7 (3-8)	B-8 (1.5-6.5)	B-9 (9.5-15)	B-10 (7.5-15)	B-11 (1.5-6.5)	B-12 (1.5-6.5)	B-13 (1.5-6.5)
		Residential Properties		Soil Component of the Groundwater Ingestion Route	Sample Depth (feet)	3-8	1.5-6.5	9.5-15	7.5-15	1.5-6.5	1.5-6.5	1.5-6.5
		Ingestion	Inhalation	Class I	Date Collected	8/19/2021	8/19/2021	8/18/2021	8/18/2021	8/19/2021	8/19/2021	8/19/2021
Volatile Organic Analytical Parameters												
Benzene	mg/kg	12	0.8	0.03		< 0.001	< 0.001	0.0024	< 0.0012	< 0.0283	0.0017	0.0032
Toluene	mg/kg	16,000	650	12		< 0.0019	< 0.0021	0.0043	< 0.0023	< 0.0565	0.0028	0.0059
Ethylbenzene	mg/kg	7,800	400	13		< 0.0019	< 0.0021	< 0.0021	< 0.0023	< 0.0565	< 0.0022	0.0021
Xylenes (total)	mg/kg	16,000	320	150		< 0.0076	< 0.0084	< 0.0083	< 0.0093	0.256	< 0.0087	< 0.0078
Methyl Tertiary-Butyl Ether	mg/kg	780	8,800	0.32		< 0.0019	< 0.0021	< 0.0021	< 0.0023	< 0.0565	< 0.0022	< 0.0019
Acetone	mg/kg	70,000	100,000	25		< 0.0238	< 0.0261	< 0.0259	< 0.029	< 0.707	< 0.0271	< 0.0242
Bromodichloromethane	mg/kg	10	3,000	0.6		< 0.0019	< 0.0021	< 0.0021	< 0.0023	< 0.0565	< 0.0022	< 0.0019
Bromoform	mg/kg	81	53	0.8		< 0.0048	< 0.0052	< 0.0052	< 0.0058	< 0.141	< 0.0054	< 0.0048
Bromomethane	mg/kg	110	10	0.2		< 0.0095	< 0.0104	< 0.0104	< 0.0116	< 0.283	< 0.0109	< 0.0097
2-Butanone	mg/kg	---	---	---		< 0.0238	< 0.0261	< 0.0259	< 0.029	< 0.707	< 0.0271	< 0.0242
Carbon Disulfide	mg/kg	7,800	720	32		< 0.0019	< 0.0021	< 0.0021	< 0.0023	< 0.0565	< 0.0022	< 0.0019
Carbon Tetrachloride	mg/kg	5	0.3	0.07		< 0.0019	< 0.0021	< 0.0021	< 0.0023	< 0.0565	< 0.0022	< 0.0019
Chlorobenzene	mg/kg	1,600	130	1.0		< 0.0019	< 0.0021	< 0.0021	< 0.0023	< 0.0565	< 0.0022	< 0.0019
Chloroethane	mg/kg	---	---	---		< 0.0095	< 0.0104	< 0.0104	< 0.0116	< 0.283	< 0.0109	< 0.0097
Chloroform	mg/kg	100	0.3	0.6		< 0.0019	< 0.0021	< 0.0021	< 0.0023	< 0.0565	< 0.0022	< 0.0019
Chloromethane	mg/kg	---	---	---		< 0.0095	< 0.0104	< 0.0104	< 0.0116	< 0.283	< 0.0109	< 0.0097
cis-1,2-Dichloroethene	mg/kg	780	1,200	0.4		< 0.0019	< 0.0021	< 0.0021	< 0.0023	< 0.0565	< 0.0022	< 0.0019
Dibromochloromethane	mg/kg	1,600	1,300	0.4		< 0.0019	< 0.0021	< 0.0021	< 0.0023	< 0.0565	< 0.0022	< 0.0019
1,1-Dichloroethane	mg/kg	7,800	1,300	23		< 0.0019	< 0.0021	< 0.0021	< 0.0023	< 0.0565	< 0.0022	< 0.0019
1,2-Dichloroethane	mg/kg	7.0	0.4	0.02		< 0.0019	< 0.0021	< 0.0021	< 0.0023	< 0.0565	< 0.0022	< 0.0019
1,1-Dichloroethene	mg/kg	3,900	290	0.06		< 0.0019	< 0.0021	< 0.0021	< 0.0023	< 0.0565	< 0.0022	< 0.0019
1,2-Dichloropropane	mg/kg	9.0	15	0.03		< 0.0019	< 0.0021	< 0.0021	< 0.0023	< 0.0565	< 0.0022	< 0.0019
2-Hexanone	mg/kg	---	---	---		< 0.0238	< 0.0261	< 0.0259	< 0.029	< 0.707	< 0.0271	< 0.0242
4-Methyl-2-pentanone	mg/kg	---	---	---		< 0.0238	< 0.0261	< 0.0259	< 0.029	< 0.707	< 0.0271	< 0.0242
Methylene Chloride	mg/kg	85	13	0.02		< 0.0095	< 0.0104	< 0.0104	< 0.0116	< 0.283	< 0.0109	< 0.0097
Styrene	mg/kg	16,000	1,500	4.0		< 0.0019	< 0.0021	< 0.0021	< 0.0023	< 0.0565	< 0.0022	< 0.0019
1,1,2,2-Tetrachloroethane	mg/kg	---	---	---		< 0.0019	< 0.0021	< 0.0021	< 0.0023	< 0.0565	< 0.0022	< 0.0019
Tetrachloroethene	mg/kg	12	11	0.06		< 0.0019	< 0.0021	< 0.0021	< 0.0023	< 0.0565	< 0.0022	< 0.0019
trans-1,2-Dichloroethene	mg/kg	1,600	3,100	0.7		< 0.0019	< 0.0021	< 0.0021	< 0.0023	< 0.0565	< 0.0022	< 0.0019
Trichloroethene	mg/kg	58	5.0	0.06		< 0.0019	< 0.0021	< 0.0021	< 0.0023	< 0.0565	< 0.0022	< 0.0019
1,1,1-Trichloroethane	mg/kg	---	1,200	2.0		< 0.0019	< 0.0021	< 0.0021	< 0.0023	< 0.0565	< 0.0022	< 0.0019
1,1,2-Trichloroethane	mg/kg	310	1,800	0.02		< 0.0048	< 0.0052	< 0.0052	< 0.0058	< 0.141	< 0.0054	< 0.0048
Vinyl Chloride	mg/kg	0.46	0.28	0.01		< 0.0019	< 0.0021	< 0.0021	< 0.0023	< 0.0565	< 0.0022	< 0.0019

Table 3 - Terracon Soil Analytical Results - SVOCs
SIUE Health Sciences Building
200 University Park Drive
Edwardsville, Madison County, Illinois
Terracon Project Number 15217050

Analyte	Units	IEPA Tier 1 Soil Remediation Objectives			Background	Sample Identification	B-1 (1.5-5.5)	B-2 (1.5-6.5)	B-3 (1.5-3)	B-4 (1.5-5.5)	B-5 (1.5-5.5)	B-6 (0-5)	B-7 (3-8)
		Residential Properties		Soil Component of the Groundwater Ingestion Route		Sample Depth (feet)	1.5-5.5	1.5-6.5	1.5-3	1.5-5.5	1.5-5.5	0-5	3-8
		Ingestion	Inhalation	Class I	MSA	Date Collected	8/19/2021	8/19/2021	8/19/2021	8/19/2021	8/19/2021	8/18/2021	8/19/2021
Semivolatile Organic Analytical Parameters													
Acenaphthene	mg/kg	4,700	---	570	0.13		< 0.0042	< 0.0043	< 0.0042	< 0.0039	< 0.0041	< 0.0041	< 0.0041
Acenaphthylene	mg/kg	---	---	---	0.07		< 0.0042	< 0.0043	< 0.0042	< 0.0039	< 0.0041	< 0.0041	< 0.0041
Anthracene	mg/kg	23,000	---	12,000	0.40		< 0.0042	< 0.0043	< 0.0042	< 0.0039	< 0.0041	< 0.0041	< 0.0041
Benzo(a)anthracene	mg/kg	0.9	---	2	1.80		< 0.0123	< 0.0125	< 0.0124	< 0.0114	< 0.0122	< 0.0122	< 0.0122
Benzo(a)pyrene	mg/kg	0.09	---	8	2.10		< 0.0042	< 0.0043	< 0.0042	< 0.0039	< 0.0041	< 0.0041	< 0.0041
Benzo(b)fluoranthene	mg/kg	0.9	---	5	2.10		< 0.0042	< 0.0043	< 0.0042	0.0042	< 0.0041	< 0.0041	< 0.0041
Benzo(g,h,i)perylene	mg/kg	---	---	---	1.70		< 0.0042	< 0.0043	< 0.0042	< 0.0039	< 0.0041	< 0.0041	< 0.0041
Benzo(k)fluoranthene	mg/kg	9.0	---	49	1.70		< 0.0042	< 0.0043	< 0.0042	< 0.0039	< 0.0041	< 0.0041	< 0.0041
Chrysene	mg/kg	88	---	160	2.70		< 0.0042	< 0.0043	< 0.0042	< 0.0039	< 0.0041	< 0.0041	< 0.0041
Dibenzo(a,h)anthracene	mg/kg	0.09	---	2	0.42		< 0.0042	< 0.0043	< 0.0042	< 0.0039	< 0.0041	< 0.0041	< 0.0041
Fluoranthene	mg/kg	3,100	---	4,300	4.10		< 0.0042	< 0.0043	< 0.0042	0.0046	< 0.0041	< 0.0041	< 0.0041
Fluorene	mg/kg	3,100	---	560	0.18		< 0.0042	< 0.0043	< 0.0042	< 0.0039	< 0.0041	< 0.0041	< 0.0041
Indeno(1,2,3-c,d)pyrene	mg/kg	0.9	---	14	1.60		< 0.0042	< 0.0043	< 0.0042	< 0.0039	< 0.0041	< 0.0041	< 0.0041
Naphthalene	mg/kg	1,600	170	12	0.20		< 0.0042	< 0.0043	< 0.0042	< 0.0039	< 0.0041	< 0.0041	< 0.0041
Phenanthrene	mg/kg	---	---	---	2.50		< 0.0074	< 0.0075	< 0.0074	< 0.0068	< 0.0073	< 0.0073	< 0.0073
Pyrene	mg/kg	2,300	---	4,200	3.00		< 0.0042	< 0.0043	< 0.0042	< 0.0039	< 0.0041	< 0.0041	< 0.0041
bis(2-Chloroethyl) ether	mg/kg	0.66	0.66	0.66	---		< 0.615	< 0.625	< 0.62	< 0.57	< 0.608	< 0.61	< 0.61
bis(2-Ethylhexyl)phthalate	mg/kg	46	31,000	3,600	---		< 0.0824	< 0.0838	< 0.083	< 0.0763	< 0.0815	< 0.0818	< 0.0817
4-Bromophenyl-phenyl ether	mg/kg	---	---	---	---		< 0.43	< 0.438	< 0.434	< 0.399	< 0.426	< 0.427	< 0.427
Butylbenzylphthalate	mg/kg	16,000	930	930	---		< 0.43	< 0.438	< 0.434	< 0.399	< 0.426	< 0.427	< 0.427
Carbazole	mg/kg	32	---	0.6	---		< 0.615	< 0.625	< 0.62	< 0.57	< 0.608	< 0.61	< 0.61
4-Chloroaniline	mg/kg	310	---	0.7	---		< 0.615	< 0.625	< 0.62	< 0.57	< 0.608	< 0.61	< 0.61
2-Chloronaphthalene	mg/kg	---	---	---	---		< 0.43	< 0.438	< 0.434	< 0.399	< 0.426	< 0.427	< 0.427
4-Chloro-3-methylphenol	mg/kg	---	---	---	---		< 0.615	< 0.625	< 0.62	< 0.57	< 0.608	< 0.61	< 0.61
2-Chlorophenol	mg/kg	390	53,000	4.0	---		< 0.615	< 0.625	< 0.62	< 0.57	< 0.608	< 0.61	< 0.61
4-Chlorophenyl-phenyl ether	mg/kg	---	---	---	---		< 0.43	< 0.438	< 0.434	< 0.399	< 0.426	< 0.427	< 0.427
Dibenzofuran	mg/kg	---	---	---	---		< 0.43	< 0.438	< 0.434	< 0.399	< 0.426	< 0.427	< 0.427
1,2-Dichlorobenzene	mg/kg	7,000	560	17	---		< 0.615	< 0.625	< 0.62	< 0.57	< 0.608	< 0.61	< 0.61
1,3-Dichlorobenzene	mg/kg	---	---	---	---		< 0.615	< 0.625	< 0.62	< 0.57	< 0.608	< 0.61	< 0.61
1,4-Dichlorobenzene	mg/kg	---	11,000	2.0	---		< 0.615	< 0.625	< 0.62	< 0.57	< 0.608	< 0.61	< 0.61
3,3'-Dichlorobenzidine	mg/kg	1.3	---	1.3	---		< 0.43	< 0.438	< 0.434	< 0.399	< 0.426	< 0.427	< 0.427
2,4-Dichlorophenol	mg/kg	230	---	1.0	---		< 0.615	< 0.625	< 0.62	< 0.57	< 0.608	< 0.61	< 0.61

Table 3 - Terracon Soil Analytical Results - SVOCs
SIUE Health Sciences Building
200 University Park Drive
Edwardsville, Madison County, Illinois
Terracon Project Number 15217050

Analyte	Units	IEPA Tier 1 Soil Remediation Objectives			Background	Sample Identification	B-8 (1.5-6.5)	B-9 (9.5-15)	B-10 (7.5-15)	B-11 (1.5-6.5)	B-12 (1.5-6.5)	B-13 (1.5-6.5)
		Residential Properties		Soil Component of the Groundwater Ingestion Route		Sample Depth (feet)	1.5-6.5	9.5-15	7.5-15	1.5-6.5	1.5-6.5	1.5-6.5
		Ingestion	Inhalation	Class I	MSA	Date Collected	8/19/2021	8/18/2021	8/18/2021	8/19/2021	8/19/2021	8/19/2021
Semivolatile Organic Analytical Parameters												
Acenaphthene	mg/kg	4,700	---	570	0.13		< 0.0043	< 0.0042	< 0.0044	< 0.0042	< 0.0043	< 0.0041
Acenaphthylene	mg/kg	---	---	---	0.07		< 0.0043	< 0.0042	< 0.0044	< 0.0042	< 0.0043	< 0.0041
Anthracene	mg/kg	23,000	---	12,000	0.40		< 0.0043	< 0.0042	< 0.0044	< 0.0042	< 0.0043	< 0.0041
Benzo(a)anthracene	mg/kg	0.9	---	2	1.80		< 0.0127	< 0.0125	< 0.0129	< 0.0123	< 0.0128	< 0.0122
Benzo(a)pyrene	mg/kg	0.09	---	8	2.10		0.0046	< 0.0042	< 0.0044	< 0.0042	< 0.0043	< 0.0041
Benzo(b)fluoranthene	mg/kg	0.9	---	5	2.10		0.0068	< 0.0042	< 0.0044	< 0.0042	< 0.0043	< 0.0041
Benzo(g,h,i)perylene	mg/kg	---	---	---	1.70		< 0.0043	< 0.0042	< 0.0044	< 0.0042	< 0.0043	< 0.0041
Benzo(k)fluoranthene	mg/kg	9.0	---	49	1.70		< 0.0043	< 0.0042	< 0.0044	< 0.0042	< 0.0043	< 0.0041
Chrysene	mg/kg	88	---	160	2.70		< 0.0043	< 0.0042	< 0.0044	< 0.0042	< 0.0043	< 0.0041
Dibenzo(a,h)anthracene	mg/kg	0.09	---	2	0.42		< 0.0043	< 0.0042	< 0.0044	< 0.0042	< 0.0043	< 0.0041
Fluoranthene	mg/kg	3,100	---	4,300	4.10		0.0068	< 0.0042	< 0.0044	< 0.0042	< 0.0043	< 0.0041
Fluorene	mg/kg	3,100	---	560	0.18		< 0.0043	< 0.0042	< 0.0044	< 0.0042	< 0.0043	< 0.0041
Indeno(1,2,3-c,d)pyrene	mg/kg	0.9	---	14	1.60		< 0.0043	< 0.0042	< 0.0044	< 0.0042	< 0.0043	< 0.0041
Naphthalene	mg/kg	1,600	170	12	0.20		< 0.0043	< 0.0042	< 0.0044	< 0.0042	< 0.0043	< 0.0041
Phenanthrene	mg/kg	---	---	---	2.50		< 0.0076	< 0.0075	< 0.0077	< 0.0074	< 0.0077	< 0.0073
Pyrene	mg/kg	2,300	---	4,200	3.00		0.0059	< 0.0042	< 0.0044	< 0.0042	< 0.0043	< 0.0041
bis(2-Chloroethyl) ether	mg/kg	0.66	0.66	0.66	---		< 0.633	< 0.623	< 0.643	< 0.615	< 0.639	< 0.61
bis(2-Ethylhexyl)phthalate	mg/kg	46	31,000	3,600	---		< 0.0848	< 0.0834	< 0.0862	< 0.0824	< 0.0857	< 0.0818
4-Bromophenyl-phenyl ether	mg/kg	---	---	---	---		< 0.443	< 0.436	< 0.45	< 0.431	< 0.447	< 0.427
Butylbenzylphthalate	mg/kg	16,000	930	930	---		< 0.443	< 0.436	< 0.45	< 0.431	< 0.447	< 0.427
Carbazole	mg/kg	32	---	0.6	---		< 0.633	< 0.623	< 0.643	< 0.615	< 0.639	< 0.61
4-Chloroaniline	mg/kg	310	---	0.7	---		< 0.633	< 0.623	< 0.643	< 0.615	< 0.639	< 0.61
2-Chloronaphthalene	mg/kg	---	---	---	---		< 0.443	< 0.436	< 0.45	< 0.431	< 0.447	< 0.427
4-Chloro-3-methylphenol	mg/kg	---	---	---	---		< 0.633	< 0.623	< 0.643	< 0.615	< 0.639	< 0.61
2-Chlorophenol	mg/kg	390	53,000	4.0	---		< 0.633	< 0.623	< 0.643	< 0.615	< 0.639	< 0.61
4-Chlorophenyl-phenyl ether	mg/kg	---	---	---	---		< 0.443	< 0.436	< 0.45	< 0.431	< 0.447	< 0.427
Dibenzofuran	mg/kg	---	---	---	---		< 0.443	< 0.436	< 0.45	< 0.431	< 0.447	< 0.427
1,2-Dichlorobenzene	mg/kg	7,000	560	17	---		< 0.633	< 0.623	< 0.643	< 0.615	< 0.639	< 0.61
1,3-Dichlorobenzene	mg/kg	---	---	---	---		< 0.633	< 0.623	< 0.643	< 0.615	< 0.639	< 0.61
1,4-Dichlorobenzene	mg/kg	---	11,000	2.0	---		< 0.633	< 0.623	< 0.643	< 0.615	< 0.639	< 0.61
3,3'-Dichlorobenzidine	mg/kg	1.3	---	1.3	---		< 0.443	< 0.436	< 0.45	< 0.431	< 0.447	< 0.427
2,4-Dichlorophenol	mg/kg	230	---	1.0	---		< 0.633	< 0.623	< 0.643	< 0.615	< 0.639	< 0.61

Table 3 - Terracon Soil Analytical Results - SVOCs
SIUE Health Sciences Building
200 University Park Drive
Edwardsville, Madison County, Illinois
Terracon Project Number 15217050

Analyte	Units	IEPA Tier 1 Soil Remediation Objectives			Background	Sample Identification	B-1 (1.5-5.5)	B-2 (1.5-6.5)	B-3 (1.5-3)	B-4 (1.5-5.5)	B-5 (1.5-5.5)	B-6 (0-5)	B-7 (3-8)
		Residential Properties		Soil Component of the Groundwater Ingestion Route		Sample Depth (feet)	1.5-5.5	1.5-6.5	1.5-3	1.5-5.5	1.5-5.5	0-5	3-8
		Ingestion	Inhalation	Class I	MSA	Date Collected	8/19/2021	8/19/2021	8/19/2021	8/19/2021	8/19/2021	8/18/2021	8/19/2021
Semivolatile Organic Analytical Parameters													
Diethylphthalate	mg/kg	63,000	2,000	470	---		< 0.0418	< 0.0425	< 0.0421	< 0.0387	< 0.0414	< 0.0415	< 0.0414
Dimethylphthalate	mg/kg	---	---	---	---		< 0.123	< 0.125	< 0.124	< 0.114	< 0.122	< 0.122	< 0.122
Di-n-butylphthalate	mg/kg	7,800	2,300	2,300	---		< 0.0418	< 0.0425	< 0.0421	< 0.0387	< 0.0414	< 0.0415	< 0.0414
4,6-Dinitro-2-methylphenol	mg/kg	---	---	---	---		< 1.23	< 1.25	< 1.24	< 1.14	< 1.22	< 1.22	< 1.22
2,4-Dinitrophenol	mg/kg	160	---	3.3	---		< 1.23	< 1.25	< 1.24	< 1.14	< 1.22	< 1.22	< 1.22
2,4-Dinitrotoluene	mg/kg	0.9	---	0.25	---		< 0.43	< 0.438	< 0.434	< 0.399	< 0.426	< 0.427	< 0.427
2,6-dinitrotoluene	mg/kg	0.9	---	0.26	---		< 0.43	< 0.438	< 0.434	< 0.399	< 0.426	< 0.427	< 0.427
Hexachlorobenzene	mg/kg	0.4	1	2.0	---		< 0.43	< 0.438	< 0.434	< 0.399	< 0.426	< 0.427	< 0.427
Hexachlorobutadiene	mg/kg	---	---	---	---		< 0.615	< 0.625	< 0.62	< 0.57	< 0.608	< 0.61	< 0.61
Hexachlorocyclopentadiene	mg/kg	550	10	400	---		< 0.615	< 0.625	< 0.62	< 0.57	< 0.608	< 0.61	< 0.61
Hexachloroethane	mg/kg	78	---	0.5	---		< 0.615	< 0.625	< 0.62	< 0.57	< 0.608	< 0.61	< 0.61
Isophorone	mg/kg	15,600	4,600	8.0	---		< 0.43	< 0.438	< 0.434	< 0.399	< 0.426	< 0.427	< 0.427
2-Methylnaphthalene	mg/kg	---	---	---	0.14		< 0.0205	< 0.0209	< 0.0207	< 0.019	< 0.0203	< 0.0204	< 0.0204
2-Methylphenol	mg/kg	3,900	---	15	---		< 0.0042	< 0.0043	< 0.0042	< 0.0039	< 0.0041	< 0.0041	< 0.0041
2-Nitroaniline	mg/kg	---	---	---	---		< 1.23	< 1.25	< 1.24	< 1.14	< 1.22	< 1.22	< 1.22
3-Nitroanaline	mg/kg	---	---	---	---		< 1.23	< 1.25	< 1.24	< 1.14	< 1.22	< 1.22	< 1.22
4-Nitroaniline	mg/kg	---	---	---	---		< 0.615	< 0.625	< 0.62	< 0.57	< 0.608	< 0.61	< 0.61
Nitrobenzene	mg/kg	39	92	0.26	---		< 0.615	< 0.625	< 0.62	< 0.57	< 0.608	< 0.61	< 0.61
2-Nitrophenol	mg/kg	---	---	---	---		< 0.43	< 0.438	< 0.434	< 0.399	< 0.426	< 0.427	< 0.427
4-Nitrophenol	mg/kg	---	---	---	---		< 0.43	< 0.438	< 0.434	< 0.399	< 0.426	< 0.427	< 0.427
2,2'-oxybis (1-chloropropane)	mg/kg	---	---	---	---		< 0.43	< 0.438	< 0.434	< 0.399	< 0.426	< 0.427	< 0.427
Pentachlorophenol	mg/kg	3.0	---	0.03	---		< 2.46	< 2.5	< 2.48	< 2.28	< 2.43	< 2.44	< 2.44
Phenol	mg/kg	23,000	---	100	---		< 0.43	< 0.438	< 0.434	< 0.399	< 0.426	< 0.427	< 0.427
1,2,4-Trichlorobenzene	mg/kg	780	3,200	5	---		< 0.615	< 0.625	< 0.62	< 0.57	< 0.608	< 0.61	< 0.61
2,4,5-Trichlorophenol	mg/kg	7,800	---	270	---		< 0.43	< 0.438	< 0.434	< 0.399	< 0.426	< 0.427	< 0.427
2,4,6-Trichlorophenol	mg/kg	58	200	0.66	---		< 0.43	< 0.438	< 0.434	< 0.399	< 0.426	< 0.427	< 0.427

Table 3 - Terracon Soil Analytical Results - SVOCs
SIUE Health Sciences Building
200 University Park Drive
Edwardsville, Madison County, Illinois
Terracon Project Number 15217050

Analyte	Units	IEPA Tier 1 Soil Remediation Objectives			Background	Sample Identification	B-8 (1.5-6.5)	B-9 (9.5-15)	B-10 (7.5-15)	B-11 (1.5-6.5)	B-12 (1.5-6.5)	B-13 (1.5-6.5)
		Residential Properties		Soil Component of the Groundwater Ingestion Route		Sample Depth (feet)	1.5-6.5	9.5-15	7.5-15	1.5-6.5	1.5-6.5	1.5-6.5
		Ingestion	Inhalation	Class I	MSA	Date Collected	8/19/2021	8/18/2021	8/18/2021	8/19/2021	8/19/2021	8/19/2021
Semivolatile Organic Analytical Parameters												
Diethylphthalate	mg/kg	63,000	2,000	470	---		< 0.043	< 0.0423	< 0.0437	< 0.0418	< 0.0435	< 0.0415
Dimethylphthalate	mg/kg	---	---	---	---		< 0.127	< 0.125	< 0.129	< 0.123	< 0.128	< 0.122
Di-n-butylphthalate	mg/kg	7,800	2,300	2,300	---		< 0.043	< 0.0423	< 0.0437	< 0.0418	< 0.0435	< 0.0415
4,6-Dinitro-2-methylphenol	mg/kg	---	---	---	---		< 1.27	< 1.25	< 1.29	< 1.23	< 1.28	< 1.22
2,4-Dinitrophenol	mg/kg	160	---	3.3	---		< 1.27	< 1.25	< 1.29	< 1.23	< 1.28	< 1.22
2,4-Dinitrotoluene	mg/kg	0.9	---	0.25	---		< 0.443	< 0.436	< 0.45	< 0.431	< 0.447	< 0.427
2,6-dinitrotoluene	mg/kg	0.9	---	0.26	---		< 0.443	< 0.436	< 0.45	< 0.431	< 0.447	< 0.427
Hexachlorobenzene	mg/kg	0.4	1	2.0	---		< 0.443	< 0.436	< 0.45	< 0.431	< 0.447	< 0.427
Hexachlorobutadiene	mg/kg	---	---	---	---		< 0.633	< 0.623	< 0.643	< 0.615	< 0.639	< 0.61
Hexachlorocyclopentadiene	mg/kg	550	10	400	---		< 0.633	< 0.623	< 0.643	< 0.615	< 0.639	< 0.61
Hexachloroethane	mg/kg	78	---	0.5	---		< 0.633	< 0.623	< 0.643	< 0.615	< 0.639	< 0.61
Isophorone	mg/kg	15,600	4,600	8.0	---		< 0.443	< 0.436	< 0.45	< 0.431	< 0.447	< 0.427
2-Methylnaphthalene	mg/kg	---	---	---	0.14		< 0.0211	< 0.0208	< 0.0215	< 0.0205	< 0.0213	< 0.0204
2-Methylphenol	mg/kg	3,900	---	15	---		< 0.0043	< 0.0042	< 0.0044	< 0.0042	< 0.0043	< 0.0041
2-Nitroaniline	mg/kg	---	---	---	---		< 1.27	< 1.25	< 1.29	< 1.23	< 1.28	< 1.22
3-Nitroanaline	mg/kg	---	---	---	---		< 1.27	< 1.25	< 1.29	< 1.23	< 1.28	< 1.22
4-Nitroaniline	mg/kg	---	---	---	---		< 0.633	< 0.623	< 0.643	< 0.615	< 0.639	< 0.61
Nitrobenzene	mg/kg	39	92	0.26	---		< 0.633	< 0.623	< 0.643	< 0.615	< 0.639	< 0.61
2-Nitrophenol	mg/kg	---	---	---	---		< 0.443	< 0.436	< 0.45	< 0.431	< 0.447	< 0.427
4-Nitrophenol	mg/kg	---	---	---	---		< 0.443	< 0.436	< 0.45	< 0.431	< 0.447	< 0.427
2,2'-oxybis (1-chloropropane)	mg/kg	---	---	---	---		< 0.443	< 0.436	< 0.45	< 0.431	< 0.447	< 0.427
Pentachlorophenol	mg/kg	3.0	---	0.03	---		< 2.53	< 2.49	< 2.57	< 2.46	< 2.56	< 2.44
Phenol	mg/kg	23,000	---	100	---		< 0.443	< 0.436	< 0.45	< 0.431	< 0.447	< 0.427
1,2,4-Trichlorobenzene	mg/kg	780	3,200	5	---		< 0.633	< 0.623	< 0.643	< 0.615	< 0.639	< 0.61
2,4,5-Trichlorophenol	mg/kg	7,800	---	270	---		< 0.443	< 0.436	< 0.45	< 0.431	< 0.447	< 0.427
2,4,6-Trichlorophenol	mg/kg	58	200	0.66	---		< 0.443	< 0.436	< 0.45	< 0.431	< 0.447	< 0.427

Table 4 - Terracon Soil Analytical Results - Metals
SIUE Health Sciences Building
200 University Park Drive
Edwardsville, Madison County, Illinois
Terracon Project Number 15217050

Analyte	Units	1 Soil Remediation C		Background	pH-Specific Tier 1 SROs Soil Component to Groundwater Exposure Route						Sample Identification	B-1 (1.5-5.5)	B-2 (1.5-6.5)	B-3 (1.5-3)	B-4 (1.5-5.5)
		Residential Properties			Class 1										
					5.75	6.25	6.65	6.9	7.25	7.75	Date Collected	8/19/2021	8/19/2021	8/19/2021	8/19/2021
		Ingestion	Inhalation	MSAs	6.24	6.64	6.89	7.24	7.74	8.24					
pH-Specific Compounds											**pH**	8.1	7.4	6.88	7.78
Arsenic	mg/kg	13	750	13.0	28	29	29	29	30	31		4.22	13.8	14.9	6.75
Barium	mg/kg	5,500	690,000	110	1,200	1,500	1,600	1,700	1,800	2,100		70.5	168	194	118
Cadmium	mg/kg	78	1,800	0.6	3.7	5.2	7.5	11	59	430		< 0.19	0.57	0.36	0.38
Chromium, total *	mg/kg	230	270	16.2	46	40	38	36	32	28		20.2	19.3	21.7	11.5
Lead	mg/kg	400	---	36.0	23	107	107	107	107	107		5.7	15.4	13.4	19.3
Mercury	mg/kg	23	10	0.06	0.15	0.89	2.1	3.3	6.4	8.0		0.019	0.022	0.042	0.024
Selenium	mg/kg	390	---	0.48	8.8	6.3	5.2	4.5	3.3	2.4		< 3.85	< 3.92	< 3.85	< 3.92
Silver	mg/kg	390	---	0.55	1.5	4.4	8.5	13	39	110		< 0.48	< 0.49	< 0.48	< 0.49
Aluminum	mg/kg	---	---	9,500	---	---	---	---	---	---		7530	10700	13200	7770
Antimony	mg/kg	31	---	4.0	5	5	5	5	5	5		< 5	< 5	< 4.9	< 4.9
Beryllium	mg/kg	160	1,300	0.59	6.6	22	63	140	1,000	8,000		0.37	0.61	0.71	0.39
Calcium	mg/kg	---	---	9,300	---	---	---	---	---	---		44000	3090	3750	4540
Cobalt	mg/kg	4,700	---	8.9	---	---	---	---	---	---		5.54	12.3	6.98	7
Copper	mg/kg	2,900	---	19.6	11,000	59,000	130,000	200,000	330,000	330,000		11.8	22.5	23.1	10.2
Iron	mg/kg	---	---	15,900	---	---	---	---	---	---		14700	24100	25700	11100
Magnesium	mg/kg	325,000	---	4,820	---	---	---	---	---	---		25700	3160	3780	1560
Manganese	mg/kg	1,600	69,000	636	---	---	---	---	---	---		542	1200	495	888
Nickel	mg/kg	1,600	13,000	18	76	100	130	180	700	3,800		13	31.9	29.5	12
Potassium	mg/kg	---	---	1,268	---	---	---	---	---	---		891	1300	1380	1190
Sodium	mg/kg	---	---	130	---	---	---	---	---	---		148	76	167	40.9
Thallium	mg/kg	6.3	---	0.32	2.4	2.6	2.8	3.0	3.4	3.8		< 4.81	< 4.9	< 4.81	< 4.9
Vanadium	mg/kg	550	---	25.2	980	980	980	980	980	980		29.1	33.7	38	22.6
Zinc	mg/kg	23,000	---	95.0	3,600	5,100	6,200	7,500	16,000	53,000		27.1	73.7	71.1	49.5

Table 4 - Terracon Soil Analytical Results - Metals
SIUE Health Sciences Building
200 University Park Drive
Edwardsville, Madison County, Illinois
Terracon Project Number 15217050

Analyte	Units	1 Soil Remediation C		Background	pH-Specific Tier 1 SROs Soil Component to Groundwater Exposure Route						Sample Identification	B-5 (1.5-5.5)	B-6 (0-5)	B-7 (3-8)	B-8 (1.5-6.5)
		Residential Properties			Class 1										
					5.75	6.25	6.65	6.9	7.25	7.75	Date Collected	8/19/2021	8/18/2021	8/19/2021	8/19/2021
		Ingestion	Inhalation	MSAs	6.24	6.64	6.89	7.24	7.74	8.24					
pH-Specific Compounds											**pH**	7.34	7.72	6.64	7.73
Arsenic	mg/kg	13	750	13.0	28	29	29	29	30	31		5.02	16.1	13.2	6.46
Barium	mg/kg	5,500	690,000	110	1,200	1,500	1,600	1,700	1,800	2,100		126	125	253	135
Cadmium	mg/kg	78	1,800	0.6	3.7	5.2	7.5	11	59	430		0.38	< 0.2	< 0.19	0.31
Chromium, total *	mg/kg	230	270	16.2	46	40	38	36	32	28		15.4	14.4	22.9	12.8
Lead	mg/kg	400	---	36.0	23	107	107	107	107	107		8.56	11.4	14.9	16.5
Mercury	mg/kg	23	10	0.06	0.15	0.89	2.1	3.3	6.4	8.0		0.013	0.019	0.036	0.028
Selenium	mg/kg	390	---	0.48	8.8	6.3	5.2	4.5	3.3	2.4		< 3.77	< 3.92	< 3.77	< 3.77
Silver	mg/kg	390	---	0.55	1.5	4.4	8.5	13	39	110		< 0.47	< 0.49	< 0.47	< 0.47
Aluminum	mg/kg	---	---	9,500	---	---	---	---	---	---		8090	7960	17700	9040
Antimony	mg/kg	31	---	4.0	5	5	5	5	5	5		< 4.81	< 4.63	< 4.81	< 4.55
Beryllium	mg/kg	160	1,300	0.59	6.6	22	63	140	1,000	8,000		0.43	0.48	0.87	0.43
Calcium	mg/kg	---	---	9,300	---	---	---	---	---	---		37600	47300	3510	6780
Cobalt	mg/kg	4,700	---	8.9	---	---	---	---	---	---		9.33	5.61	13.9	6.07
Copper	mg/kg	2,900	---	19.6	11,000	59,000	130,000	200,000	330,000	330,000		14	21.3	17.9	9.75
Iron	mg/kg	---	---	15,900	---	---	---	---	---	---		14100	24400	25100	12100
Magnesium	mg/kg	325,000	---	4,820	---	---	---	---	---	---		22300	26600	3900	1980
Manganese	mg/kg	1,600	69,000	636	---	---	---	---	---	---		963	657	899	626
Nickel	mg/kg	1,600	13,000	18	76	100	130	180	700	3,800		21.9	16.9	21.7	11.1
Potassium	mg/kg	---	---	1,268	---	---	---	---	---	---		1220	1020	1520	1150
Sodium	mg/kg	---	---	130	---	---	---	---	---	---		160	149	91.2	49
Thallium	mg/kg	6.3	---	0.32	2.4	2.6	2.8	3.0	3.4	3.8		< 4.72	< 4.9	< 4.72	< 4.72
Vanadium	mg/kg	550	---	25.2	980	980	980	980	980	980		27.8	28.5	45	23.8
Zinc	mg/kg	23,000	---	95.0	3,600	5,100	6,200	7,500	16,000	53,000		44.3	58.6	62.3	51.7

Table 4 - Terracon Soil Analytical Results - Metals
SIUE Health Sciences Building
200 University Park Drive
Edwardsville, Madison County, Illinois
Terracon Project Number 15217050

Analyte	Units	1 Soil Remediation C		Background	pH-Specific Tier 1 SROs Soil Component to Groundwater Exposure Route						Sample Identification	B-9 (9.5-15)	B-10 (7.5-15)
		Residential Properties			Class 1								
					5.75	6.25	6.65	6.9	7.25	7.75	Date Collected	8/18/2021	8/18/2021
		Ingestion	Inhalation	MSAs	6.24	6.64	6.89	7.24	7.74	8.24			
pH-Specific Compounds											**pH**	8.12	8.18
Arsenic	mg/kg	13	750	13.0	28	29	29	29	30	31		4.4	2.92
Barium	mg/kg	5,500	690,000	110	1,200	1,500	1,600	1,700	1,800	2,100		113	72.1
Cadmium	mg/kg	78	1,800	0.6	3.7	5.2	7.5	11	59	430		0.37	< 0.19
Chromium, total *	mg/kg	230	270	16.2	46	40	38	36	32	28		12.6	19.9
Lead	mg/kg	400	---	36.0	23	107	107	107	107	107		9.37	6.32
Mercury	mg/kg	23	10	0.06	0.15	0.89	2.1	3.3	6.4	8.0		0.015	0.018
Selenium	mg/kg	390	---	0.48	8.8	6.3	5.2	4.5	3.3	2.4		< 3.85	< 3.85
Silver	mg/kg	390	---	0.55	1.5	4.4	8.5	13	39	110		< 0.48	< 0.48
Aluminum	mg/kg	---	---	9,500	---	---	---	---	---	---		7470	9270
Antimony	mg/kg	31	---	4.0	5	5	5	5	5	5		< 4.72	< 5
Beryllium	mg/kg	160	1,300	0.59	6.6	22	63	140	1,000	8,000		0.38	0.5
Calcium	mg/kg	---	---	9,300	---	---	---	---	---	---		65600	16900
Cobalt	mg/kg	4,700	---	8.9	---	---	---	---	---	---		8.42	6.25
Copper	mg/kg	2,900	---	19.6	11,000	59,000	130,000	200,000	330,000	330,000		17.8	11.5
Iron	mg/kg	---	---	15,900	---	---	---	---	---	---		13800	18000
Magnesium	mg/kg	325,000	---	4,820	---	---	---	---	---	---		28700	10100
Manganese	mg/kg	1,600	69,000	636	---	---	---	---	---	---		703	1390
Nickel	mg/kg	1,600	13,000	18	76	100	130	180	700	3,800		21.1	16.9
Potassium	mg/kg	---	---	1,268	---	---	---	---	---	---		1110	655
Sodium	mg/kg	---	---	130	---	---	---	---	---	---		185	119
Thallium	mg/kg	6.3	---	0.32	2.4	2.6	2.8	3.0	3.4	3.8		< 4.81	< 4.81
Vanadium	mg/kg	550	---	25.2	980	980	980	980	980	980		22.9	36.5
Zinc	mg/kg	23,000	---	95.0	3,600	5,100	6,200	7,500	16,000	53,000		43.5	35.4

Table 4 - Terracon Soil Analytical Results - Metals
SIUE Health Sciences Building
200 University Park Drive
Edwardsville, Madison County, Illinois
Terracon Project Number 15217050

Analyte	Units	1 Soil Remediation C		Background	pH-Specific Tier 1 SROs Soil Component to Groundwater Exposure Route						Sample Identification	B-11 (1.5-6.5)	B-12 (1.5-6.5)	B-13 (1.5-6.5)
		Residential Properties			Class 1									
					5.75	6.25	6.65	6.9	7.25	7.75	Date Collected	8/19/2021	8/19/2021	8/19/2021
		Ingestion	Inhalation	MSAs	6.24	6.64	6.89	7.24	7.74	8.24				
pH-Specific Compounds											**pH**	7.4	7.81	5.84
Arsenic	mg/kg	13	750	13.0	28	29	29	29	30	31		12.7	3.09	14.1
Barium	mg/kg	5,500	690,000	110	1,200	1,500	1,600	1,700	1,800	2,100		138	110	170
Cadmium	mg/kg	78	1,800	0.6	3.7	5.2	7.5	11	59	430		0.26	< 0.2	< 0.19
Chromium, total *	mg/kg	230	270	16.2	46	40	38	36	32	28		17	13.3	21.6
Lead	mg/kg	400	---	36.0	23	107	107	107	107	107		12.4	8.16	14
Mercury	mg/kg	23	10	0.06	0.15	0.89	2.1	3.3	6.4	8.0		0.027	0.027	0.047
Selenium	mg/kg	390	---	0.48	8.8	6.3	5.2	4.5	3.3	2.4		< 3.92	< 4	< 3.77
Silver	mg/kg	390	---	0.55	1.5	4.4	8.5	13	39	110		< 0.49	< 0.5	< 0.47
Aluminum	mg/kg	---	---	9,500	---	---	---	---	---	---		10200	7970	15700
Antimony	mg/kg	31	---	4.0	5	5	5	5	5	5		< 4.72	< 4.55	< 4.72
Beryllium	mg/kg	160	1,300	0.59	6.6	22	63	140	1,000	8,000		0.56	0.4	0.77
Calcium	mg/kg	---	---	9,300	---	---	---	---	---	---		5280	37100	2480
Cobalt	mg/kg	4,700	---	8.9	---	---	---	---	---	---		8.16	5.41	9.61
Copper	mg/kg	2,900	---	19.6	11,000	59,000	130,000	200,000	330,000	330,000		20.5	12.7	25.5
Iron	mg/kg	---	---	15,900	---	---	---	---	---	---		22300	13100	26400
Magnesium	mg/kg	325,000	---	4,820	---	---	---	---	---	---		4200	20700	3500
Manganese	mg/kg	1,600	69,000	636	---	---	---	---	---	---		675	612	848
Nickel	mg/kg	1,600	13,000	18	76	100	130	180	700	3,800		22.4	14.6	27
Potassium	mg/kg	---	---	1,268	---	---	---	---	---	---		1220	1090	1740
Sodium	mg/kg	---	---	130	---	---	---	---	---	---		165	122	54.6
Thallium	mg/kg	6.3	---	0.32	2.4	2.6	2.8	3.0	3.4	3.8		< 4.9	< 5	< 4.72
Vanadium	mg/kg	550	---	25.2	980	980	980	980	980	980		31.7	26.7	39.3
Zinc	mg/kg	23,000	---	95.0	3,600	5,100	6,200	7,500	16,000	53,000		59.7	40.7	73.2

Table 5 - Terracon Soil Analytical Results - Pesticides and PCBs
SIUE Health Sciences Building
200 University Park Drive
Edwardsville, Madison County, Illinois
Terracon Project Number 15217050

Analyte	Units	IEPA Tier 1 Soil Remediation Objectives			Sample Identification	B-1 (1.5-5.5)	B-2 (1.5-6.5)	B-3 (1.5-3)	B-4 (1.5-5.5)	B-5 (1.5-5.5)	B-6 (0-5)
		Residential Properties		Soil Component of the Groundwater Ingestion Route	Sample Depth (feet)	1.5-5.5	1.5-6.5	1.5-3	1.5-5.5	1.5-5.5	0-5
		Ingestion	Inhalation	Class I	Date Collected	8/19/2021	8/19/2021	8/19/2021	8/19/2021	8/19/2021	8/18/2021
Pesticides/PCBs											
Aldrin	mg/kg	*0.94*	3.0	*0.94*		< 0.00197	< 0.00208	< 0.00204	< 0.0194	< 0.00206	< 0.00206
alpha-BHC	mg/kg	0.1	0.8	*0.0074*		< 0.00197	< 0.00208	< 0.00204	< 0.0194	< 0.00206	< 0.00206
alpha-Chlordane	mg/kg	---	---	---		< 0.00197	< 0.00208	< 0.00204	< 0.0194	< 0.00206	< 0.00206
beta-BHC	mg/kg	---	---	---		< 0.00197	< 0.00208	< 0.00204	< 0.0194	< 0.00206	< 0.00206
delta-BHC	mg/kg	---	---	---		< 0.00197	< 0.00208	< 0.00204	< 0.0194	< 0.00206	< 0.00206
Dieldrin	mg/kg	*0.603*	1.0	*0.603*		< 0.00197	< 0.00208	< 0.00204	< 0.0194	< 0.00206	< 0.00206
4,4'-DDD	mg/kg	3.0	---	16		< 0.00197	< 0.00208	< 0.00204	< 0.0194	< 0.00206	< 0.00206
4,4'-DDE	mg/kg	2.0	---	54		< 0.00197	< 0.00208	< 0.00204	< 0.0194	< 0.00206	< 0.00206
4,4'-DDT	mg/kg	2.0	---	32		< 0.00197	< 0.00208	< 0.00204	< 0.0194	< 0.00206	< 0.00206
Endosulfan I	mg/kg	---	---	---		< 0.00197	< 0.00208	< 0.00204	< 0.0194	< 0.00206	< 0.00206
Endosulfan II	mg/kg	---	---	---		< 0.00197	< 0.00208	< 0.00204	< 0.0194	< 0.00206	< 0.00206
Endosulfan sulfate	mg/kg	---	---	---		< 0.00197	< 0.00208	< 0.00204	< 0.0194	< 0.00206	< 0.00206
Endrin	mg/kg	23	---	1.0		< 0.00197	< 0.00208	< 0.00204	< 0.0194	< 0.00206	< 0.00206
Endrin aldehyde	mg/kg	---	---	---		< 0.00197	< 0.00208	< 0.00204	< 0.0194	< 0.00206	< 0.00206
Endrin ketone	mg/kg	---	---	---		< 0.00197	< 0.00208	< 0.00204	< 0.0194	< 0.00206	< 0.00206
gamma-BHC	mg/kg	0.5	---	0.009		< 0.00197	< 0.00208	< 0.00204	< 0.0194	< 0.00206	< 0.00206
gamma-Chlordane	mg/kg	---	---	---		< 0.00197	< 0.00208	< 0.00204	< 0.0194	< 0.00206	< 0.00206
Heptachlor	mg/kg	0.9	0.871	23		< 0.00197	< 0.00208	< 0.00204	< 0.0194	< 0.00206	< 0.00206
Heptachlor epoxide	mg/kg	*1.005*	5.0	1.0		< 0.00197	< 0.00208	< 0.00204	< 0.0194	< 0.00206	< 0.00206
Methoxychlor	mg/kg	390	---	160		< 0.00197	< 0.00208	< 0.00204	< 0.0194	< 0.00206	< 0.00206
Toxaphene	mg/kg	0.6	89	31		< 0.0354	< 0.0374	< 0.0366	< 0.349	< 0.0369	< 0.0371
Aroclor - 1016	mg/kg	---	---	---		< 0.0442	< 0.0467	< 0.0457	< 0.0436	< 0.0462	< 0.0464
Aroclor - 1221	mg/kg	---	---	---		< 0.0442	< 0.0467	< 0.0457	< 0.0436	< 0.0462	< 0.0464
Aroclor - 1232	mg/kg	---	---	---		< 0.0442	< 0.0467	< 0.0457	< 0.0436	< 0.0462	< 0.0464
Aroclor - 1242	mg/kg	---	---	---		< 0.0442	< 0.0467	< 0.0457	< 0.0436	< 0.0462	< 0.0464
Aroclor - 1248	mg/kg	---	---	---		< 0.0442	< 0.0467	< 0.0457	< 0.0436	< 0.0462	< 0.0464
Aroclor - 1254	mg/kg	---	---	---		< 0.0442	< 0.0467	< 0.0457	< 0.0436	< 0.0462	< 0.0464
Aroclor - 1260	mg/kg	---	---	---		< 0.0442	< 0.0467	< 0.0457	< 0.0436	< 0.0462	< 0.0464

Table 5 - Terracon Soil Analytical Results - Pesticides and PCBs
SIUE Health Sciences Building
200 University Park Drive
Edwardsville, Madison County, Illinois
Terracon Project Number 15217050

Analyte	Units	IEPA Tier 1 Soil Remediation Objectives			Sample Identification	B-7 (3-8)	B-8 (1.5-6.5)	B-9 (9.5-15)	B-10 (7.5-15)	B-11 (1.5-6.5)	B-12 (1.5-6.5)	B-13 (1.5-6.5)
		Residential Properties		Soil Component of the Groundwater Ingestion Route	Sample Depth (feet)	3-8	1.5-6.5	9.5-15	7.5-15	1.5-6.5	1.5-6.5	1.5-6.5
		Ingestion	Inhalation	Class I	Date Collected	8/19/2021	8/19/2021	8/18/2021	8/18/2021	8/19/2021	8/19/2021	8/19/2021
Pesticides/PCBs												
Aldrin	mg/kg	*0.94*	3.0	*0.94*		< 0.00203	< 0.00207	< 0.00205	< 0.00211	< 0.00204	< 0.00217	< 0.00205
alpha-BHC	mg/kg	0.1	0.8	*0.0074*		< 0.00203	< 0.00207	< 0.00205	< 0.00211	< 0.00204	< 0.00217	< 0.00205
alpha-Chlordane	mg/kg	---	---	---		< 0.00203	< 0.00207	< 0.00205	< 0.00211	< 0.00204	< 0.00217	< 0.00205
beta-BHC	mg/kg	---	---	---		< 0.00203	< 0.00207	< 0.00205	< 0.00211	< 0.00204	< 0.00217	< 0.00205
delta-BHC	mg/kg	---	---	---		< 0.00203	< 0.00207	< 0.00205	< 0.00211	< 0.00204	< 0.00217	< 0.00205
Dieldrin	mg/kg	*0.603*	1.0	*0.603*		< 0.00203	< 0.00207	< 0.00205	< 0.00211	< 0.00204	< 0.00217	< 0.00205
4,4'-DDD	mg/kg	3.0	---	16		< 0.00203	< 0.00207	< 0.00205	< 0.00211	< 0.00204	< 0.00217	< 0.00205
4,4'-DDE	mg/kg	2.0	---	54		< 0.00203	< 0.00207	< 0.00205	< 0.00211	< 0.00204	< 0.00217	< 0.00205
4,4'-DDT	mg/kg	2.0	---	32		< 0.00203	< 0.00207	< 0.00205	< 0.00211	< 0.00204	< 0.00217	< 0.00205
Endosulfan I	mg/kg	---	---	---		< 0.00203	< 0.00207	< 0.00205	< 0.00211	< 0.00204	< 0.00217	< 0.00205
Endosulfan II	mg/kg	---	---	---		< 0.00203	< 0.00207	< 0.00205	< 0.00211	< 0.00204	< 0.00217	< 0.00205
Endosulfan sulfate	mg/kg	---	---	---		< 0.00203	< 0.00207	< 0.00205	< 0.00211	< 0.00204	< 0.00217	< 0.00205
Endrin	mg/kg	23	---	1.0		< 0.00203	< 0.00207	< 0.00205	< 0.00211	< 0.00204	< 0.00217	< 0.00205
Endrin aldehyde	mg/kg	---	---	---		< 0.00203	< 0.00207	< 0.00205	< 0.00211	< 0.00204	< 0.00217	< 0.00205
Endrin ketone	mg/kg	---	---	---		< 0.00203	< 0.00207	< 0.00205	< 0.00211	< 0.00204	< 0.00217	< 0.00205
gamma-BHC	mg/kg	0.5	---	0.009		< 0.00203	< 0.00207	< 0.00205	< 0.00211	< 0.00204	< 0.00217	< 0.00205
gamma-Chlordane	mg/kg	---	---	---		< 0.00203	< 0.00207	< 0.00205	< 0.00211	< 0.00204	< 0.00217	< 0.00205
Heptachlor	mg/kg	0.9	0.871	23		< 0.00203	< 0.00207	< 0.00205	< 0.00211	< 0.00204	< 0.00217	< 0.00205
Heptachlor epoxide	mg/kg	*1.005*	5.0	1.0		< 0.00203	< 0.00207	< 0.00205	< 0.00211	< 0.00204	< 0.00217	< 0.00205
Methoxychlor	mg/kg	390	---	160		< 0.00203	< 0.00207	< 0.00205	< 0.00211	< 0.00204	< 0.00217	< 0.00205
Toxaphene	mg/kg	0.6	89	31		< 0.0365	< 0.0372	< 0.0368	< 0.0379	< 0.0366	< 0.0389	< 0.0369
Aroclor - 1016	mg/kg	---	---	---		< 0.0456	< 0.0465	< 0.0461	< 0.0473	< 0.0458	< 0.0487	< 0.0461
Aroclor - 1221	mg/kg	---	---	---		< 0.0456	< 0.0465	< 0.0461	< 0.0473	< 0.0458	< 0.0487	< 0.0461
Aroclor - 1232	mg/kg	---	---	---		< 0.0456	< 0.0465	< 0.0461	< 0.0473	< 0.0458	< 0.0487	< 0.0461
Aroclor - 1242	mg/kg	---	---	---		< 0.0456	< 0.0465	< 0.0461	< 0.0473	< 0.0458	< 0.0487	< 0.0461
Aroclor - 1248	mg/kg	---	---	---		< 0.0456	< 0.0465	< 0.0461	< 0.0473	< 0.0458	< 0.0487	< 0.0461
Aroclor - 1254	mg/kg	---	---	---		< 0.0456	< 0.0465	< 0.0461	< 0.0473	< 0.0458	< 0.0487	< 0.0461
Aroclor - 1260	mg/kg	---	---	---		< 0.0456	< 0.0465	< 0.0461	< 0.0473	< 0.0458	< 0.0487	< 0.0461

APPENDIX D – ANALYTICAL REPORT AND CHAIN OF CUSTODY - CCDD

August 31, 2021

Karen T. Rieken
Terracon
11600 Lilburn Park Rd.
St. Louis, MO 63146
TEL: (314) 692 5597
FAX: (314) 692 8810

Illinois	100226
Kansas	E-10374
Louisiana	05002
Louisiana	05003
Oklahoma	9978

RE: CCDD 15217050 **WorkOrder:** 21081199

Dear Karen T. Rieken:

TEKLAB, INC received 13 samples on 8/19/2021 3:15:00 PM for the analysis presented in the following report.

Samples are analyzed on an as received basis unless otherwise requested and documented. The sample results contained in this report relate only to the requested analytes of interest as directed on the chain of custody. NELAP accredited fields of testing are indicated by the letters NELAP under the Certification column. Unless otherwise documented within this report, Teklab Inc. analyzes samples utilizing the most current methods in compliance with 40CFR. All tests are performed in the Collinsville, IL laboratory unless otherwise noted in the Case Narrative.

All quality control criteria applicable to the test methods employed for this project have been satisfactorily met and are in accordance with NELAP except where noted. The following report shall not be reproduced, except in full, without the written approval of Teklab, Inc.

If you have any questions regarding these tests results, please feel free to call.

Sincerely,

Marvin L. Darling II

Marvin L. Darling
Project Manager
(618)344-1004 ex 41
mdarling@teklabinc.com

Report Contents

http://www.teklabinc.com/

Client: Terracon
Client Project: CCDD 15217050

Work Order: 21081199
Report Date: 31-Aug-21

This reporting package includes the following:

Cover Letter	1
Report Contents	2
Definitions	3
Case Narrative	5
Accreditations	6
Laboratory Results	7
Quality Control Results	59
Receiving Check List	122
Chain of Custody	Appended

Client: Terracon **Work Order:** 21081199

Client Project: CCDD 15217050 **Report Date:** 31-Aug-21

Abbr Definition

*	Analytes on report marked with an asterisk are not NELAP accredited
CCV	Continuing calibration verification is a check of a standard to determine the state of calibration of an instrument between recalibration.
CRQL	A Client Requested Quantitation Limit is a reporting limit that varies according to customer request. The CRQL may not be less than the MDL.
DF	Dilution factor is the dilution performed during analysis only and does not take into account any dilutions made during sample preparation. The reported result is final and includes all dilution factors.
DNI	Did not ignite
DUP	Laboratory duplicate is a replicate aliquot prepared under the same laboratory conditions and independently analyzed to obtain a measure of precision.
ICV	Initial calibration verification is a check of a standard to determine the state of calibration of an instrument before sample analysis is initiated.
IDPH	IL Dept. of Public Health
LCS	Laboratory control sample is a sample matrix, free from the analytes of interest,spiked with verified known amounts of analytes and analyzed exactly like a sample to establish intra-laboratory or analyst specific precision and bias or to assess the performance of all or a portion of the measurement system.
LCSD	Laboratory control sample duplicate is a replicate laboratory control sample that is prepared and analyzed in order to determine the precision of the approved test method. The acceptable recovery range is listed in the QC Package (provided upon request).
MBLK	Method blank is a sample of a matrix similar to the batch of associated sample (when available) that is free from the analytes of interest and is processed simultaneously with and under the same conditions as samples through all steps of the analytical procedures, and in which no target analytes or interferences should present at concentrations that impact the analytical results for sample analyses.
MDL	"The method detection limit is defined as the minimum measured concentration of a substance that can be reported with 99% confidence that the measured concentration is distinguishable from method blank results."
MS	Matrix spike is an aliquot of matrix fortified (spiked) with known quantities of specific analytes that is subjected to the entire analytical procedures in order to determine the effect of the matrix on an approved test method's recovery system. The acceptable recovery range is listed in the QC Package (provided upon request).
MSD	Matrix spike duplicate means a replicate matrix spike that is prepared and analyzed in order to determine the precision of the approved test method. The acceptable recovery range is listed in the QC Package (provided upon request).
MW	Molecular weight
NC	Data is not acceptable for compliance purposes
ND	Not Detected at the Reporting Limit
NELAP	NELAP Accredited
PQL	Practical quantitation limit means the lowest level that can be reliably achieved within specified limits of precision and accuracy during routine laboratory operation conditions.
RL	The reporting limit the lowest level that the data is displayed in the final report. The reporting limit may vary according to customer request or sample dilution. The reporting limit may not be less than the MDL.
RPD	Relative percent difference is a calculated difference between two recoveries (ie. MS/MSD). The acceptable recovery limit is listed in the QC Package (provided upon request).
SPK	The spike is a known mass of target analyte added to a blank sample or sub-sample; used to determine recovery deficiency or for other quality control purposes.
Surr	Surrogates are compounds which are similar to the analytes of interest in chemical composition and behavior in the analytical process, but which are not normally found in environmental samples.
TIC	Tentatively identified compound: Analytes tentatively identified in the sample by using a library search. Only results not in the calibration standard will be reported as tentatively identified compounds. Results for tentatively identified compounds that are not present in the calibration standard, but are assigned a specific chemical name based upon the library search, are calculated using total peak areas from reconstructed ion chromatograms and a response factor of one. The nearest Internal Standard is used for the calculation. The results of any TICs must be considered estimated, and are flagged with a "T". If the estimated result is above the calibration range it is flagged "ET"
TNTC	Too numerous to count (> 200 CFU)

Definitions

Client: Terracon

Work Order: 21081199

Client Project: CCDD 15217050

Report Date: 31-Aug-21

Qualifiers

# -	Unknown hydrocarbon	B -	Analyte detected in associated Method Blank
C -	RL shown is a Client Requested Quantitation Limit	E -	Value above quantitation range
H -	Holding times exceeded	I -	Associated internal standard was outside method criteria
J -	Analyte detected below quantitation limits	M -	Manual Integration used to determine area response
ND -	Not Detected at the Reporting Limit	R -	RPD outside accepted recovery limits
S -	Spike Recovery outside recovery limits	T -	TIC(Tentatively identified compound)
X -	Value exceeds Maximum Contaminant Level		

Case Narrative

http://www.teklabinc.com/

Client: Terracon
Client Project: CCDD 15217050

Work Order: 21081199
Report Date: 31-Aug-21

Cooler Receipt Temp: 5.2 °C

Locations

Collinsville

Address	5445 Horseshoe Lake Road Collinsville, IL 62234-7425
Phone	(618) 344-1004
Fax	(618) 344-1005
Email	jhriley@teklabinc.com

Springfield

Address	3920 Pintail Dr Springfield, IL 62711-9415
Phone	(217) 698-1004
Fax	(217) 698-1005
Email	KKlostermann@teklabinc.com

Kansas City

Address	8421 Nieman Road Lenexa, KS 66214
Phone	(913) 541-1998
Fax	(913) 541-1998
Email	jhriley@teklabinc.com

Collinsville Air

Address	5445 Horseshoe Lake Road Collinsville, IL 62234-7425
Phone	(618) 344-1004
Fax	(618) 344-1005
Email	EHurley@teklabinc.com

Chicago

Address	1319 Butterfield Rd. Downers Grove, IL 60515
Phone	(630) 324-6855
Fax	
Email	arenner@teklabinc.com

Accreditations

Client: Terracon
Client Project: CCDD 15217050

Work Order: 21081199
Report Date: 31-Aug-21

State	Dept	Cert #	NELAP	Exp Date	Lab
Illinois	IEPA	100226	NELAP	1/31/2022	Collinsville
Kansas	KDHE	E-10374	NELAP	4/30/2022	Collinsville
Louisiana	LDEQ	05002	NELAP	6/30/2022	Collinsville
Louisiana	LDEQ	05003	NELAP	6/30/2022	Collinsville
Oklahoma	ODEQ	9978	NELAP	8/31/2022	Collinsville
Arkansas	ADEQ	88-0966		3/14/2022	Collinsville
Illinois	IDPH	17584		5/31/2021	Collinsville
Kentucky	UST	0073		1/31/2022	Collinsville
Missouri	MDNR	00930		5/31/2021	Collinsville
Missouri	MDNR	930		1/31/2022	Collinsville

Laboratory Results

http://www.teklabinc.com/

Client: Terracon
Client Project: CCDD 15217050
Lab ID: 21081199-001
Matrix: SOLID

Work Order: 21081199
Report Date: 31-Aug-21
Client Sample ID: B-9 (9.5-15)
Collection Date: 08/18/2021 17:15

Analyses	Certification	RL	Qual	Result	Units	DF	Date Analyzed	Batch
EPA SW846 3550C, 5035A, ASTM D2974								
Percent Moisture	*	0.1		**20.6**	%	1	08/20/2021 10:15	R296995
SW-846 9045C								
pH (1:1)	NELAP	1.00		**8.12**		1	08/20/2021 15:39	R296950
SW-846 1311, 3010A, 6010B, METALS IN TCLP EXTRACT BY ICP								
Aluminum	NELAP	0.0500		**< 0.0500**	mg/L	1	08/26/2021 13:25	181186
Iron	NELAP	0.0400		**< 0.0400**	mg/L	1	08/26/2021 13:25	181186
SW-846 3050B, 6010B, METALS BY ICP								
Aluminum	NELAP	5.77		**7470**	mg/Kg-dry	1	08/24/2021 15:21	181066
Antimony	NELAP	4.72		**< 4.72**	mg/Kg-dry	1	08/26/2021 15:53	181158
Arsenic	NELAP	2.40		**4.40**	mg/Kg-dry	1	08/24/2021 15:21	181066
Barium	NELAP	0.48		**113**	mg/Kg-dry	1	08/24/2021 15:21	181066
Beryllium	NELAP	0.05		**0.38**	mg/Kg-dry	1	08/24/2021 15:21	181066
Cadmium	NELAP	0.19		**0.37**	mg/Kg-dry	1	08/24/2021 15:21	181066
Calcium	NELAP	9.62		**65600**	mg/Kg-dry	1	08/24/2021 15:21	181066
Chromium	NELAP	0.48		**12.6**	mg/Kg-dry	1	08/24/2021 15:21	181066
Cobalt	NELAP	0.48		**8.42**	mg/Kg-dry	1	08/24/2021 15:21	181066
Copper	NELAP	0.48		**17.8**	mg/Kg-dry	1	08/24/2021 15:21	181066
Iron	NELAP	4.81		**13800**	mg/Kg-dry	1	08/24/2021 15:21	181066
Lead	NELAP	1.44		**9.37**	mg/Kg-dry	1	08/24/2021 15:21	181066
Magnesium	NELAP	4.81		**28700**	mg/Kg-dry	1	08/24/2021 15:21	181066
Manganese	NELAP	0.43		**703**	mg/Kg-dry	1	08/24/2021 15:21	181066
Nickel	NELAP	0.48		**21.1**	mg/Kg-dry	1	08/24/2021 15:21	181066
Potassium	NELAP	48.1		**1110**	mg/Kg-dry	5	08/25/2021 18:35	181066
Selenium	NELAP	3.85		**< 3.85**	mg/Kg-dry	1	08/24/2021 15:21	181066
Silver	NELAP	0.48		**< 0.48**	mg/Kg-dry	1	08/24/2021 15:21	181066
Sodium	NELAP	9.62		**185**	mg/Kg-dry	1	08/24/2021 15:21	181066
Thallium	NELAP	4.81		**< 4.81**	mg/Kg-dry	1	08/24/2021 15:21	181066
Vanadium	NELAP	0.96		**22.9**	mg/Kg-dry	1	08/24/2021 15:21	181066
Zinc	NELAP	2.88		**43.5**	mg/Kg-dry	1	08/24/2021 15:21	181066
Sample result(s) for Fe exceed 10 times the CCB. Data is reportable per the TNI Standard.								
SW-846 7471B								
Mercury	NELAP	0.012		**0.015**	mg/Kg-dry	1	08/25/2021 13:24	181137
SW-846 3550B, 8081B, CHLORINATED PESTICIDES BY GC/ECD								
4,4´-DDD	NELAP	0.00205		**ND**	mg/Kg-dry	1	08/25/2021 16:32	181122
4,4´-DDE	NELAP	0.00205		**ND**	mg/Kg-dry	1	08/25/2021 16:32	181122
4,4´-DDT	NELAP	0.00205		**ND**	mg/Kg-dry	1	08/25/2021 16:32	181122
Alachlor	NELAP	0.00205		**ND**	mg/Kg-dry	1	08/25/2021 16:32	181122
Aldrin	NELAP	0.00205		**ND**	mg/Kg-dry	1	08/25/2021 16:32	181122
alpha-BHC	NELAP	0.00205		**ND**	mg/Kg-dry	1	08/25/2021 16:32	181122
alpha-Chlordane	NELAP	0.00205		**ND**	mg/Kg-dry	1	08/25/2021 16:32	181122
beta-BHC	NELAP	0.00205		**ND**	mg/Kg-dry	1	08/25/2021 16:32	181122
Chlordane	NELAP	0.00410		**ND**	mg/Kg-dry	1	08/25/2021 16:32	181122
delta-BHC	NELAP	0.00205		**ND**	mg/Kg-dry	1	08/25/2021 16:32	181122
Dieldrin	NELAP	0.00205		**ND**	mg/Kg-dry	1	08/25/2021 16:32	181122
Endosulfan I	NELAP	0.00205		**ND**	mg/Kg-dry	1	08/25/2021 16:32	181122
Endosulfan II	NELAP	0.00205		**ND**	mg/Kg-dry	1	08/25/2021 16:32	181122

Laboratory Results

http://www.teklabinc.com/

Client: Terracon
Work Order: 21081199
Client Project: CCDD 15217050
Report Date: 31-Aug-21
Lab ID: 21081199-001
Client Sample ID: B-9 (9.5-15)
Matrix: SOLID
Collection Date: 08/18/2021 17:15

Analyses	Certification	RL	Qual	Result	Units	DF	Date Analyzed	Batch
SW-846 3550B, 8081B, CHLORINATED PESTICIDES BY GC/ECD								
Endosulfan sulfate	NELAP	0.00205		**ND**	mg/Kg-dry	1	08/25/2021 16:32	181122
Endrin	NELAP	0.00205		**ND**	mg/Kg-dry	1	08/25/2021 16:32	181122
Endrin aldehyde	NELAP	0.00205		**ND**	mg/Kg-dry	1	08/25/2021 16:32	181122
Endrin ketone	NELAP	0.00205		**ND**	mg/Kg-dry	1	08/25/2021 16:32	181122
gamma-BHC	NELAP	0.00205		**ND**	mg/Kg-dry	1	08/25/2021 16:32	181122
gamma-Chlordane	NELAP	0.00205		**ND**	mg/Kg-dry	1	08/25/2021 16:32	181122
Heptachlor	NELAP	0.00205		**ND**	mg/Kg-dry	1	08/25/2021 16:32	181122
Heptachlor epoxide	NELAP	0.00205		**ND**	mg/Kg-dry	1	08/25/2021 16:32	181122
Methoxychlor	NELAP	0.00205		**ND**	mg/Kg-dry	1	08/25/2021 16:32	181122
Toxaphene	NELAP	0.0368		**ND**	mg/Kg-dry	1	08/25/2021 16:32	181122
Surr: Decachlorobiphenyl	*	29.3-136		**84.9**	%REC	1	08/25/2021 16:32	181122
Surr: Tetrachloro-m-xylene	*	33.8-128		**85.0**	%REC	1	08/25/2021 16:32	181122
SW-846 3550B, 8082, POLYCHLORINATED BIPHENYLS (PCBS) BY GC/ECD								
Aroclor 1016	NELAP	0.0461		**ND**	mg/Kg-dry	1	08/25/2021 12:13	181122
Aroclor 1221	NELAP	0.0461		**ND**	mg/Kg-dry	1	08/25/2021 12:13	181122
Aroclor 1232	NELAP	0.0461		**ND**	mg/Kg-dry	1	08/25/2021 12:13	181122
Aroclor 1242	NELAP	0.0461		**ND**	mg/Kg-dry	1	08/25/2021 12:13	181122
Aroclor 1248	NELAP	0.0461		**ND**	mg/Kg-dry	1	08/25/2021 12:13	181122
Aroclor 1254	NELAP	0.0461		**ND**	mg/Kg-dry	1	08/25/2021 12:13	181122
Aroclor 1260	NELAP	0.0461		**ND**	mg/Kg-dry	1	08/25/2021 12:13	181122
Surr: Decachlorobiphenyl	*	21.6-145		**88.6**	%REC	1	08/25/2021 12:13	181122
Surr: Tetrachloro-meta-xylene	*	19.8-124		**76.7**	%REC	1	08/25/2021 12:13	181122
SW-846 3550B, 8270C SIMS, SEMI-VOLATILE ORGANIC COMPOUNDS BY GC/MS								
2-Methylnaphthalene	NELAP	0.0208		**ND**	mg/Kg-dry	1	08/26/2021 16:01	181164
Acenaphthene	NELAP	0.0042		**ND**	mg/Kg-dry	1	08/26/2021 16:01	181164
Acenaphthylene	NELAP	0.0042		**ND**	mg/Kg-dry	1	08/26/2021 16:01	181164
Anthracene	NELAP	0.0042		**ND**	mg/Kg-dry	1	08/26/2021 16:01	181164
Benzo(a)anthracene	NELAP	0.0125		**ND**	mg/Kg-dry	1	08/26/2021 16:01	181164
Benzo(a)pyrene	NELAP	0.0042		**ND**	mg/Kg-dry	1	08/26/2021 16:01	181164
Benzo(b)fluoranthene	NELAP	0.0042		**ND**	mg/Kg-dry	1	08/26/2021 16:01	181164
Benzo(g,h,i)perylene	NELAP	0.0042		**ND**	mg/Kg-dry	1	08/26/2021 16:01	181164
Benzo(k)fluoranthene	NELAP	0.0042		**ND**	mg/Kg-dry	1	08/26/2021 16:01	181164
Bis(2-ethylhexyl)phthalate	NELAP	0.0834		**ND**	mg/Kg-dry	1	08/26/2021 16:01	181164
Chrysene	NELAP	0.0042		**ND**	mg/Kg-dry	1	08/26/2021 16:01	181164
Dibenzo(a,h)anthracene	NELAP	0.0042		**ND**	mg/Kg-dry	1	08/26/2021 16:01	181164
Diethyl phthalate	NELAP	0.0423		**ND**	mg/Kg-dry	1	08/26/2021 16:01	181164
Dimethyl phthalate	NELAP	0.125		**ND**	mg/Kg-dry	1	08/26/2021 16:01	181164
Di-n-butyl phthalate	NELAP	0.0423		**ND**	mg/Kg-dry	1	08/26/2021 16:01	181164
Fluoranthene	NELAP	0.0042		**ND**	mg/Kg-dry	1	08/26/2021 16:01	181164
Fluorene	NELAP	0.0042		**ND**	mg/Kg-dry	1	08/26/2021 16:01	181164
Indeno(1,2,3-cd)pyrene	NELAP	0.0042		**ND**	mg/Kg-dry	1	08/26/2021 16:01	181164
m,p-Cresol	NELAP	0.0125		**ND**	mg/Kg-dry	1	08/26/2021 16:01	181164
Naphthalene	NELAP	0.0042		**ND**	mg/Kg-dry	1	08/26/2021 16:01	181164
o-Cresol	NELAP	0.0042		**ND**	mg/Kg-dry	1	08/26/2021 16:01	181164
Phenanthrene	NELAP	0.0075		**ND**	mg/Kg-dry	1	08/26/2021 16:01	181164
Pyrene	NELAP	0.0042		**ND**	mg/Kg-dry	1	08/26/2021 16:01	181164
Surr: 2-Fluorobiphenyl	*	42.3-99.4		**65.7**	%REC	1	08/26/2021 16:01	181164

Laboratory Results

http://www.teklabinc.com/

Client: Terracon
Work Order: 21081199
Client Project: CCDD 15217050
Report Date: 31-Aug-21
Lab ID: 21081199-001
Client Sample ID: B-9 (9.5-15)
Matrix: SOLID
Collection Date: 08/18/2021 17:15

Analyses	Certification	RL	Qual	Result	Units	DF	Date Analyzed	Batch
SW-846 3550B, 8270C SIMS, SEMI-VOLATILE ORGANIC COMPOUNDS BY GC/MS								
Surr: 2-Fluorophenol	*	39.3-99.8		**68.8**	%REC	1	08/26/2021 16:01	181164
Surr: Nitrobenzene-d5	*	37.5-100		**63.2**	%REC	1	08/26/2021 16:01	181164
Surr: Phenol-d5	*	42.6-104		**71.1**	%REC	1	08/26/2021 16:01	181164
Surr: p-Terphenyl-d14	*	31.2-118		**87.6**	%REC	1	08/26/2021 16:01	181164
SW-846 3550B, 8270C, SEMI-VOLATILE ORGANIC COMPOUNDS BY GC/MS								
1,2,4-Trichlorobenzene	NELAP	0.623		**ND**	mg/Kg-dry	1	08/26/2021 16:01	181164
1,2-Dichlorobenzene	NELAP	0.623		**ND**	mg/Kg-dry	1	08/26/2021 16:01	181164
1,3-Dichlorobenzene	NELAP	0.623		**ND**	mg/Kg-dry	1	08/26/2021 16:01	181164
1,4-Dichlorobenzene	NELAP	0.623		**ND**	mg/Kg-dry	1	08/26/2021 16:01	181164
2,4,5-Trichlorophenol	NELAP	0.436		**ND**	mg/Kg-dry	1	08/26/2021 16:01	181164
2,4,6-Trichlorophenol	NELAP	0.436		**ND**	mg/Kg-dry	1	08/26/2021 16:01	181164
2,4-Dichlorophenol	NELAP	0.623		**ND**	mg/Kg-dry	1	08/26/2021 16:01	181164
2,4-Dinitrophenol	NELAP	1.25		**ND**	mg/Kg-dry	1	08/26/2021 16:01	181164
2,4-Dinitrotoluene	NELAP	0.436		**ND**	mg/Kg-dry	1	08/26/2021 16:01	181164
2,6-Dinitrotoluene	NELAP	0.436		**ND**	mg/Kg-dry	1	08/26/2021 16:01	181164
2-Chloronaphthalene	NELAP	0.436		**ND**	mg/Kg-dry	1	08/26/2021 16:01	181164
2-Chlorophenol	NELAP	0.623		**ND**	mg/Kg-dry	1	08/26/2021 16:01	181164
2-Nitroaniline	NELAP	1.25		**ND**	mg/Kg-dry	1	08/26/2021 16:01	181164
2-Nitrophenol	NELAP	0.436		**ND**	mg/Kg-dry	1	08/26/2021 16:01	181164
3,3´-Dichlorobenzidine	NELAP	0.436		**ND**	mg/Kg-dry	1	08/26/2021 16:01	181164
3-Nitroaniline	NELAP	1.25		**ND**	mg/Kg-dry	1	08/26/2021 16:01	181164
4,6-Dinitro-2-methylphenol	NELAP	1.25		**ND**	mg/Kg-dry	1	08/26/2021 16:01	181164
4-Bromophenyl phenyl ether	NELAP	0.436		**ND**	mg/Kg-dry	1	08/26/2021 16:01	181164
4-Chloro-3-methylphenol	NELAP	0.623		**ND**	mg/Kg-dry	1	08/26/2021 16:01	181164
4-Chloroaniline	NELAP	0.623		**ND**	mg/Kg-dry	1	08/26/2021 16:01	181164
4-Chlorophenyl phenyl ether	NELAP	0.436		**ND**	mg/Kg-dry	1	08/26/2021 16:01	181164
4-Nitroaniline	NELAP	0.623		**ND**	mg/Kg-dry	1	08/26/2021 16:01	181164
4-Nitrophenol	NELAP	0.436		**ND**	mg/Kg-dry	1	08/26/2021 16:01	181164
Bis(2-chloroethyl)ether	NELAP	0.623		**ND**	mg/Kg-dry	1	08/26/2021 16:01	181164
Bis(2-chloroisopropyl)ether	NELAP	0.436		**ND**	mg/Kg-dry	1	08/26/2021 16:01	181164
Butyl benzyl phthalate	NELAP	0.436		**ND**	mg/Kg-dry	1	08/26/2021 16:01	181164
Carbazole	NELAP	0.623		**ND**	mg/Kg-dry	1	08/26/2021 16:01	181164
Dibenzofuran	NELAP	0.436		**ND**	mg/Kg-dry	1	08/26/2021 16:01	181164
Hexachlorobenzene	NELAP	0.436		**ND**	mg/Kg-dry	1	08/26/2021 16:01	181164
Hexachlorobutadiene	NELAP	0.623		**ND**	mg/Kg-dry	1	08/26/2021 16:01	181164
Hexachlorocyclopentadiene	NELAP	0.623		**ND**	mg/Kg-dry	1	08/26/2021 16:01	181164
Hexachloroethane	NELAP	0.623		**ND**	mg/Kg-dry	1	08/26/2021 16:01	181164
Isophorone	NELAP	0.436		**ND**	mg/Kg-dry	1	08/26/2021 16:01	181164
Nitrobenzene	NELAP	0.623		**ND**	mg/Kg-dry	1	08/26/2021 16:01	181164
N-Nitrosodimethylamine	NELAP	0.623		**ND**	mg/Kg-dry	1	08/26/2021 16:01	181164
N-Nitroso-di-n-propylamine	NELAP	0.623		**ND**	mg/Kg-dry	1	08/26/2021 16:01	181164
Pentachlorophenol	NELAP	2.49		**ND**	mg/Kg-dry	1	08/26/2021 16:01	181164
Phenol	NELAP	0.436		**ND**	mg/Kg-dry	1	08/26/2021 16:01	181164
Surr: 2,4,6-Tribromophenol	*	26.7-117		**78.7**	%REC	1	08/26/2021 16:01	181164
Surr: 2-Fluorobiphenyl	*	26.4-105		**65.7**	%REC	1	08/26/2021 16:01	181164
Surr: 2-Fluorophenol	*	33.9-102		**68.8**	%REC	1	08/26/2021 16:01	181164
Surr: Nitrobenzene-d5	*	28.5-104		**63.2**	%REC	1	08/26/2021 16:01	181164

Laboratory Results

http://www.teklabinc.com/

Client: Terracon
Work Order: 21081199
Client Project: CCDD 15217050
Report Date: 31-Aug-21
Lab ID: 21081199-001
Client Sample ID: B-9 (9.5-15)
Matrix: SOLID
Collection Date: 08/18/2021 17:15

Analyses	Certification	RL	Qual	Result	Units	DF	Date Analyzed	Batch
SW-846 3550B, 8270C, SEMI-VOLATILE ORGANIC COMPOUNDS BY GC/MS								
Surr: Phenol-d5	*	36-105		**71.1**	%REC	1	08/26/2021 16:01	181164
Surr: p-Terphenyl-d14	*	33-105		**87.6**	%REC	1	08/26/2021 16:01	181164
SW-846 5035, 8260B, VOLATILE ORGANIC COMPOUNDS BY GC/MS								
1,1,1-Trichloroethane	NELAP	0.0021		**ND**	mg/Kg-dry	1	08/20/2021 15:23	181010
1,1,2,2-Tetrachloroethane	NELAP	0.0021		**ND**	mg/Kg-dry	1	08/20/2021 15:23	181010
1,1,2-Trichloroethane	NELAP	0.0052		**ND**	mg/Kg-dry	1	08/20/2021 15:23	181010
1,1-Dichloroethane	NELAP	0.0021		**ND**	mg/Kg-dry	1	08/20/2021 15:23	181010
1,1-Dichloroethene	NELAP	0.0021		**ND**	mg/Kg-dry	1	08/20/2021 15:23	181010
1,2-Dichloroethane	NELAP	0.0021		**ND**	mg/Kg-dry	1	08/20/2021 15:23	181010
1,2-Dichloropropane	NELAP	0.0021		**ND**	mg/Kg-dry	1	08/20/2021 15:23	181010
2-Butanone	NELAP	0.0259		**ND**	mg/Kg-dry	1	08/20/2021 15:23	181010
2-Hexanone	NELAP	0.0259		**ND**	mg/Kg-dry	1	08/20/2021 15:23	181010
4-Methyl-2-pentanone	NELAP	0.0259		**ND**	mg/Kg-dry	1	08/20/2021 15:23	181010
Acetone	NELAP	0.0259		**ND**	mg/Kg-dry	1	08/20/2021 15:23	181010
Benzene	NELAP	0.0010		**0.0024**	mg/Kg-dry	1	08/20/2021 15:23	181010
Bromodichloromethane	NELAP	0.0021		**ND**	mg/Kg-dry	1	08/20/2021 15:23	181010
Bromoform	NELAP	0.0052		**ND**	mg/Kg-dry	1	08/20/2021 15:23	181010
Bromomethane	NELAP	0.0104		**ND**	mg/Kg-dry	1	08/20/2021 15:23	181010
Carbon disulfide	NELAP	0.0021		**ND**	mg/Kg-dry	1	08/20/2021 15:23	181010
Carbon tetrachloride	NELAP	0.0021		**ND**	mg/Kg-dry	1	08/20/2021 15:23	181010
Chlorobenzene	NELAP	0.0021		**ND**	mg/Kg-dry	1	08/20/2021 15:23	181010
Chloroethane	NELAP	0.0104		**ND**	mg/Kg-dry	1	08/20/2021 15:23	181010
Chloroform	NELAP	0.0021		**ND**	mg/Kg-dry	1	08/20/2021 15:23	181010
Chloromethane	NELAP	0.0104		**ND**	mg/Kg-dry	1	08/20/2021 15:23	181010
cis-1,2-Dichloroethene	NELAP	0.0021		**ND**	mg/Kg-dry	1	08/20/2021 15:23	181010
cis-1,3-Dichloropropene	NELAP	0.0021		**ND**	mg/Kg-dry	1	08/20/2021 15:23	181010
Dibromochloromethane	NELAP	0.0021		**ND**	mg/Kg-dry	1	08/20/2021 15:23	181010
Ethylbenzene	NELAP	0.0021		**ND**	mg/Kg-dry	1	08/20/2021 15:23	181010
Methyl tert-butyl ether	NELAP	0.0021		**ND**	mg/Kg-dry	1	08/20/2021 15:23	181010
Methylene chloride	NELAP	0.0104		**ND**	mg/Kg-dry	1	08/20/2021 15:23	181010
Styrene	NELAP	0.0021		**ND**	mg/Kg-dry	1	08/20/2021 15:23	181010
Tetrachloroethene	NELAP	0.0021		**ND**	mg/Kg-dry	1	08/20/2021 15:23	181010
Toluene	NELAP	0.0021		**0.0043**	mg/Kg-dry	1	08/20/2021 15:23	181010
trans-1,2-Dichloroethene	NELAP	0.0021		**ND**	mg/Kg-dry	1	08/20/2021 15:23	181010
trans-1,3-Dichloropropene	NELAP	0.0021		**ND**	mg/Kg-dry	1	08/20/2021 15:23	181010
Trichloroethene	NELAP	0.0021		**ND**	mg/Kg-dry	1	08/20/2021 15:23	181010
Vinyl chloride	NELAP	0.0021		**ND**	mg/Kg-dry	1	08/20/2021 15:23	181010
Xylenes, Total	NELAP	0.0083		**ND**	mg/Kg-dry	1	08/20/2021 15:23	181010
Surr: 1,2-Dichloroethane-d4	*	74-124		**96.5**	%REC	1	08/20/2021 15:23	181010
Surr: 4-Bromofluorobenzene	*	79.4-123		**94.4**	%REC	1	08/20/2021 15:23	181010
Surr: Dibromofluoromethane	*	89.2-112		**100.4**	%REC	1	08/20/2021 15:23	181010
Surr: Toluene-d8	*	85-115		**87.4**	%REC	1	08/20/2021 15:23	181010

Laboratory Results

http://www.teklabinc.com/

Client: Terracon
Client Project: CCDD 15217050
Lab ID: 21081199-002
Matrix: SOLID

Work Order: 21081199
Report Date: 31-Aug-21
Client Sample ID: B-10 (7.5-15)
Collection Date: 08/18/2021 16:40

Analyses	Certification	RL	Qual	Result	Units	DF	Date Analyzed	Batch
EPA SW846 3550C, 5035A, ASTM D2974								
Percent Moisture	*	0.1		**22.7**	%	1	08/20/2021 10:15	R296995
SW-846 9045C								
pH (1:1)	NELAP	1.00		**8.18**		1	08/20/2021 15:41	R296950
SW-846 1311, 3010A, 6010B, METALS IN TCLP EXTRACT BY ICP								
Aluminum	NELAP	0.0500		**< 0.0500**	mg/L	1	08/26/2021 14:25	181186
Iron	NELAP	0.0400		**3.12**	mg/L	1	08/26/2021 14:25	181186
SW-846 3050B, 6010B, METALS BY ICP								
Aluminum	NELAP	5.77		**9270**	mg/Kg-dry	1	08/24/2021 15:25	181066
Antimony	NELAP	5.00		**< 5.00**	mg/Kg-dry	1	08/26/2021 15:55	181158
Arsenic	NELAP	2.40		**2.92**	mg/Kg-dry	1	08/25/2021 18:39	181066
Barium	NELAP	0.48		**72.1**	mg/Kg-dry	1	08/24/2021 15:25	181066
Beryllium	NELAP	0.05		**0.50**	mg/Kg-dry	1	08/24/2021 15:25	181066
Cadmium	NELAP	0.19		**< 0.19**	mg/Kg-dry	1	08/24/2021 15:25	181066
Calcium	NELAP	9.62		**16900**	mg/Kg-dry	1	08/24/2021 15:25	181066
Chromium	NELAP	0.48		**19.9**	mg/Kg-dry	1	08/24/2021 15:25	181066
Cobalt	NELAP	0.48		**6.25**	mg/Kg-dry	1	08/24/2021 15:25	181066
Copper	NELAP	0.48		**11.5**	mg/Kg-dry	1	08/24/2021 15:25	181066
Iron	NELAP	4.81		**18000**	mg/Kg-dry	1	08/24/2021 15:25	181066
Lead	NELAP	1.44		**6.32**	mg/Kg-dry	1	08/24/2021 15:25	181066
Magnesium	NELAP	4.81		**10100**	mg/Kg-dry	1	08/24/2021 15:25	181066
Manganese	NELAP	0.43		**1390**	mg/Kg-dry	1	08/24/2021 15:25	181066
Nickel	NELAP	0.48		**16.9**	mg/Kg-dry	1	08/24/2021 15:25	181066
Potassium	NELAP	9.62		**655**	mg/Kg-dry	1	08/24/2021 15:25	181066
Selenium	NELAP	3.85		**< 3.85**	mg/Kg-dry	1	08/24/2021 15:25	181066
Silver	NELAP	0.48		**< 0.48**	mg/Kg-dry	1	08/24/2021 15:25	181066
Sodium	NELAP	9.62		**119**	mg/Kg-dry	1	08/24/2021 15:25	181066
Thallium	NELAP	4.81		**< 4.81**	mg/Kg-dry	1	08/24/2021 15:25	181066
Vanadium	NELAP	0.96		**36.5**	mg/Kg-dry	1	08/24/2021 15:25	181066
Zinc	NELAP	2.88		**35.4**	mg/Kg-dry	1	08/24/2021 15:25	181066

Sample result(s) for Fe exceed 10 times the CCB. Data is reportable per the TNI Standard.

SW-846 7471B								
Mercury	NELAP	0.013		**0.018**	mg/Kg-dry	1	08/25/2021 13:31	181137
SW-846 3550B, 8081B, CHLORINATED PESTICIDES BY GC/ECD								
4,4´-DDD	NELAP	0.00211		**ND**	mg/Kg-dry	1	08/25/2021 16:47	181122
4,4´-DDE	NELAP	0.00211		**ND**	mg/Kg-dry	1	08/25/2021 16:47	181122
4,4´-DDT	NELAP	0.00211		**ND**	mg/Kg-dry	1	08/25/2021 16:47	181122
Alachlor	NELAP	0.00211		**ND**	mg/Kg-dry	1	08/25/2021 16:47	181122
Aldrin	NELAP	0.00211		**ND**	mg/Kg-dry	1	08/25/2021 16:47	181122
alpha-BHC	NELAP	0.00211		**ND**	mg/Kg-dry	1	08/25/2021 16:47	181122
alpha-Chlordane	NELAP	0.00211		**ND**	mg/Kg-dry	1	08/25/2021 16:47	181122
beta-BHC	NELAP	0.00211		**ND**	mg/Kg-dry	1	08/25/2021 16:47	181122
Chlordane	NELAP	0.00422		**ND**	mg/Kg-dry	1	08/25/2021 16:47	181122
delta-BHC	NELAP	0.00211		**ND**	mg/Kg-dry	1	08/25/2021 16:47	181122
Dieldrin	NELAP	0.00211		**ND**	mg/Kg-dry	1	08/25/2021 16:47	181122
Endosulfan I	NELAP	0.00211		**ND**	mg/Kg-dry	1	08/25/2021 16:47	181122
Endosulfan II	NELAP	0.00211		**ND**	mg/Kg-dry	1	08/25/2021 16:47	181122

Laboratory Results

http://www.teklabinc.com/

Client: Terracon
Work Order: 21081199
Client Project: CCDD 15217050
Report Date: 31-Aug-21
Lab ID: 21081199-002
Client Sample ID: B-10 (7.5-15)
Matrix: SOLID
Collection Date: 08/18/2021 16:40

Analyses	Certification	RL	Qual	Result	Units	DF	Date Analyzed	Batch
SW-846 3550B, 8081B, CHLORINATED PESTICIDES BY GC/ECD								
Endosulfan sulfate	NELAP	0.00211		**ND**	mg/Kg-dry	1	08/25/2021 16:47	181122
Endrin	NELAP	0.00211		**ND**	mg/Kg-dry	1	08/25/2021 16:47	181122
Endrin aldehyde	NELAP	0.00211		**ND**	mg/Kg-dry	1	08/25/2021 16:47	181122
Endrin ketone	NELAP	0.00211		**ND**	mg/Kg-dry	1	08/25/2021 16:47	181122
gamma-BHC	NELAP	0.00211		**ND**	mg/Kg-dry	1	08/25/2021 16:47	181122
gamma-Chlordane	NELAP	0.00211		**ND**	mg/Kg-dry	1	08/25/2021 16:47	181122
Heptachlor	NELAP	0.00211		**ND**	mg/Kg-dry	1	08/25/2021 16:47	181122
Heptachlor epoxide	NELAP	0.00211		**ND**	mg/Kg-dry	1	08/25/2021 16:47	181122
Methoxychlor	NELAP	0.00211		**ND**	mg/Kg-dry	1	08/25/2021 16:47	181122
Toxaphene	NELAP	0.0379		**ND**	mg/Kg-dry	1	08/25/2021 16:47	181122
Surr: Decachlorobiphenyl	*	29.3-136		**76.6**	%REC	1	08/25/2021 16:47	181122
Surr: Tetrachloro-m-xylene	*	33.8-128		**69.4**	%REC	1	08/25/2021 16:47	181122
SW-846 3550B, 8082, POLYCHLORINATED BIPHENYLS (PCBS) BY GC/ECD								
Aroclor 1016	NELAP	0.0473		**ND**	mg/Kg-dry	1	08/25/2021 12:28	181122
Aroclor 1221	NELAP	0.0473		**ND**	mg/Kg-dry	1	08/25/2021 12:28	181122
Aroclor 1232	NELAP	0.0473		**ND**	mg/Kg-dry	1	08/25/2021 12:28	181122
Aroclor 1242	NELAP	0.0473		**ND**	mg/Kg-dry	1	08/25/2021 12:28	181122
Aroclor 1248	NELAP	0.0473		**ND**	mg/Kg-dry	1	08/25/2021 12:28	181122
Aroclor 1254	NELAP	0.0473		**ND**	mg/Kg-dry	1	08/25/2021 12:28	181122
Aroclor 1260	NELAP	0.0473		**ND**	mg/Kg-dry	1	08/25/2021 12:28	181122
Surr: Decachlorobiphenyl	*	21.6-145		**77.8**	%REC	1	08/25/2021 12:28	181122
Surr: Tetrachloro-meta-xylene	*	19.8-124		**65.4**	%REC	1	08/25/2021 12:28	181122
SW-846 3550B, 8270C SIMS, SEMI-VOLATILE ORGANIC COMPOUNDS BY GC/MS								
2-Methylnaphthalene	NELAP	0.0215		**ND**	mg/Kg-dry	1	08/26/2021 16:38	181164
Acenaphthene	NELAP	0.0044		**ND**	mg/Kg-dry	1	08/26/2021 16:38	181164
Acenaphthylene	NELAP	0.0044		**ND**	mg/Kg-dry	1	08/26/2021 16:38	181164
Anthracene	NELAP	0.0044		**ND**	mg/Kg-dry	1	08/26/2021 16:38	181164
Benzo(a)anthracene	NELAP	0.0129		**ND**	mg/Kg-dry	1	08/26/2021 16:38	181164
Benzo(a)pyrene	NELAP	0.0044		**ND**	mg/Kg-dry	1	08/26/2021 16:38	181164
Benzo(b)fluoranthene	NELAP	0.0044		**ND**	mg/Kg-dry	1	08/26/2021 16:38	181164
Benzo(g,h,i)perylene	NELAP	0.0044		**ND**	mg/Kg-dry	1	08/26/2021 16:38	181164
Benzo(k)fluoranthene	NELAP	0.0044		**ND**	mg/Kg-dry	1	08/26/2021 16:38	181164
Bis(2-ethylhexyl)phthalate	NELAP	0.0862		**ND**	mg/Kg-dry	1	08/26/2021 16:38	181164
Chrysene	NELAP	0.0044		**ND**	mg/Kg-dry	1	08/26/2021 16:38	181164
Dibenzo(a,h)anthracene	NELAP	0.0044		**ND**	mg/Kg-dry	1	08/26/2021 16:38	181164
Diethyl phthalate	NELAP	0.0437		**ND**	mg/Kg-dry	1	08/26/2021 16:38	181164
Dimethyl phthalate	NELAP	0.129		**ND**	mg/Kg-dry	1	08/26/2021 16:38	181164
Di-n-butyl phthalate	NELAP	0.0437		**ND**	mg/Kg-dry	1	08/26/2021 16:38	181164
Fluoranthene	NELAP	0.0044		**ND**	mg/Kg-dry	1	08/26/2021 16:38	181164
Fluorene	NELAP	0.0044		**ND**	mg/Kg-dry	1	08/26/2021 16:38	181164
Indeno(1,2,3-cd)pyrene	NELAP	0.0044		**ND**	mg/Kg-dry	1	08/26/2021 16:38	181164
m,p-Cresol	NELAP	0.0129		**ND**	mg/Kg-dry	1	08/26/2021 16:38	181164
Naphthalene	NELAP	0.0044		**ND**	mg/Kg-dry	1	08/26/2021 16:38	181164
o-Cresol	NELAP	0.0044		**ND**	mg/Kg-dry	1	08/26/2021 16:38	181164
Phenanthrene	NELAP	0.0077		**ND**	mg/Kg-dry	1	08/26/2021 16:38	181164
Pyrene	NELAP	0.0044		**ND**	mg/Kg-dry	1	08/26/2021 16:38	181164
Surr: 2-Fluorobiphenyl	*	42.3-99.4		**60.4**	%REC	1	08/26/2021 16:38	181164

Laboratory Results

http://www.teklabinc.com/

Client: Terracon
Work Order: 21081199
Client Project: CCDD 15217050
Report Date: 31-Aug-21
Lab ID: 21081199-002
Client Sample ID: B-10 (7.5-15)
Matrix: SOLID
Collection Date: 08/18/2021 16:40

Analyses	Certification	RL	Qual	Result	Units	DF	Date Analyzed	Batch
SW-846 3550B, 8270C SIMS, SEMI-VOLATILE ORGANIC COMPOUNDS BY GC/MS								
Surr: 2-Fluorophenol	*	39.3-99.8		**70.7**	%REC	1	08/26/2021 16:38	181164
Surr: Nitrobenzene-d5	*	37.5-100		**61.6**	%REC	1	08/26/2021 16:38	181164
Surr: Phenol-d5	*	42.6-104		**72.7**	%REC	1	08/26/2021 16:38	181164
Surr: p-Terphenyl-d14	*	31.2-118		**88.9**	%REC	1	08/26/2021 16:38	181164
SW-846 3550B, 8270C, SEMI-VOLATILE ORGANIC COMPOUNDS BY GC/MS								
1,2,4-Trichlorobenzene	NELAP	0.643		**ND**	mg/Kg-dry	1	08/26/2021 16:38	181164
1,2-Dichlorobenzene	NELAP	0.643		**ND**	mg/Kg-dry	1	08/26/2021 16:38	181164
1,3-Dichlorobenzene	NELAP	0.643		**ND**	mg/Kg-dry	1	08/26/2021 16:38	181164
1,4-Dichlorobenzene	NELAP	0.643		**ND**	mg/Kg-dry	1	08/26/2021 16:38	181164
2,4,5-Trichlorophenol	NELAP	0.450		**ND**	mg/Kg-dry	1	08/26/2021 16:38	181164
2,4,6-Trichlorophenol	NELAP	0.450		**ND**	mg/Kg-dry	1	08/26/2021 16:38	181164
2,4-Dichlorophenol	NELAP	0.643		**ND**	mg/Kg-dry	1	08/26/2021 16:38	181164
2,4-Dinitrophenol	NELAP	1.29		**ND**	mg/Kg-dry	1	08/26/2021 16:38	181164
2,4-Dinitrotoluene	NELAP	0.450		**ND**	mg/Kg-dry	1	08/26/2021 16:38	181164
2,6-Dinitrotoluene	NELAP	0.450		**ND**	mg/Kg-dry	1	08/26/2021 16:38	181164
2-Chloronaphthalene	NELAP	0.450		**ND**	mg/Kg-dry	1	08/26/2021 16:38	181164
2-Chlorophenol	NELAP	0.643		**ND**	mg/Kg-dry	1	08/26/2021 16:38	181164
2-Nitroaniline	NELAP	1.29		**ND**	mg/Kg-dry	1	08/26/2021 16:38	181164
2-Nitrophenol	NELAP	0.450		**ND**	mg/Kg-dry	1	08/26/2021 16:38	181164
3,3´-Dichlorobenzidine	NELAP	0.450		**ND**	mg/Kg-dry	1	08/26/2021 16:38	181164
3-Nitroaniline	NELAP	1.29		**ND**	mg/Kg-dry	1	08/26/2021 16:38	181164
4,6-Dinitro-2-methylphenol	NELAP	1.29		**ND**	mg/Kg-dry	1	08/26/2021 16:38	181164
4-Bromophenyl phenyl ether	NELAP	0.450		**ND**	mg/Kg-dry	1	08/26/2021 16:38	181164
4-Chloro-3-methylphenol	NELAP	0.643		**ND**	mg/Kg-dry	1	08/26/2021 16:38	181164
4-Chloroaniline	NELAP	0.643		**ND**	mg/Kg-dry	1	08/26/2021 16:38	181164
4-Chlorophenyl phenyl ether	NELAP	0.450		**ND**	mg/Kg-dry	1	08/26/2021 16:38	181164
4-Nitroaniline	NELAP	0.643		**ND**	mg/Kg-dry	1	08/26/2021 16:38	181164
4-Nitrophenol	NELAP	0.450		**ND**	mg/Kg-dry	1	08/26/2021 16:38	181164
Bis(2-chloroethyl)ether	NELAP	0.643		**ND**	mg/Kg-dry	1	08/26/2021 16:38	181164
Bis(2-chloroisopropyl)ether	NELAP	0.450		**ND**	mg/Kg-dry	1	08/26/2021 16:38	181164
Butyl benzyl phthalate	NELAP	0.450		**ND**	mg/Kg-dry	1	08/26/2021 16:38	181164
Carbazole	NELAP	0.643		**ND**	mg/Kg-dry	1	08/26/2021 16:38	181164
Dibenzofuran	NELAP	0.450		**ND**	mg/Kg-dry	1	08/26/2021 16:38	181164
Hexachlorobenzene	NELAP	0.450		**ND**	mg/Kg-dry	1	08/26/2021 16:38	181164
Hexachlorobutadiene	NELAP	0.643		**ND**	mg/Kg-dry	1	08/26/2021 16:38	181164
Hexachlorocyclopentadiene	NELAP	0.643		**ND**	mg/Kg-dry	1	08/26/2021 16:38	181164
Hexachloroethane	NELAP	0.643		**ND**	mg/Kg-dry	1	08/26/2021 16:38	181164
Isophorone	NELAP	0.450		**ND**	mg/Kg-dry	1	08/26/2021 16:38	181164
Nitrobenzene	NELAP	0.643		**ND**	mg/Kg-dry	1	08/26/2021 16:38	181164
N-Nitrosodimethylamine	NELAP	0.643		**ND**	mg/Kg-dry	1	08/26/2021 16:38	181164
N-Nitroso-di-n-propylamine	NELAP	0.643		**ND**	mg/Kg-dry	1	08/26/2021 16:38	181164
Pentachlorophenol	NELAP	2.57		**ND**	mg/Kg-dry	1	08/26/2021 16:38	181164
Phenol	NELAP	0.450		**ND**	mg/Kg-dry	1	08/26/2021 16:38	181164
Surr: 2,4,6-Tribromophenol	*	26.7-117		**81.8**	%REC	1	08/26/2021 16:38	181164
Surr: 2-Fluorobiphenyl	*	26.4-105		**60.4**	%REC	1	08/26/2021 16:38	181164
Surr: 2-Fluorophenol	*	33.9-102		**70.7**	%REC	1	08/26/2021 16:38	181164
Surr: Nitrobenzene-d5	*	28.5-104		**61.6**	%REC	1	08/26/2021 16:38	181164

Laboratory Results

http://www.teklabinc.com/

Client: Terracon
Work Order: 21081199
Client Project: CCDD 15217050
Report Date: 31-Aug-21
Lab ID: 21081199-002
Client Sample ID: B-10 (7.5-15)
Matrix: SOLID
Collection Date: 08/18/2021 16:40

Analyses	Certification	RL	Qual	Result	Units	DF	Date Analyzed	Batch
SW-846 3550B, 8270C, SEMI-VOLATILE ORGANIC COMPOUNDS BY GC/MS								
Surr: Phenol-d5	*	36-105		**72.7**	%REC	1	08/26/2021 16:38	181164
Surr: p-Terphenyl-d14	*	33-105		**88.9**	%REC	1	08/26/2021 16:38	181164
SW-846 5035, 8260B, VOLATILE ORGANIC COMPOUNDS BY GC/MS								
1,1,1-Trichloroethane	NELAP	0.0023		**ND**	mg/Kg-dry	1	08/20/2021 15:49	181010
1,1,2,2-Tetrachloroethane	NELAP	0.0023		**ND**	mg/Kg-dry	1	08/20/2021 15:49	181010
1,1,2-Trichloroethane	NELAP	0.0058		**ND**	mg/Kg-dry	1	08/20/2021 15:49	181010
1,1-Dichloroethane	NELAP	0.0023		**ND**	mg/Kg-dry	1	08/20/2021 15:49	181010
1,1-Dichloroethene	NELAP	0.0023		**ND**	mg/Kg-dry	1	08/20/2021 15:49	181010
1,2-Dichloroethane	NELAP	0.0023		**ND**	mg/Kg-dry	1	08/20/2021 15:49	181010
1,2-Dichloropropane	NELAP	0.0023		**ND**	mg/Kg-dry	1	08/20/2021 15:49	181010
2-Butanone	NELAP	0.0290		**ND**	mg/Kg-dry	1	08/20/2021 15:49	181010
2-Hexanone	NELAP	0.0290		**ND**	mg/Kg-dry	1	08/20/2021 15:49	181010
4-Methyl-2-pentanone	NELAP	0.0290		**ND**	mg/Kg-dry	1	08/20/2021 15:49	181010
Acetone	NELAP	0.0290		**ND**	mg/Kg-dry	1	08/20/2021 15:49	181010
Benzene	NELAP	0.0012		**ND**	mg/Kg-dry	1	08/20/2021 15:49	181010
Bromodichloromethane	NELAP	0.0023		**ND**	mg/Kg-dry	1	08/20/2021 15:49	181010
Bromoform	NELAP	0.0058		**ND**	mg/Kg-dry	1	08/20/2021 15:49	181010
Bromomethane	NELAP	0.0116		**ND**	mg/Kg-dry	1	08/20/2021 15:49	181010
Carbon disulfide	NELAP	0.0023		**ND**	mg/Kg-dry	1	08/20/2021 15:49	181010
Carbon tetrachloride	NELAP	0.0023		**ND**	mg/Kg-dry	1	08/20/2021 15:49	181010
Chlorobenzene	NELAP	0.0023		**ND**	mg/Kg-dry	1	08/20/2021 15:49	181010
Chloroethane	NELAP	0.0116		**ND**	mg/Kg-dry	1	08/20/2021 15:49	181010
Chloroform	NELAP	0.0023		**ND**	mg/Kg-dry	1	08/20/2021 15:49	181010
Chloromethane	NELAP	0.0116		**ND**	mg/Kg-dry	1	08/20/2021 15:49	181010
cis-1,2-Dichloroethene	NELAP	0.0023		**ND**	mg/Kg-dry	1	08/20/2021 15:49	181010
cis-1,3-Dichloropropene	NELAP	0.0023		**ND**	mg/Kg-dry	1	08/20/2021 15:49	181010
Dibromochloromethane	NELAP	0.0023		**ND**	mg/Kg-dry	1	08/20/2021 15:49	181010
Ethylbenzene	NELAP	0.0023		**ND**	mg/Kg-dry	1	08/20/2021 15:49	181010
Methyl tert-butyl ether	NELAP	0.0023		**ND**	mg/Kg-dry	1	08/20/2021 15:49	181010
Methylene chloride	NELAP	0.0116		**ND**	mg/Kg-dry	1	08/20/2021 15:49	181010
Styrene	NELAP	0.0023		**ND**	mg/Kg-dry	1	08/20/2021 15:49	181010
Tetrachloroethene	NELAP	0.0023		**ND**	mg/Kg-dry	1	08/20/2021 15:49	181010
Toluene	NELAP	0.0023		**ND**	mg/Kg-dry	1	08/20/2021 15:49	181010
trans-1,2-Dichloroethene	NELAP	0.0023		**ND**	mg/Kg-dry	1	08/20/2021 15:49	181010
trans-1,3-Dichloropropene	NELAP	0.0023		**ND**	mg/Kg-dry	1	08/20/2021 15:49	181010
Trichloroethene	NELAP	0.0023		**ND**	mg/Kg-dry	1	08/20/2021 15:49	181010
Vinyl chloride	NELAP	0.0023		**ND**	mg/Kg-dry	1	08/20/2021 15:49	181010
Xylenes, Total	NELAP	0.0093		**ND**	mg/Kg-dry	1	08/20/2021 15:49	181010
Surr: 1,2-Dichloroethane-d4	*	74-124		**101.2**	%REC	1	08/20/2021 15:49	181010
Surr: 4-Bromofluorobenzene	*	79.4-123		**94.1**	%REC	1	08/20/2021 15:49	181010
Surr: Dibromofluoromethane	*	89.2-112		**103.3**	%REC	1	08/20/2021 15:49	181010
Surr: Toluene-d8	*	85-115		**86.8**	%REC	1	08/20/2021 15:49	181010

Laboratory Results

http://www.teklabinc.com/

Client: Terracon
Work Order: 21081199
Client Project: CCDD 15217050
Report Date: 31-Aug-21
Lab ID: 21081199-003
Client Sample ID: B-6 (0-5)
Matrix: SOLID
Collection Date: 08/18/2021 17:30

Analyses	Certification	RL	Qual	Result	Units	DF	Date Analyzed	Batch
EPA SW846 3550C, 5035A, ASTM D2974								
Percent Moisture	*	0.1		**19.5**	%	1	08/20/2021 10:15	R296995
SW-846 9045C								
pH (1:1)	NELAP	1.00		**7.72**		1	08/20/2021 15:49	R296950
SW-846 1311, 3010A, 6010B, METALS IN TCLP EXTRACT BY ICP								
Aluminum	NELAP	0.500		**< 0.500**	mg/L	1	08/27/2021 15:20	181239
Iron	NELAP	0.400		**< 0.400**	mg/L	1	08/27/2021 15:20	181239
SW-846 3050B, 6010B, METALS BY ICP								
Aluminum	NELAP	5.88		**7960**	mg/Kg-dry	1	08/24/2021 15:29	181066
Antimony	NELAP	4.63		**< 4.63**	mg/Kg-dry	1	08/26/2021 15:56	181158
Arsenic	NELAP	2.45		**16.1**	mg/Kg-dry	1	08/24/2021 15:29	181066
Barium	NELAP	0.49		**125**	mg/Kg-dry	1	08/24/2021 15:29	181066
Beryllium	NELAP	0.05		**0.48**	mg/Kg-dry	1	08/24/2021 15:29	181066
Cadmium	NELAP	0.20		**< 0.20**	mg/Kg-dry	1	08/24/2021 15:29	181066
Calcium	NELAP	9.80		**47300**	mg/Kg-dry	1	08/24/2021 15:29	181066
Chromium	NELAP	0.49		**14.4**	mg/Kg-dry	1	08/24/2021 15:29	181066
Cobalt	NELAP	0.49		**5.61**	mg/Kg-dry	1	08/24/2021 15:29	181066
Copper	NELAP	0.49		**21.3**	mg/Kg-dry	1	08/24/2021 15:29	181066
Iron	NELAP	4.90		**24400**	mg/Kg-dry	1	08/24/2021 15:29	181066
Lead	NELAP	1.47		**11.4**	mg/Kg-dry	1	08/24/2021 15:29	181066
Magnesium	NELAP	4.90		**26600**	mg/Kg-dry	1	08/24/2021 15:29	181066
Manganese	NELAP	0.44		**657**	mg/Kg-dry	1	08/24/2021 15:29	181066
Nickel	NELAP	0.49		**16.9**	mg/Kg-dry	1	08/24/2021 15:29	181066
Potassium	NELAP	49.0		**1020**	mg/Kg-dry	5	08/25/2021 18:43	181066
Selenium	NELAP	3.92		**< 3.92**	mg/Kg-dry	1	08/24/2021 15:29	181066
Silver	NELAP	0.49		**< 0.49**	mg/Kg-dry	1	08/24/2021 15:29	181066
Sodium	NELAP	9.80		**149**	mg/Kg-dry	1	08/24/2021 15:29	181066
Thallium	NELAP	4.90		**< 4.90**	mg/Kg-dry	1	08/24/2021 15:29	181066
Vanadium	NELAP	0.98		**28.5**	mg/Kg-dry	1	08/24/2021 15:29	181066
Zinc	NELAP	2.94		**58.6**	mg/Kg-dry	1	08/24/2021 15:29	181066
Sample result(s) for Fe exceed 10 times the CCB. Data is reportable per the TNI Standard.								
SW-846 7471B								
Mercury	NELAP	0.012		**0.019**	mg/Kg-dry	1	08/25/2021 13:34	181137
SW-846 3550B, 8081B, CHLORINATED PESTICIDES BY GC/ECD								
4,4´-DDD	NELAP	0.00206		**ND**	mg/Kg-dry	1	08/25/2021 17:01	181122
4,4´-DDE	NELAP	0.00206		**ND**	mg/Kg-dry	1	08/25/2021 17:01	181122
4,4´-DDT	NELAP	0.00206		**ND**	mg/Kg-dry	1	08/25/2021 17:01	181122
Alachlor	NELAP	0.00206		**ND**	mg/Kg-dry	1	08/25/2021 17:01	181122
Aldrin	NELAP	0.00206		**ND**	mg/Kg-dry	1	08/25/2021 17:01	181122
alpha-BHC	NELAP	0.00206		**ND**	mg/Kg-dry	1	08/25/2021 17:01	181122
alpha-Chlordane	NELAP	0.00206		**ND**	mg/Kg-dry	1	08/25/2021 17:01	181122
beta-BHC	NELAP	0.00206		**ND**	mg/Kg-dry	1	08/25/2021 17:01	181122
Chlordane	NELAP	0.00413		**ND**	mg/Kg-dry	1	08/25/2021 17:01	181122
delta-BHC	NELAP	0.00206		**ND**	mg/Kg-dry	1	08/25/2021 17:01	181122
Dieldrin	NELAP	0.00206		**ND**	mg/Kg-dry	1	08/25/2021 17:01	181122
Endosulfan I	NELAP	0.00206		**ND**	mg/Kg-dry	1	08/25/2021 17:01	181122
Endosulfan II	NELAP	0.00206		**ND**	mg/Kg-dry	1	08/25/2021 17:01	181122

Laboratory Results

http://www.teklabinc.com/

Client: Terracon
Work Order: 21081199
Client Project: CCDD 15217050
Report Date: 31-Aug-21
Lab ID: 21081199-003
Client Sample ID: B-6 (0-5)
Matrix: SOLID
Collection Date: 08/18/2021 17:30

Analyses	Certification	RL	Qual	Result	Units	DF	Date Analyzed	Batch
SW-846 3550B, 8081B, CHLORINATED PESTICIDES BY GC/ECD								
Endosulfan sulfate	NELAP	0.00206		**ND**	mg/Kg-dry	1	08/25/2021 17:01	181122
Endrin	NELAP	0.00206		**ND**	mg/Kg-dry	1	08/25/2021 17:01	181122
Endrin aldehyde	NELAP	0.00206		**ND**	mg/Kg-dry	1	08/25/2021 17:01	181122
Endrin ketone	NELAP	0.00206		**ND**	mg/Kg-dry	1	08/25/2021 17:01	181122
gamma-BHC	NELAP	0.00206		**ND**	mg/Kg-dry	1	08/25/2021 17:01	181122
gamma-Chlordane	NELAP	0.00206		**ND**	mg/Kg-dry	1	08/25/2021 17:01	181122
Heptachlor	NELAP	0.00206		**ND**	mg/Kg-dry	1	08/25/2021 17:01	181122
Heptachlor epoxide	NELAP	0.00206		**ND**	mg/Kg-dry	1	08/25/2021 17:01	181122
Methoxychlor	NELAP	0.00206		**ND**	mg/Kg-dry	1	08/25/2021 17:01	181122
Toxaphene	NELAP	0.0371		**ND**	mg/Kg-dry	1	08/25/2021 17:01	181122
Surr: Decachlorobiphenyl	*	29.3-136		**60.2**	%REC	1	08/25/2021 17:01	181122
Surr: Tetrachloro-m-xylene	*	33.8-128		**62.7**	%REC	1	08/25/2021 17:01	181122
SW-846 3550B, 8082, POLYCHLORINATED BIPHENYLS (PCBS) BY GC/ECD								
Aroclor 1016	NELAP	0.0464		**ND**	mg/Kg-dry	1	08/25/2021 12:44	181122
Aroclor 1221	NELAP	0.0464		**ND**	mg/Kg-dry	1	08/25/2021 12:44	181122
Aroclor 1232	NELAP	0.0464		**ND**	mg/Kg-dry	1	08/25/2021 12:44	181122
Aroclor 1242	NELAP	0.0464		**ND**	mg/Kg-dry	1	08/25/2021 12:44	181122
Aroclor 1248	NELAP	0.0464		**ND**	mg/Kg-dry	1	08/25/2021 12:44	181122
Aroclor 1254	NELAP	0.0464		**ND**	mg/Kg-dry	1	08/25/2021 12:44	181122
Aroclor 1260	NELAP	0.0464		**ND**	mg/Kg-dry	1	08/25/2021 12:44	181122
Surr: Decachlorobiphenyl	*	21.6-145		**62.3**	%REC	1	08/25/2021 12:44	181122
Surr: Tetrachloro-meta-xylene	*	19.8-124		**57.1**	%REC	1	08/25/2021 12:44	181122
SW-846 3550B, 8270C SIMS, SEMI-VOLATILE ORGANIC COMPOUNDS BY GC/MS								
2-Methylnaphthalene	NELAP	0.0204		**ND**	mg/Kg-dry	1	08/26/2021 17:16	181164
Acenaphthene	NELAP	0.0041		**ND**	mg/Kg-dry	1	08/26/2021 17:16	181164
Acenaphthylene	NELAP	0.0041		**ND**	mg/Kg-dry	1	08/26/2021 17:16	181164
Anthracene	NELAP	0.0041		**ND**	mg/Kg-dry	1	08/26/2021 17:16	181164
Benzo(a)anthracene	NELAP	0.0122		**ND**	mg/Kg-dry	1	08/26/2021 17:16	181164
Benzo(a)pyrene	NELAP	0.0041		**ND**	mg/Kg-dry	1	08/26/2021 17:16	181164
Benzo(b)fluoranthene	NELAP	0.0041		**ND**	mg/Kg-dry	1	08/26/2021 17:16	181164
Benzo(g,h,i)perylene	NELAP	0.0041		**ND**	mg/Kg-dry	1	08/26/2021 17:16	181164
Benzo(k)fluoranthene	NELAP	0.0041		**ND**	mg/Kg-dry	1	08/26/2021 17:16	181164
Bis(2-ethylhexyl)phthalate	NELAP	0.0818		**ND**	mg/Kg-dry	1	08/26/2021 17:16	181164
Chrysene	NELAP	0.0041		**ND**	mg/Kg-dry	1	08/26/2021 17:16	181164
Dibenzo(a,h)anthracene	NELAP	0.0041		**ND**	mg/Kg-dry	1	08/26/2021 17:16	181164
Diethyl phthalate	NELAP	0.0415		**ND**	mg/Kg-dry	1	08/26/2021 17:16	181164
Dimethyl phthalate	NELAP	0.122		**ND**	mg/Kg-dry	1	08/26/2021 17:16	181164
Di-n-butyl phthalate	NELAP	0.0415		**ND**	mg/Kg-dry	1	08/26/2021 17:16	181164
Fluoranthene	NELAP	0.0041		**ND**	mg/Kg-dry	1	08/26/2021 17:16	181164
Fluorene	NELAP	0.0041		**ND**	mg/Kg-dry	1	08/26/2021 17:16	181164
Indeno(1,2,3-cd)pyrene	NELAP	0.0041		**ND**	mg/Kg-dry	1	08/26/2021 17:16	181164
m,p-Cresol	NELAP	0.0122		**ND**	mg/Kg-dry	1	08/26/2021 17:16	181164
Naphthalene	NELAP	0.0041		**ND**	mg/Kg-dry	1	08/26/2021 17:16	181164
o-Cresol	NELAP	0.0041		**ND**	mg/Kg-dry	1	08/26/2021 17:16	181164
Phenanthrene	NELAP	0.0073		**ND**	mg/Kg-dry	1	08/26/2021 17:16	181164
Pyrene	NELAP	0.0041		**ND**	mg/Kg-dry	1	08/26/2021 17:16	181164
Surr: 2-Fluorobiphenyl	*	42.3-99.4		**58.5**	%REC	1	08/26/2021 17:16	181164

Laboratory Results

http://www.teklabinc.com/

Client: Terracon
Work Order: 21081199
Client Project: CCDD 15217050
Report Date: 31-Aug-21
Lab ID: 21081199-003
Client Sample ID: B-6 (0-5)
Matrix: SOLID
Collection Date: 08/18/2021 17:30

Analyses	Certification	RL	Qual	Result	Units	DF	Date Analyzed	Batch
SW-846 3550B, 8270C SIMS, SEMI-VOLATILE ORGANIC COMPOUNDS BY GC/MS								
Surr: 2-Fluorophenol	*	39.3-99.8		**60.9**	%REC	1	08/26/2021 17:16	181164
Surr: Nitrobenzene-d5	*	37.5-100		**57.5**	%REC	1	08/26/2021 17:16	181164
Surr: Phenol-d5	*	42.6-104		**66.3**	%REC	1	08/26/2021 17:16	181164
Surr: p-Terphenyl-d14	*	31.2-118		**89.9**	%REC	1	08/26/2021 17:16	181164
SW-846 3550B, 8270C, SEMI-VOLATILE ORGANIC COMPOUNDS BY GC/MS								
1,2,4-Trichlorobenzene	NELAP	0.610		**ND**	mg/Kg-dry	1	08/26/2021 17:16	181164
1,2-Dichlorobenzene	NELAP	0.610		**ND**	mg/Kg-dry	1	08/26/2021 17:16	181164
1,3-Dichlorobenzene	NELAP	0.610		**ND**	mg/Kg-dry	1	08/26/2021 17:16	181164
1,4-Dichlorobenzene	NELAP	0.610		**ND**	mg/Kg-dry	1	08/26/2021 17:16	181164
2,4,5-Trichlorophenol	NELAP	0.427		**ND**	mg/Kg-dry	1	08/26/2021 17:16	181164
2,4,6-Trichlorophenol	NELAP	0.427		**ND**	mg/Kg-dry	1	08/26/2021 17:16	181164
2,4-Dichlorophenol	NELAP	0.610		**ND**	mg/Kg-dry	1	08/26/2021 17:16	181164
2,4-Dinitrophenol	NELAP	1.22		**ND**	mg/Kg-dry	1	08/26/2021 17:16	181164
2,4-Dinitrotoluene	NELAP	0.427		**ND**	mg/Kg-dry	1	08/26/2021 17:16	181164
2,6-Dinitrotoluene	NELAP	0.427		**ND**	mg/Kg-dry	1	08/26/2021 17:16	181164
2-Chloronaphthalene	NELAP	0.427		**ND**	mg/Kg-dry	1	08/26/2021 17:16	181164
2-Chlorophenol	NELAP	0.610		**ND**	mg/Kg-dry	1	08/26/2021 17:16	181164
2-Nitroaniline	NELAP	1.22		**ND**	mg/Kg-dry	1	08/26/2021 17:16	181164
2-Nitrophenol	NELAP	0.427		**ND**	mg/Kg-dry	1	08/26/2021 17:16	181164
3,3´-Dichlorobenzidine	NELAP	0.427		**ND**	mg/Kg-dry	1	08/26/2021 17:16	181164
3-Nitroaniline	NELAP	1.22		**ND**	mg/Kg-dry	1	08/26/2021 17:16	181164
4,6-Dinitro-2-methylphenol	NELAP	1.22		**ND**	mg/Kg-dry	1	08/26/2021 17:16	181164
4-Bromophenyl phenyl ether	NELAP	0.427		**ND**	mg/Kg-dry	1	08/26/2021 17:16	181164
4-Chloro-3-methylphenol	NELAP	0.610		**ND**	mg/Kg-dry	1	08/26/2021 17:16	181164
4-Chloroaniline	NELAP	0.610		**ND**	mg/Kg-dry	1	08/26/2021 17:16	181164
4-Chlorophenyl phenyl ether	NELAP	0.427		**ND**	mg/Kg-dry	1	08/26/2021 17:16	181164
4-Nitroaniline	NELAP	0.610		**ND**	mg/Kg-dry	1	08/26/2021 17:16	181164
4-Nitrophenol	NELAP	0.427		**ND**	mg/Kg-dry	1	08/26/2021 17:16	181164
Bis(2-chloroethyl)ether	NELAP	0.610		**ND**	mg/Kg-dry	1	08/26/2021 17:16	181164
Bis(2-chloroisopropyl)ether	NELAP	0.427		**ND**	mg/Kg-dry	1	08/26/2021 17:16	181164
Butyl benzyl phthalate	NELAP	0.427		**ND**	mg/Kg-dry	1	08/26/2021 17:16	181164
Carbazole	NELAP	0.610		**ND**	mg/Kg-dry	1	08/26/2021 17:16	181164
Dibenzofuran	NELAP	0.427		**ND**	mg/Kg-dry	1	08/26/2021 17:16	181164
Hexachlorobenzene	NELAP	0.427		**ND**	mg/Kg-dry	1	08/26/2021 17:16	181164
Hexachlorobutadiene	NELAP	0.610		**ND**	mg/Kg-dry	1	08/26/2021 17:16	181164
Hexachlorocyclopentadiene	NELAP	0.610		**ND**	mg/Kg-dry	1	08/26/2021 17:16	181164
Hexachloroethane	NELAP	0.610		**ND**	mg/Kg-dry	1	08/26/2021 17:16	181164
Isophorone	NELAP	0.427		**ND**	mg/Kg-dry	1	08/26/2021 17:16	181164
Nitrobenzene	NELAP	0.610		**ND**	mg/Kg-dry	1	08/26/2021 17:16	181164
N-Nitrosodimethylamine	NELAP	0.610		**ND**	mg/Kg-dry	1	08/26/2021 17:16	181164
N-Nitroso-di-n-propylamine	NELAP	0.610		**ND**	mg/Kg-dry	1	08/26/2021 17:16	181164
Pentachlorophenol	NELAP	2.44		**ND**	mg/Kg-dry	1	08/26/2021 17:16	181164
Phenol	NELAP	0.427		**ND**	mg/Kg-dry	1	08/26/2021 17:16	181164
Surr: 2,4,6-Tribromophenol	*	26.7-117		**75.5**	%REC	1	08/26/2021 17:16	181164
Surr: 2-Fluorobiphenyl	*	26.4-105		**58.5**	%REC	1	08/26/2021 17:16	181164
Surr: 2-Fluorophenol	*	33.9-102		**60.9**	%REC	1	08/26/2021 17:16	181164
Surr: Nitrobenzene-d5	*	28.5-104		**57.5**	%REC	1	08/26/2021 17:16	181164

Laboratory Results

http://www.teklabinc.com/

Client: Terracon
Work Order: 21081199
Client Project: CCDD 15217050
Report Date: 31-Aug-21
Lab ID: 21081199-003
Client Sample ID: B-6 (0-5)
Matrix: SOLID
Collection Date: 08/18/2021 17:30

Analyses	Certification	RL	Qual	Result	Units	DF	Date Analyzed	Batch
SW-846 3550B, 8270C, SEMI-VOLATILE ORGANIC COMPOUNDS BY GC/MS								
Surr: Phenol-d5	*	36-105		**66.3**	%REC	1	08/26/2021 17:16	181164
Surr: p-Terphenyl-d14	*	33-105		**89.9**	%REC	1	08/26/2021 17:16	181164
SW-846 5035, 8260B, VOLATILE ORGANIC COMPOUNDS BY GC/MS								
1,1,1-Trichloroethane	NELAP	0.0021		**ND**	mg/Kg-dry	1	08/20/2021 16:16	181010
1,1,2,2-Tetrachloroethane	NELAP	0.0021		**ND**	mg/Kg-dry	1	08/20/2021 16:16	181010
1,1,2-Trichloroethane	NELAP	0.0053		**ND**	mg/Kg-dry	1	08/20/2021 16:16	181010
1,1-Dichloroethane	NELAP	0.0021		**ND**	mg/Kg-dry	1	08/20/2021 16:16	181010
1,1-Dichloroethene	NELAP	0.0021		**ND**	mg/Kg-dry	1	08/20/2021 16:16	181010
1,2-Dichloroethane	NELAP	0.0021		**ND**	mg/Kg-dry	1	08/20/2021 16:16	181010
1,2-Dichloropropane	NELAP	0.0021		**ND**	mg/Kg-dry	1	08/20/2021 16:16	181010
2-Butanone	NELAP	0.0265		**ND**	mg/Kg-dry	1	08/20/2021 16:16	181010
2-Hexanone	NELAP	0.0265		**ND**	mg/Kg-dry	1	08/20/2021 16:16	181010
4-Methyl-2-pentanone	NELAP	0.0265		**ND**	mg/Kg-dry	1	08/20/2021 16:16	181010
Acetone	NELAP	0.0265		**ND**	mg/Kg-dry	1	08/20/2021 16:16	181010
Benzene	NELAP	0.0011		**0.0029**	mg/Kg-dry	1	08/20/2021 16:16	181010
Bromodichloromethane	NELAP	0.0021		**ND**	mg/Kg-dry	1	08/20/2021 16:16	181010
Bromoform	NELAP	0.0053		**ND**	mg/Kg-dry	1	08/20/2021 16:16	181010
Bromomethane	NELAP	0.0106		**ND**	mg/Kg-dry	1	08/20/2021 16:16	181010
Carbon disulfide	NELAP	0.0021		**ND**	mg/Kg-dry	1	08/20/2021 16:16	181010
Carbon tetrachloride	NELAP	0.0021		**ND**	mg/Kg-dry	1	08/20/2021 16:16	181010
Chlorobenzene	NELAP	0.0021		**ND**	mg/Kg-dry	1	08/20/2021 16:16	181010
Chloroethane	NELAP	0.0106		**ND**	mg/Kg-dry	1	08/20/2021 16:16	181010
Chloroform	NELAP	0.0021		**ND**	mg/Kg-dry	1	08/20/2021 16:16	181010
Chloromethane	NELAP	0.0106		**ND**	mg/Kg-dry	1	08/20/2021 16:16	181010
cis-1,2-Dichloroethene	NELAP	0.0021		**ND**	mg/Kg-dry	1	08/20/2021 16:16	181010
cis-1,3-Dichloropropene	NELAP	0.0021		**ND**	mg/Kg-dry	1	08/20/2021 16:16	181010
Dibromochloromethane	NELAP	0.0021		**ND**	mg/Kg-dry	1	08/20/2021 16:16	181010
Ethylbenzene	NELAP	0.0021		**ND**	mg/Kg-dry	1	08/20/2021 16:16	181010
Methyl tert-butyl ether	NELAP	0.0021		**ND**	mg/Kg-dry	1	08/20/2021 16:16	181010
Methylene chloride	NELAP	0.0106		**ND**	mg/Kg-dry	1	08/20/2021 16:16	181010
Styrene	NELAP	0.0021		**ND**	mg/Kg-dry	1	08/20/2021 16:16	181010
Tetrachloroethene	NELAP	0.0021		**ND**	mg/Kg-dry	1	08/20/2021 16:16	181010
Toluene	NELAP	0.0021		**0.0052**	mg/Kg-dry	1	08/20/2021 16:16	181010
trans-1,2-Dichloroethene	NELAP	0.0021		**ND**	mg/Kg-dry	1	08/20/2021 16:16	181010
trans-1,3-Dichloropropene	NELAP	0.0021		**ND**	mg/Kg-dry	1	08/20/2021 16:16	181010
Trichloroethene	NELAP	0.0021		**ND**	mg/Kg-dry	1	08/20/2021 16:16	181010
Vinyl chloride	NELAP	0.0021		**ND**	mg/Kg-dry	1	08/20/2021 16:16	181010
Xylenes, Total	NELAP	0.0085		**ND**	mg/Kg-dry	1	08/20/2021 16:16	181010
Surr: 1,2-Dichloroethane-d4	*	74-124		**97.7**	%REC	1	08/20/2021 16:16	181010
Surr: 4-Bromofluorobenzene	*	79.4-123		**94.2**	%REC	1	08/20/2021 16:16	181010
Surr: Dibromofluoromethane	*	89.2-112		**100.9**	%REC	1	08/20/2021 16:16	181010
Surr: Toluene-d8	*	85-115		**87.3**	%REC	1	08/20/2021 16:16	181010

Laboratory Results

http://www.teklabinc.com/

Client: Terracon
Work Order: 21081199
Client Project: CCDD 15217050
Report Date: 31-Aug-21
Lab ID: 21081199-004
Client Sample ID: B-4 (1.5-5.5)
Matrix: SOLID
Collection Date: 08/19/2021 11:50

Analyses	Certification	RL	Qual	Result	Units	DF	Date Analyzed	Batch
EPA SW846 3550C, 5035A, ASTM D2974								
Percent Moisture	*	0.1		**14.0**	%	1	08/20/2021 10:15	R296995
SW-846 9045C								
pH (1:1)	NELAP	1.00		**7.78**		1	08/20/2021 15:52	R296950
SW-846 1311, 3010A, 6010B, METALS IN TCLP EXTRACT BY ICP								
Aluminum	NELAP	0.0500		**< 0.0500**	mg/L	1	08/26/2021 14:29	181186
Iron	NELAP	0.0400		**< 0.0400**	mg/L	1	08/26/2021 14:29	181186
SW-846 3050B, 6010B, METALS BY ICP								
Aluminum	NELAP	5.88		**7770**	mg/Kg-dry	1	08/24/2021 15:32	181066
Antimony	NELAP	4.90		**< 4.90**	mg/Kg-dry	1	08/26/2021 16:03	181158
Arsenic	NELAP	2.45		**6.75**	mg/Kg-dry	1	08/24/2021 15:32	181066
Barium	NELAP	0.49		**118**	mg/Kg-dry	1	08/24/2021 15:32	181066
Beryllium	NELAP	0.05		**0.39**	mg/Kg-dry	1	08/24/2021 15:32	181066
Cadmium	NELAP	0.20		**0.38**	mg/Kg-dry	1	08/24/2021 15:32	181066
Calcium	NELAP	9.80		**4540**	mg/Kg-dry	1	08/24/2021 15:32	181066
Chromium	NELAP	0.49		**11.5**	mg/Kg-dry	1	08/24/2021 15:32	181066
Cobalt	NELAP	0.49		**7.00**	mg/Kg-dry	1	08/24/2021 15:32	181066
Copper	NELAP	0.49		**10.2**	mg/Kg-dry	1	08/24/2021 15:32	181066
Iron	NELAP	4.90		**11100**	mg/Kg-dry	1	08/24/2021 15:32	181066
Lead	NELAP	1.47		**19.3**	mg/Kg-dry	1	08/24/2021 15:32	181066
Magnesium	NELAP	4.90		**1560**	mg/Kg-dry	1	08/24/2021 15:32	181066
Manganese	NELAP	0.44		**888**	mg/Kg-dry	1	08/24/2021 15:32	181066
Nickel	NELAP	0.49		**12.0**	mg/Kg-dry	1	08/24/2021 15:32	181066
Potassium	NELAP	49.0		**1190**	mg/Kg-dry	5	08/25/2021 18:46	181066
Selenium	NELAP	3.92		**< 3.92**	mg/Kg-dry	1	08/24/2021 15:32	181066
Silver	NELAP	0.49		**< 0.49**	mg/Kg-dry	1	08/24/2021 15:32	181066
Sodium	NELAP	9.80		**40.9**	mg/Kg-dry	1	08/24/2021 15:32	181066
Thallium	NELAP	4.90		**< 4.90**	mg/Kg-dry	1	08/24/2021 15:32	181066
Vanadium	NELAP	0.98		**22.6**	mg/Kg-dry	1	08/24/2021 15:32	181066
Zinc	NELAP	2.94		**49.5**	mg/Kg-dry	1	08/24/2021 15:32	181066
Sample result(s) for Fe exceed 10 times the CCB. Data is reportable per the TNI Standard.								
SW-846 7471B								
Mercury	NELAP	0.011		**0.024**	mg/Kg-dry	1	08/25/2021 13:36	181137
SW-846 3550B, 8081B, CHLORINATED PESTICIDES BY GC/ECD								
4,4´-DDD	NELAP	0.0194		**ND**	mg/Kg-dry	10	08/25/2021 17:15	181122
4,4´-DDE	NELAP	0.0194		**ND**	mg/Kg-dry	10	08/25/2021 17:15	181122
4,4´-DDT	NELAP	0.0194		**ND**	mg/Kg-dry	10	08/25/2021 17:15	181122
Alachlor	NELAP	0.0194		**ND**	mg/Kg-dry	10	08/25/2021 17:15	181122
Aldrin	NELAP	0.0194		**ND**	mg/Kg-dry	10	08/25/2021 17:15	181122
alpha-BHC	NELAP	0.0194		**ND**	mg/Kg-dry	10	08/25/2021 17:15	181122
alpha-Chlordane	NELAP	0.0194		**ND**	mg/Kg-dry	10	08/25/2021 17:15	181122
beta-BHC	NELAP	0.0194		**ND**	mg/Kg-dry	10	08/25/2021 17:15	181122
Chlordane	NELAP	0.0388		**ND**	mg/Kg-dry	10	08/25/2021 17:15	181122
delta-BHC	NELAP	0.0194		**ND**	mg/Kg-dry	10	08/25/2021 17:15	181122
Dieldrin	NELAP	0.0194		**ND**	mg/Kg-dry	10	08/25/2021 17:15	181122
Endosulfan I	NELAP	0.0194		**ND**	mg/Kg-dry	10	08/25/2021 17:15	181122
Endosulfan II	NELAP	0.0194		**ND**	mg/Kg-dry	10	08/25/2021 17:15	181122

Laboratory Results

http://www.teklabinc.com/

Client: Terracon
Work Order: 21081199
Client Project: CCDD 15217050
Report Date: 31-Aug-21
Lab ID: 21081199-004
Client Sample ID: B-4 (1.5-5.5)
Matrix: SOLID
Collection Date: 08/19/2021 11:50

Analyses	Certification	RL	Qual	Result	Units	DF	Date Analyzed	Batch
SW-846 3550B, 8081B, CHLORINATED PESTICIDES BY GC/ECD								
Endosulfan sulfate	NELAP	0.0194		**ND**	mg/Kg-dry	10	08/25/2021 17:15	181122
Endrin	NELAP	0.0194		**ND**	mg/Kg-dry	10	08/25/2021 17:15	181122
Endrin aldehyde	NELAP	0.0194		**ND**	mg/Kg-dry	10	08/25/2021 17:15	181122
Endrin ketone	NELAP	0.0194		**ND**	mg/Kg-dry	10	08/25/2021 17:15	181122
gamma-BHC	NELAP	0.0194		**ND**	mg/Kg-dry	10	08/25/2021 17:15	181122
gamma-Chlordane	NELAP	0.0194		**ND**	mg/Kg-dry	10	08/25/2021 17:15	181122
Heptachlor	NELAP	0.0194		**ND**	mg/Kg-dry	10	08/25/2021 17:15	181122
Heptachlor epoxide	NELAP	0.0194		**ND**	mg/Kg-dry	10	08/25/2021 17:15	181122
Methoxychlor	NELAP	0.0194		**ND**	mg/Kg-dry	10	08/25/2021 17:15	181122
Toxaphene	NELAP	0.349		**ND**	mg/Kg-dry	10	08/25/2021 17:15	181122
Surr: Decachlorobiphenyl	*	29.3-136		**132.5**	%REC	10	08/25/2021 17:15	181122
Surr: Tetrachloro-m-xylene	*	33.8-128		**104.1**	%REC	10	08/25/2021 17:15	181122
Elevated reporting limit due to sample extract composition.								
SW-846 3550B, 8082, POLYCHLORINATED BIPHENYLS (PCBS) BY GC/ECD								
Aroclor 1016	NELAP	0.0436		**ND**	mg/Kg-dry	1	08/25/2021 12:59	181122
Aroclor 1221	NELAP	0.0436		**ND**	mg/Kg-dry	1	08/25/2021 12:59	181122
Aroclor 1232	NELAP	0.0436		**ND**	mg/Kg-dry	1	08/25/2021 12:59	181122
Aroclor 1242	NELAP	0.0436		**ND**	mg/Kg-dry	1	08/25/2021 12:59	181122
Aroclor 1248	NELAP	0.0436		**ND**	mg/Kg-dry	1	08/25/2021 12:59	181122
Aroclor 1254	NELAP	0.0436		**ND**	mg/Kg-dry	1	08/25/2021 12:59	181122
Aroclor 1260	NELAP	0.0436		**ND**	mg/Kg-dry	1	08/25/2021 12:59	181122
Surr: Decachlorobiphenyl	*	21.6-145		**101.3**	%REC	1	08/25/2021 12:59	181122
Surr: Tetrachloro-meta-xylene	*	19.8-124		**89.2**	%REC	1	08/25/2021 12:59	181122
SW-846 3550B, 8270C SIMS, SEMI-VOLATILE ORGANIC COMPOUNDS BY GC/MS								
2-Methylnaphthalene	NELAP	0.0190		**ND**	mg/Kg-dry	1	08/26/2021 17:53	181164
Acenaphthene	NELAP	0.0039		**ND**	mg/Kg-dry	1	08/26/2021 17:53	181164
Acenaphthylene	NELAP	0.0039		**ND**	mg/Kg-dry	1	08/26/2021 17:53	181164
Anthracene	NELAP	0.0039		**ND**	mg/Kg-dry	1	08/26/2021 17:53	181164
Benzo(a)anthracene	NELAP	0.0114		**ND**	mg/Kg-dry	1	08/26/2021 17:53	181164
Benzo(a)pyrene	NELAP	0.0039		**ND**	mg/Kg-dry	1	08/26/2021 17:53	181164
Benzo(b)fluoranthene	NELAP	0.0039		**0.0042**	mg/Kg-dry	1	08/26/2021 17:53	181164
Benzo(g,h,i)perylene	NELAP	0.0039		**ND**	mg/Kg-dry	1	08/26/2021 17:53	181164
Benzo(k)fluoranthene	NELAP	0.0039		**ND**	mg/Kg-dry	1	08/26/2021 17:53	181164
Bis(2-ethylhexyl)phthalate	NELAP	0.0763		**ND**	mg/Kg-dry	1	08/26/2021 17:53	181164
Chrysene	NELAP	0.0039		**ND**	mg/Kg-dry	1	08/26/2021 17:53	181164
Dibenzo(a,h)anthracene	NELAP	0.0039		**ND**	mg/Kg-dry	1	08/26/2021 17:53	181164
Diethyl phthalate	NELAP	0.0387		**ND**	mg/Kg-dry	1	08/26/2021 17:53	181164
Dimethyl phthalate	NELAP	0.114		**ND**	mg/Kg-dry	1	08/26/2021 17:53	181164
Di-n-butyl phthalate	NELAP	0.0387		**ND**	mg/Kg-dry	1	08/26/2021 17:53	181164
Fluoranthene	NELAP	0.0039		**0.0046**	mg/Kg-dry	1	08/26/2021 17:53	181164
Fluorene	NELAP	0.0039		**ND**	mg/Kg-dry	1	08/26/2021 17:53	181164
Indeno(1,2,3-cd)pyrene	NELAP	0.0039		**ND**	mg/Kg-dry	1	08/26/2021 17:53	181164
m,p-Cresol	NELAP	0.0114		**ND**	mg/Kg-dry	1	08/26/2021 17:53	181164
Naphthalene	NELAP	0.0039		**ND**	mg/Kg-dry	1	08/26/2021 17:53	181164
o-Cresol	NELAP	0.0039		**ND**	mg/Kg-dry	1	08/26/2021 17:53	181164
Phenanthrene	NELAP	0.0068		**ND**	mg/Kg-dry	1	08/26/2021 17:53	181164
Pyrene	NELAP	0.0039		**ND**	mg/Kg-dry	1	08/26/2021 17:53	181164

Laboratory Results

http://www.teklabinc.com/

Client: Terracon
Work Order: 21081199
Client Project: CCDD 15217050
Report Date: 31-Aug-21
Lab ID: 21081199-004
Client Sample ID: B-4 (1.5-5.5)
Matrix: SOLID
Collection Date: 08/19/2021 11:50

Analyses	Certification	RL	Qual	Result	Units	DF	Date Analyzed	Batch
SW-846 3550B, 8270C SIMS, SEMI-VOLATILE ORGANIC COMPOUNDS BY GC/MS								
Surr: 2-Fluorobiphenyl	*	42.3-99.4		**69.9**	%REC	1	08/26/2021 17:53	181164
Surr: 2-Fluorophenol	*	39.3-99.8		**71.5**	%REC	1	08/26/2021 17:53	181164
Surr: Nitrobenzene-d5	*	37.5-100		**64.3**	%REC	1	08/26/2021 17:53	181164
Surr: Phenol-d5	*	42.6-104		**74.8**	%REC	1	08/26/2021 17:53	181164
Surr: p-Terphenyl-d14	*	31.2-118		**88.5**	%REC	1	08/26/2021 17:53	181164
SW-846 3550B, 8270C, SEMI-VOLATILE ORGANIC COMPOUNDS BY GC/MS								
1,2,4-Trichlorobenzene	NELAP	0.570		**ND**	mg/Kg-dry	1	08/26/2021 17:53	181164
1,2-Dichlorobenzene	NELAP	0.570		**ND**	mg/Kg-dry	1	08/26/2021 17:53	181164
1,3-Dichlorobenzene	NELAP	0.570		**ND**	mg/Kg-dry	1	08/26/2021 17:53	181164
1,4-Dichlorobenzene	NELAP	0.570		**ND**	mg/Kg-dry	1	08/26/2021 17:53	181164
2,4,5-Trichlorophenol	NELAP	0.399		**ND**	mg/Kg-dry	1	08/26/2021 17:53	181164
2,4,6-Trichlorophenol	NELAP	0.399		**ND**	mg/Kg-dry	1	08/26/2021 17:53	181164
2,4-Dichlorophenol	NELAP	0.570		**ND**	mg/Kg-dry	1	08/26/2021 17:53	181164
2,4-Dinitrophenol	NELAP	1.14		**ND**	mg/Kg-dry	1	08/26/2021 17:53	181164
2,4-Dinitrotoluene	NELAP	0.399		**ND**	mg/Kg-dry	1	08/26/2021 17:53	181164
2,6-Dinitrotoluene	NELAP	0.399		**ND**	mg/Kg-dry	1	08/26/2021 17:53	181164
2-Chloronaphthalene	NELAP	0.399		**ND**	mg/Kg-dry	1	08/26/2021 17:53	181164
2-Chlorophenol	NELAP	0.570		**ND**	mg/Kg-dry	1	08/26/2021 17:53	181164
2-Nitroaniline	NELAP	1.14		**ND**	mg/Kg-dry	1	08/26/2021 17:53	181164
2-Nitrophenol	NELAP	0.399		**ND**	mg/Kg-dry	1	08/26/2021 17:53	181164
3,3´-Dichlorobenzidine	NELAP	0.399		**ND**	mg/Kg-dry	1	08/26/2021 17:53	181164
3-Nitroaniline	NELAP	1.14		**ND**	mg/Kg-dry	1	08/26/2021 17:53	181164
4,6-Dinitro-2-methylphenol	NELAP	1.14		**ND**	mg/Kg-dry	1	08/26/2021 17:53	181164
4-Bromophenyl phenyl ether	NELAP	0.399		**ND**	mg/Kg-dry	1	08/26/2021 17:53	181164
4-Chloro-3-methylphenol	NELAP	0.570		**ND**	mg/Kg-dry	1	08/26/2021 17:53	181164
4-Chloroaniline	NELAP	0.570		**ND**	mg/Kg-dry	1	08/26/2021 17:53	181164
4-Chlorophenyl phenyl ether	NELAP	0.399		**ND**	mg/Kg-dry	1	08/26/2021 17:53	181164
4-Nitroaniline	NELAP	0.570		**ND**	mg/Kg-dry	1	08/26/2021 17:53	181164
4-Nitrophenol	NELAP	0.399		**ND**	mg/Kg-dry	1	08/26/2021 17:53	181164
Bis(2-chloroethyl)ether	NELAP	0.570		**ND**	mg/Kg-dry	1	08/26/2021 17:53	181164
Bis(2-chloroisopropyl)ether	NELAP	0.399		**ND**	mg/Kg-dry	1	08/26/2021 17:53	181164
Butyl benzyl phthalate	NELAP	0.399		**ND**	mg/Kg-dry	1	08/26/2021 17:53	181164
Carbazole	NELAP	0.570		**ND**	mg/Kg-dry	1	08/26/2021 17:53	181164
Dibenzofuran	NELAP	0.399		**ND**	mg/Kg-dry	1	08/26/2021 17:53	181164
Hexachlorobenzene	NELAP	0.399		**ND**	mg/Kg-dry	1	08/26/2021 17:53	181164
Hexachlorobutadiene	NELAP	0.570		**ND**	mg/Kg-dry	1	08/26/2021 17:53	181164
Hexachlorocyclopentadiene	NELAP	0.570		**ND**	mg/Kg-dry	1	08/26/2021 17:53	181164
Hexachloroethane	NELAP	0.570		**ND**	mg/Kg-dry	1	08/26/2021 17:53	181164
Isophorone	NELAP	0.399		**ND**	mg/Kg-dry	1	08/26/2021 17:53	181164
Nitrobenzene	NELAP	0.570		**ND**	mg/Kg-dry	1	08/26/2021 17:53	181164
N-Nitrosodimethylamine	NELAP	0.570		**ND**	mg/Kg-dry	1	08/26/2021 17:53	181164
N-Nitroso-di-n-propylamine	NELAP	0.570		**ND**	mg/Kg-dry	1	08/26/2021 17:53	181164
Pentachlorophenol	NELAP	2.28		**ND**	mg/Kg-dry	1	08/26/2021 17:53	181164
Phenol	NELAP	0.399		**ND**	mg/Kg-dry	1	08/26/2021 17:53	181164
Surr: 2,4,6-Tribromophenol	*	26.7-117		**80.3**	%REC	1	08/26/2021 17:53	181164
Surr: 2-Fluorobiphenyl	*	26.4-105		**69.9**	%REC	1	08/26/2021 17:53	181164
Surr: 2-Fluorophenol	*	33.9-102		**71.5**	%REC	1	08/26/2021 17:53	181164

Laboratory Results

http://www.teklabinc.com/

Client: Terracon
Work Order: 21081199
Client Project: CCDD 15217050
Report Date: 31-Aug-21
Lab ID: 21081199-004
Client Sample ID: B-4 (1.5-5.5)
Matrix: SOLID
Collection Date: 08/19/2021 11:50

Analyses	Certification	RL	Qual	Result	Units	DF	Date Analyzed	Batch
SW-846 3550B, 8270C, SEMI-VOLATILE ORGANIC COMPOUNDS BY GC/MS								
Surr: Nitrobenzene-d5	*	28.5-104		**64.3**	%REC	1	08/26/2021 17:53	181164
Surr: Phenol-d5	*	36-105		**74.8**	%REC	1	08/26/2021 17:53	181164
Surr: p-Terphenyl-d14	*	33-105		**88.5**	%REC	1	08/26/2021 17:53	181164
SW-846 5035, 8260B, VOLATILE ORGANIC COMPOUNDS BY GC/MS								
1,1,1-Trichloroethane	NELAP	0.0020		**ND**	mg/Kg-dry	1	08/20/2021 16:42	181010
1,1,2,2-Tetrachloroethane	NELAP	0.0020		**ND**	mg/Kg-dry	1	08/20/2021 16:42	181010
1,1,2-Trichloroethane	NELAP	0.0049		**ND**	mg/Kg-dry	1	08/20/2021 16:42	181010
1,1-Dichloroethane	NELAP	0.0020		**ND**	mg/Kg-dry	1	08/20/2021 16:42	181010
1,1-Dichloroethene	NELAP	0.0020		**ND**	mg/Kg-dry	1	08/20/2021 16:42	181010
1,2-Dichloroethane	NELAP	0.0020		**ND**	mg/Kg-dry	1	08/20/2021 16:42	181010
1,2-Dichloropropane	NELAP	0.0020		**ND**	mg/Kg-dry	1	08/20/2021 16:42	181010
2-Butanone	NELAP	0.0246		**ND**	mg/Kg-dry	1	08/20/2021 16:42	181010
2-Hexanone	NELAP	0.0246		**ND**	mg/Kg-dry	1	08/20/2021 16:42	181010
4-Methyl-2-pentanone	NELAP	0.0246		**ND**	mg/Kg-dry	1	08/20/2021 16:42	181010
Acetone	NELAP	0.0246		**ND**	mg/Kg-dry	1	08/20/2021 16:42	181010
Benzene	NELAP	0.0010		**ND**	mg/Kg-dry	1	08/20/2021 16:42	181010
Bromodichloromethane	NELAP	0.0020		**ND**	mg/Kg-dry	1	08/20/2021 16:42	181010
Bromoform	NELAP	0.0049		**ND**	mg/Kg-dry	1	08/20/2021 16:42	181010
Bromomethane	NELAP	0.0098		**ND**	mg/Kg-dry	1	08/20/2021 16:42	181010
Carbon disulfide	NELAP	0.0020		**ND**	mg/Kg-dry	1	08/20/2021 16:42	181010
Carbon tetrachloride	NELAP	0.0020		**ND**	mg/Kg-dry	1	08/20/2021 16:42	181010
Chlorobenzene	NELAP	0.0020		**ND**	mg/Kg-dry	1	08/20/2021 16:42	181010
Chloroethane	NELAP	0.0098		**ND**	mg/Kg-dry	1	08/20/2021 16:42	181010
Chloroform	NELAP	0.0020		**ND**	mg/Kg-dry	1	08/20/2021 16:42	181010
Chloromethane	NELAP	0.0098		**ND**	mg/Kg-dry	1	08/20/2021 16:42	181010
cis-1,2-Dichloroethene	NELAP	0.0020		**ND**	mg/Kg-dry	1	08/20/2021 16:42	181010
cis-1,3-Dichloropropene	NELAP	0.0020		**ND**	mg/Kg-dry	1	08/20/2021 16:42	181010
Dibromochloromethane	NELAP	0.0020		**ND**	mg/Kg-dry	1	08/20/2021 16:42	181010
Ethylbenzene	NELAP	0.0020		**ND**	mg/Kg-dry	1	08/20/2021 16:42	181010
Methyl tert-butyl ether	NELAP	0.0020		**ND**	mg/Kg-dry	1	08/20/2021 16:42	181010
Methylene chloride	NELAP	0.0098		**ND**	mg/Kg-dry	1	08/20/2021 16:42	181010
Styrene	NELAP	0.0020		**ND**	mg/Kg-dry	1	08/20/2021 16:42	181010
Tetrachloroethene	NELAP	0.0020		**ND**	mg/Kg-dry	1	08/20/2021 16:42	181010
Toluene	NELAP	0.0020		**ND**	mg/Kg-dry	1	08/20/2021 16:42	181010
trans-1,2-Dichloroethene	NELAP	0.0020		**ND**	mg/Kg-dry	1	08/20/2021 16:42	181010
trans-1,3-Dichloropropene	NELAP	0.0020		**ND**	mg/Kg-dry	1	08/20/2021 16:42	181010
Trichloroethene	NELAP	0.0020		**ND**	mg/Kg-dry	1	08/20/2021 16:42	181010
Vinyl chloride	NELAP	0.0020		**ND**	mg/Kg-dry	1	08/20/2021 16:42	181010
Xylenes, Total	NELAP	0.0079		**ND**	mg/Kg-dry	1	08/20/2021 16:42	181010
Surr: 1,2-Dichloroethane-d4	*	74-124		**101.1**	%REC	1	08/20/2021 16:42	181010
Surr: 4-Bromofluorobenzene	*	79.4-123		**94.5**	%REC	1	08/20/2021 16:42	181010
Surr: Dibromofluoromethane	*	89.2-112		**102.6**	%REC	1	08/20/2021 16:42	181010
Surr: Toluene-d8	*	85-115		**86.7**	%REC	1	08/20/2021 16:42	181010

Laboratory Results

http://www.teklabinc.com/

Client: Terracon
Work Order: 21081199
Client Project: CCDD 15217050
Report Date: 31-Aug-21
Lab ID: 21081199-005
Client Sample ID: B-5 (1.5-5.5)
Matrix: SOLID
Collection Date: 08/19/2021 12:00

Analyses	Certification	RL	Qual	Result	Units	DF	Date Analyzed	Batch
EPA SW846 3550C, 5035A, ASTM D2974								
Percent Moisture	*	0.1		**19.8**	%	1	08/20/2021 10:15	R296995
SW-846 9045C								
pH (1:1)	NELAP	1.00		**7.34**		1	08/20/2021 15:54	R296950
SW-846 1311, 3010A, 6010B, METALS IN TCLP EXTRACT BY ICP								
Aluminum	NELAP	0.0500		**< 0.0500**	mg/L	1	08/26/2021 14:33	181186
Iron	NELAP	0.0400		**< 0.0400**	mg/L	1	08/26/2021 14:33	181186
SW-846 3050B, 6010B, METALS BY ICP								
Aluminum	NELAP	5.66		**8090**	mg/Kg-dry	1	08/24/2021 15:36	181066
Antimony	NELAP	4.81		**< 4.81**	mg/Kg-dry	1	08/26/2021 16:05	181158
Arsenic	NELAP	2.36		**5.02**	mg/Kg-dry	1	08/25/2021 18:54	181066
Barium	NELAP	0.47		**126**	mg/Kg-dry	1	08/24/2021 15:36	181066
Beryllium	NELAP	0.05		**0.43**	mg/Kg-dry	1	08/24/2021 15:36	181066
Cadmium	NELAP	0.19		**0.38**	mg/Kg-dry	1	08/24/2021 15:36	181066
Calcium	NELAP	9.43		**37600**	mg/Kg-dry	1	08/24/2021 15:36	181066
Chromium	NELAP	0.47		**15.4**	mg/Kg-dry	1	08/24/2021 15:36	181066
Cobalt	NELAP	0.47		**9.33**	mg/Kg-dry	1	08/24/2021 15:36	181066
Copper	NELAP	0.47		**14.0**	mg/Kg-dry	1	08/24/2021 15:36	181066
Iron	NELAP	4.72		**14100**	mg/Kg-dry	1	08/24/2021 15:36	181066
Lead	NELAP	1.42		**8.56**	mg/Kg-dry	1	08/24/2021 15:36	181066
Magnesium	NELAP	4.72		**22300**	mg/Kg-dry	1	08/24/2021 15:36	181066
Manganese	NELAP	0.42		**963**	mg/Kg-dry	1	08/24/2021 15:36	181066
Nickel	NELAP	0.47		**21.9**	mg/Kg-dry	1	08/24/2021 15:36	181066
Potassium	NELAP	47.2		**1220**	mg/Kg-dry	5	08/25/2021 18:50	181066
Selenium	NELAP	3.77		**< 3.77**	mg/Kg-dry	1	08/24/2021 15:36	181066
Silver	NELAP	0.47		**< 0.47**	mg/Kg-dry	1	08/24/2021 15:36	181066
Sodium	NELAP	9.43		**160**	mg/Kg-dry	1	08/24/2021 15:36	181066
Thallium	NELAP	4.72		**< 4.72**	mg/Kg-dry	1	08/24/2021 15:36	181066
Vanadium	NELAP	0.94		**27.8**	mg/Kg-dry	1	08/24/2021 15:36	181066
Zinc	NELAP	2.83		**44.3**	mg/Kg-dry	1	08/24/2021 15:36	181066
Sample result(s) for Fe exceed 10 times the CCB. Data is reportable per the TNI Standard.								
SW-846 7471B								
Mercury	NELAP	0.012		**0.013**	mg/Kg-dry	1	08/25/2021 13:43	181137
SW-846 3550B, 8081B, CHLORINATED PESTICIDES BY GC/ECD								
4,4´-DDD	NELAP	0.00206		**ND**	mg/Kg-dry	1	08/25/2021 17:29	181122
4,4´-DDE	NELAP	0.00206		**ND**	mg/Kg-dry	1	08/25/2021 17:29	181122
4,4´-DDT	NELAP	0.00206		**ND**	mg/Kg-dry	1	08/25/2021 17:29	181122
Alachlor	NELAP	0.00206		**ND**	mg/Kg-dry	1	08/25/2021 17:29	181122
Aldrin	NELAP	0.00206		**ND**	mg/Kg-dry	1	08/25/2021 17:29	181122
alpha-BHC	NELAP	0.00206		**ND**	mg/Kg-dry	1	08/25/2021 17:29	181122
alpha-Chlordane	NELAP	0.00206		**ND**	mg/Kg-dry	1	08/25/2021 17:29	181122
beta-BHC	NELAP	0.00206		**ND**	mg/Kg-dry	1	08/25/2021 17:29	181122
Chlordane	NELAP	0.00411		**ND**	mg/Kg-dry	1	08/25/2021 17:29	181122
delta-BHC	NELAP	0.00206		**ND**	mg/Kg-dry	1	08/25/2021 17:29	181122
Dieldrin	NELAP	0.00206		**ND**	mg/Kg-dry	1	08/25/2021 17:29	181122
Endosulfan I	NELAP	0.00206		**ND**	mg/Kg-dry	1	08/25/2021 17:29	181122
Endosulfan II	NELAP	0.00206		**ND**	mg/Kg-dry	1	08/25/2021 17:29	181122

Laboratory Results

http://www.teklabinc.com/

Client: Terracon
Work Order: 21081199
Client Project: CCDD 15217050
Report Date: 31-Aug-21
Lab ID: 21081199-005
Client Sample ID: B-5 (1.5-5.5)
Matrix: SOLID
Collection Date: 08/19/2021 12:00

Analyses	Certification	RL	Qual	Result	Units	DF	Date Analyzed	Batch
SW-846 3550B, 8081B, CHLORINATED PESTICIDES BY GC/ECD								
Endosulfan sulfate	NELAP	0.00206		**ND**	mg/Kg-dry	1	08/25/2021 17:29	181122
Endrin	NELAP	0.00206		**ND**	mg/Kg-dry	1	08/25/2021 17:29	181122
Endrin aldehyde	NELAP	0.00206		**ND**	mg/Kg-dry	1	08/25/2021 17:29	181122
Endrin ketone	NELAP	0.00206		**ND**	mg/Kg-dry	1	08/25/2021 17:29	181122
gamma-BHC	NELAP	0.00206		**ND**	mg/Kg-dry	1	08/25/2021 17:29	181122
gamma-Chlordane	NELAP	0.00206		**ND**	mg/Kg-dry	1	08/25/2021 17:29	181122
Heptachlor	NELAP	0.00206		**ND**	mg/Kg-dry	1	08/25/2021 17:29	181122
Heptachlor epoxide	NELAP	0.00206		**ND**	mg/Kg-dry	1	08/25/2021 17:29	181122
Methoxychlor	NELAP	0.00206		**ND**	mg/Kg-dry	1	08/25/2021 17:29	181122
Toxaphene	NELAP	0.0369		**ND**	mg/Kg-dry	1	08/25/2021 17:29	181122
Surr: Decachlorobiphenyl	*	29.3-136		**80.8**	%REC	1	08/25/2021 17:29	181122
Surr: Tetrachloro-m-xylene	*	33.8-128		**80.3**	%REC	1	08/25/2021 17:29	181122
SW-846 3550B, 8082, POLYCHLORINATED BIPHENYLS (PCBS) BY GC/ECD								
Aroclor 1016	NELAP	0.0462		**ND**	mg/Kg-dry	1	08/25/2021 13:14	181122
Aroclor 1221	NELAP	0.0462		**ND**	mg/Kg-dry	1	08/25/2021 13:14	181122
Aroclor 1232	NELAP	0.0462		**ND**	mg/Kg-dry	1	08/25/2021 13:14	181122
Aroclor 1242	NELAP	0.0462		**ND**	mg/Kg-dry	1	08/25/2021 13:14	181122
Aroclor 1248	NELAP	0.0462		**ND**	mg/Kg-dry	1	08/25/2021 13:14	181122
Aroclor 1254	NELAP	0.0462		**ND**	mg/Kg-dry	1	08/25/2021 13:14	181122
Aroclor 1260	NELAP	0.0462		**ND**	mg/Kg-dry	1	08/25/2021 13:14	181122
Surr: Decachlorobiphenyl	*	21.6-145		**86.6**	%REC	1	08/25/2021 13:14	181122
Surr: Tetrachloro-meta-xylene	*	19.8-124		**77.2**	%REC	1	08/25/2021 13:14	181122
SW-846 3550B, 8270C SIMS, SEMI-VOLATILE ORGANIC COMPOUNDS BY GC/MS								
2-Methylnaphthalene	NELAP	0.0203		**ND**	mg/Kg-dry	1	08/26/2021 16:26	181179
Acenaphthene	NELAP	0.0041		**ND**	mg/Kg-dry	1	08/26/2021 16:26	181179
Acenaphthylene	NELAP	0.0041		**ND**	mg/Kg-dry	1	08/26/2021 16:26	181179
Anthracene	NELAP	0.0041		**ND**	mg/Kg-dry	1	08/26/2021 16:26	181179
Benzo(a)anthracene	NELAP	0.0122		**ND**	mg/Kg-dry	1	08/26/2021 16:26	181179
Benzo(a)pyrene	NELAP	0.0041		**ND**	mg/Kg-dry	1	08/26/2021 16:26	181179
Benzo(b)fluoranthene	NELAP	0.0041		**ND**	mg/Kg-dry	1	08/26/2021 16:26	181179
Benzo(g,h,i)perylene	NELAP	0.0041		**ND**	mg/Kg-dry	1	08/26/2021 16:26	181179
Benzo(k)fluoranthene	NELAP	0.0041		**ND**	mg/Kg-dry	1	08/26/2021 16:26	181179
Bis(2-ethylhexyl)phthalate	NELAP	0.0815		**ND**	mg/Kg-dry	1	08/26/2021 16:26	181179
Chrysene	NELAP	0.0041		**ND**	mg/Kg-dry	1	08/26/2021 16:26	181179
Dibenzo(a,h)anthracene	NELAP	0.0041		**ND**	mg/Kg-dry	1	08/26/2021 16:26	181179
Diethyl phthalate	NELAP	0.0414		**ND**	mg/Kg-dry	1	08/26/2021 16:26	181179
Dimethyl phthalate	NELAP	0.122		**ND**	mg/Kg-dry	1	08/26/2021 16:26	181179
Di-n-butyl phthalate	NELAP	0.0414		**ND**	mg/Kg-dry	1	08/26/2021 16:26	181179
Fluoranthene	NELAP	0.0041		**ND**	mg/Kg-dry	1	08/26/2021 16:26	181179
Fluorene	NELAP	0.0041		**ND**	mg/Kg-dry	1	08/26/2021 16:26	181179
Indeno(1,2,3-cd)pyrene	NELAP	0.0041		**ND**	mg/Kg-dry	1	08/26/2021 16:26	181179
m,p-Cresol	NELAP	0.0122		**ND**	mg/Kg-dry	1	08/26/2021 16:26	181179
Naphthalene	NELAP	0.0041		**ND**	mg/Kg-dry	1	08/26/2021 16:26	181179
o-Cresol	NELAP	0.0041		**ND**	mg/Kg-dry	1	08/26/2021 16:26	181179
Phenanthrene	NELAP	0.0073		**ND**	mg/Kg-dry	1	08/26/2021 16:26	181179
Pyrene	NELAP	0.0041		**ND**	mg/Kg-dry	1	08/26/2021 16:26	181179
Surr: 2-Fluorobiphenyl	*	42.3-99.4		**82.8**	%REC	1	08/26/2021 16:26	181179

Laboratory Results

http://www.teklabinc.com/

Client: Terracon
Work Order: 21081199
Client Project: CCDD 15217050
Report Date: 31-Aug-21
Lab ID: 21081199-005
Client Sample ID: B-5 (1.5-5.5)
Matrix: SOLID
Collection Date: 08/19/2021 12:00

Analyses	Certification	RL	Qual	Result	Units	DF	Date Analyzed	Batch
SW-846 3550B, 8270C SIMS, SEMI-VOLATILE ORGANIC COMPOUNDS BY GC/MS								
Surr: 2-Fluorophenol	*	39.3-99.8		**81.3**	%REC	1	08/26/2021 16:26	181179
Surr: Nitrobenzene-d5	*	37.5-100		**84.0**	%REC	1	08/26/2021 16:26	181179
Surr: Phenol-d5	*	42.6-104		**87.5**	%REC	1	08/26/2021 16:26	181179
Surr: p-Terphenyl-d14	*	31.2-118		**97.8**	%REC	1	08/26/2021 16:26	181179
SW-846 3550B, 8270C, SEMI-VOLATILE ORGANIC COMPOUNDS BY GC/MS								
1,2,4-Trichlorobenzene	NELAP	0.608		**ND**	mg/Kg-dry	1	08/26/2021 16:26	181179
1,2-Dichlorobenzene	NELAP	0.608		**ND**	mg/Kg-dry	1	08/26/2021 16:26	181179
1,3-Dichlorobenzene	NELAP	0.608		**ND**	mg/Kg-dry	1	08/26/2021 16:26	181179
1,4-Dichlorobenzene	NELAP	0.608		**ND**	mg/Kg-dry	1	08/26/2021 16:26	181179
2,4,5-Trichlorophenol	NELAP	0.426		**ND**	mg/Kg-dry	1	08/26/2021 16:26	181179
2,4,6-Trichlorophenol	NELAP	0.426		**ND**	mg/Kg-dry	1	08/26/2021 16:26	181179
2,4-Dichlorophenol	NELAP	0.608		**ND**	mg/Kg-dry	1	08/26/2021 16:26	181179
2,4-Dinitrophenol	NELAP	1.22		**ND**	mg/Kg-dry	1	08/26/2021 16:26	181179
2,4-Dinitrotoluene	NELAP	0.426		**ND**	mg/Kg-dry	1	08/26/2021 16:26	181179
2,6-Dinitrotoluene	NELAP	0.426		**ND**	mg/Kg-dry	1	08/26/2021 16:26	181179
2-Chloronaphthalene	NELAP	0.426		**ND**	mg/Kg-dry	1	08/26/2021 16:26	181179
2-Chlorophenol	NELAP	0.608		**ND**	mg/Kg-dry	1	08/26/2021 16:26	181179
2-Nitroaniline	NELAP	1.22		**ND**	mg/Kg-dry	1	08/26/2021 16:26	181179
2-Nitrophenol	NELAP	0.426		**ND**	mg/Kg-dry	1	08/26/2021 16:26	181179
3,3´-Dichlorobenzidine	NELAP	0.426		**ND**	mg/Kg-dry	1	08/26/2021 16:26	181179
3-Nitroaniline	NELAP	1.22		**ND**	mg/Kg-dry	1	08/26/2021 16:26	181179
4,6-Dinitro-2-methylphenol	NELAP	1.22		**ND**	mg/Kg-dry	1	08/26/2021 16:26	181179
4-Bromophenyl phenyl ether	NELAP	0.426		**ND**	mg/Kg-dry	1	08/26/2021 16:26	181179
4-Chloro-3-methylphenol	NELAP	0.608		**ND**	mg/Kg-dry	1	08/26/2021 16:26	181179
4-Chloroaniline	NELAP	0.608		**ND**	mg/Kg-dry	1	08/26/2021 16:26	181179
4-Chlorophenyl phenyl ether	NELAP	0.426		**ND**	mg/Kg-dry	1	08/26/2021 16:26	181179
4-Nitroaniline	NELAP	0.608		**ND**	mg/Kg-dry	1	08/26/2021 16:26	181179
4-Nitrophenol	NELAP	0.426		**ND**	mg/Kg-dry	1	08/26/2021 16:26	181179
Bis(2-chloroethyl)ether	NELAP	0.608		**ND**	mg/Kg-dry	1	08/26/2021 16:26	181179
Bis(2-chloroisopropyl)ether	NELAP	0.426		**ND**	mg/Kg-dry	1	08/26/2021 16:26	181179
Butyl benzyl phthalate	NELAP	0.426		**ND**	mg/Kg-dry	1	08/26/2021 16:26	181179
Carbazole	NELAP	0.608		**ND**	mg/Kg-dry	1	08/26/2021 16:26	181179
Dibenzofuran	NELAP	0.426		**ND**	mg/Kg-dry	1	08/26/2021 16:26	181179
Hexachlorobenzene	NELAP	0.426		**ND**	mg/Kg-dry	1	08/26/2021 16:26	181179
Hexachlorobutadiene	NELAP	0.608		**ND**	mg/Kg-dry	1	08/26/2021 16:26	181179
Hexachlorocyclopentadiene	NELAP	0.608		**ND**	mg/Kg-dry	1	08/26/2021 16:26	181179
Hexachloroethane	NELAP	0.608		**ND**	mg/Kg-dry	1	08/26/2021 16:26	181179
Isophorone	NELAP	0.426		**ND**	mg/Kg-dry	1	08/26/2021 16:26	181179
Nitrobenzene	NELAP	0.608		**ND**	mg/Kg-dry	1	08/26/2021 16:26	181179
N-Nitrosodimethylamine	NELAP	0.608		**ND**	mg/Kg-dry	1	08/26/2021 16:26	181179
N-Nitroso-di-n-propylamine	NELAP	0.608		**ND**	mg/Kg-dry	1	08/26/2021 16:26	181179
Pentachlorophenol	NELAP	2.43		**ND**	mg/Kg-dry	1	08/26/2021 16:26	181179
Phenol	NELAP	0.426		**ND**	mg/Kg-dry	1	08/26/2021 16:26	181179
Surr: 2,4,6-Tribromophenol	*	26.7-117		**85.1**	%REC	1	08/26/2021 16:26	181179
Surr: 2-Fluorobiphenyl	*	26.4-105		**82.8**	%REC	1	08/26/2021 16:26	181179
Surr: 2-Fluorophenol	*	33.9-102		**81.3**	%REC	1	08/26/2021 16:26	181179
Surr: Nitrobenzene-d5	*	28.5-104		**84.0**	%REC	1	08/26/2021 16:26	181179

Laboratory Results

http://www.teklabinc.com/

Client: Terracon
Work Order: 21081199
Client Project: CCDD 15217050
Report Date: 31-Aug-21
Lab ID: 21081199-005
Client Sample ID: B-5 (1.5-5.5)
Matrix: SOLID
Collection Date: 08/19/2021 12:00

Analyses	Certification	RL	Qual	Result	Units	DF	Date Analyzed	Batch
SW-846 3550B, 8270C, SEMI-VOLATILE ORGANIC COMPOUNDS BY GC/MS								
Surr: Phenol-d5	*	36-105		**87.5**	%REC	1	08/26/2021 16:26	181179
Surr: p-Terphenyl-d14	*	33-105		**97.8**	%REC	1	08/26/2021 16:26	181179
SW-846 5035, 8260B, VOLATILE ORGANIC COMPOUNDS BY GC/MS								
1,1,1-Trichloroethane	NELAP	0.0020		**ND**	mg/Kg-dry	1	08/20/2021 17:08	181010
1,1,2,2-Tetrachloroethane	NELAP	0.0020		**ND**	mg/Kg-dry	1	08/20/2021 17:08	181010
1,1,2-Trichloroethane	NELAP	0.0050		**ND**	mg/Kg-dry	1	08/20/2021 17:08	181010
1,1-Dichloroethane	NELAP	0.0020		**ND**	mg/Kg-dry	1	08/20/2021 17:08	181010
1,1-Dichloroethene	NELAP	0.0020		**ND**	mg/Kg-dry	1	08/20/2021 17:08	181010
1,2-Dichloroethane	NELAP	0.0020		**ND**	mg/Kg-dry	1	08/20/2021 17:08	181010
1,2-Dichloropropane	NELAP	0.0020		**ND**	mg/Kg-dry	1	08/20/2021 17:08	181010
2-Butanone	NELAP	0.0253		**ND**	mg/Kg-dry	1	08/20/2021 17:08	181010
2-Hexanone	NELAP	0.0253		**ND**	mg/Kg-dry	1	08/20/2021 17:08	181010
4-Methyl-2-pentanone	NELAP	0.0253		**ND**	mg/Kg-dry	1	08/20/2021 17:08	181010
Acetone	NELAP	0.0253		**ND**	mg/Kg-dry	1	08/20/2021 17:08	181010
Benzene	NELAP	0.0010		**0.0019**	mg/Kg-dry	1	08/20/2021 17:08	181010
Bromodichloromethane	NELAP	0.0020		**ND**	mg/Kg-dry	1	08/20/2021 17:08	181010
Bromoform	NELAP	0.0050		**ND**	mg/Kg-dry	1	08/20/2021 17:08	181010
Bromomethane	NELAP	0.0101		**ND**	mg/Kg-dry	1	08/20/2021 17:08	181010
Carbon disulfide	NELAP	0.0020		**ND**	mg/Kg-dry	1	08/20/2021 17:08	181010
Carbon tetrachloride	NELAP	0.0020		**ND**	mg/Kg-dry	1	08/20/2021 17:08	181010
Chlorobenzene	NELAP	0.0020		**ND**	mg/Kg-dry	1	08/20/2021 17:08	181010
Chloroethane	NELAP	0.0101		**ND**	mg/Kg-dry	1	08/20/2021 17:08	181010
Chloroform	NELAP	0.0020		**ND**	mg/Kg-dry	1	08/20/2021 17:08	181010
Chloromethane	NELAP	0.0101		**ND**	mg/Kg-dry	1	08/20/2021 17:08	181010
cis-1,2-Dichloroethene	NELAP	0.0020		**ND**	mg/Kg-dry	1	08/20/2021 17:08	181010
cis-1,3-Dichloropropene	NELAP	0.0020		**ND**	mg/Kg-dry	1	08/20/2021 17:08	181010
Dibromochloromethane	NELAP	0.0020		**ND**	mg/Kg-dry	1	08/20/2021 17:08	181010
Ethylbenzene	NELAP	0.0020		**ND**	mg/Kg-dry	1	08/20/2021 17:08	181010
Methyl tert-butyl ether	NELAP	0.0020		**ND**	mg/Kg-dry	1	08/20/2021 17:08	181010
Methylene chloride	NELAP	0.0101		**ND**	mg/Kg-dry	1	08/20/2021 17:08	181010
Styrene	NELAP	0.0020		**ND**	mg/Kg-dry	1	08/20/2021 17:08	181010
Tetrachloroethene	NELAP	0.0020		**ND**	mg/Kg-dry	1	08/20/2021 17:08	181010
Toluene	NELAP	0.0020		**0.0035**	mg/Kg-dry	1	08/20/2021 17:08	181010
trans-1,2-Dichloroethene	NELAP	0.0020		**ND**	mg/Kg-dry	1	08/20/2021 17:08	181010
trans-1,3-Dichloropropene	NELAP	0.0020		**ND**	mg/Kg-dry	1	08/20/2021 17:08	181010
Trichloroethene	NELAP	0.0020		**ND**	mg/Kg-dry	1	08/20/2021 17:08	181010
Vinyl chloride	NELAP	0.0020		**ND**	mg/Kg-dry	1	08/20/2021 17:08	181010
Xylenes, Total	NELAP	0.0081		**ND**	mg/Kg-dry	1	08/20/2021 17:08	181010
Surr: 1,2-Dichloroethane-d4	*	74-124		**101.2**	%REC	1	08/20/2021 17:08	181010
Surr: 4-Bromofluorobenzene	*	79.4-123		**94.4**	%REC	1	08/20/2021 17:08	181010
Surr: Dibromofluoromethane	*	89.2-112		**102.2**	%REC	1	08/20/2021 17:08	181010
Surr: Toluene-d8	*	85-115		**86.2**	%REC	1	08/20/2021 17:08	181010

Laboratory Results

http://www.teklabinc.com/

Client: Terracon
Work Order: 21081199
Client Project: CCDD 15217050
Report Date: 31-Aug-21
Lab ID: 21081199-006
Client Sample ID: B-12 (1.5-6.5)
Matrix: SOLID
Collection Date: 08/19/2021 12:15

Analyses	Certification	RL	Qual	Result	Units	DF	Date Analyzed	Batch
EPA SW846 3550C, 5035A, ASTM D2974								
Percent Moisture	*	0.1		**23.0**	%	1	08/20/2021 10:15	R296995
SW-846 9045C								
pH (1:1)	NELAP	1.00		**7.81**		1	08/20/2021 15:58	R296950
SW-846 1311, 3010A, 6010B, METALS IN TCLP EXTRACT BY ICP								
Aluminum	NELAP	0.0500		**< 0.0500**	mg/L	1	08/26/2021 14:37	181186
Iron	NELAP	0.0400		**< 0.0400**	mg/L	1	08/26/2021 14:37	181186
SW-846 3050B, 6010B, METALS BY ICP								
Aluminum	NELAP	6.00		**7970**	mg/Kg-dry	1	08/24/2021 15:55	181066
Antimony	NELAP	4.55		**< 4.55**	mg/Kg-dry	1	08/26/2021 16:07	181158
Arsenic	NELAP	2.50		**3.09**	mg/Kg-dry	1	08/25/2021 19:01	181066
Barium	NELAP	0.50		**110**	mg/Kg-dry	1	08/24/2021 15:55	181066
Beryllium	NELAP	0.05		**0.40**	mg/Kg-dry	1	08/24/2021 15:55	181066
Cadmium	NELAP	0.20		**< 0.20**	mg/Kg-dry	1	08/24/2021 15:55	181066
Calcium	NELAP	10.0		**37100**	mg/Kg-dry	1	08/24/2021 15:55	181066
Chromium	NELAP	0.50		**13.3**	mg/Kg-dry	1	08/24/2021 15:55	181066
Cobalt	NELAP	0.50		**5.41**	mg/Kg-dry	1	08/24/2021 15:55	181066
Copper	NELAP	0.50		**12.7**	mg/Kg-dry	1	08/24/2021 15:55	181066
Iron	NELAP	5.00		**13100**	mg/Kg-dry	1	08/24/2021 15:55	181066
Lead	NELAP	1.50		**8.16**	mg/Kg-dry	1	08/24/2021 15:55	181066
Magnesium	NELAP	5.00		**20700**	mg/Kg-dry	1	08/24/2021 15:55	181066
Manganese	NELAP	0.45		**612**	mg/Kg-dry	1	08/24/2021 15:55	181066
Nickel	NELAP	0.50		**14.6**	mg/Kg-dry	1	08/24/2021 15:55	181066
Potassium	NELAP	50.0		**1090**	mg/Kg-dry	5	08/25/2021 18:57	181066
Selenium	NELAP	4.00		**< 4.00**	mg/Kg-dry	1	08/24/2021 15:55	181066
Silver	NELAP	0.50		**< 0.50**	mg/Kg-dry	1	08/24/2021 15:55	181066
Sodium	NELAP	10.0		**122**	mg/Kg-dry	1	08/24/2021 15:55	181066
Thallium	NELAP	5.00		**< 5.00**	mg/Kg-dry	1	08/24/2021 15:55	181066
Vanadium	NELAP	1.00		**26.7**	mg/Kg-dry	1	08/24/2021 15:55	181066
Zinc	NELAP	3.00		**40.7**	mg/Kg-dry	1	08/24/2021 15:55	181066

Sample result(s) for Fe exceed 10 times the CCB. Data is reportable per the TNI Standard.

SW-846 7471B								
Mercury	NELAP	0.013		**0.027**	mg/Kg-dry	1	08/25/2021 13:45	181137
SW-846 3550B, 8081B, CHLORINATED PESTICIDES BY GC/ECD								
4,4´-DDD	NELAP	0.00217		**ND**	mg/Kg-dry	1	08/25/2021 18:25	181122
4,4´-DDE	NELAP	0.00217		**ND**	mg/Kg-dry	1	08/25/2021 18:25	181122
4,4´-DDT	NELAP	0.00217		**ND**	mg/Kg-dry	1	08/25/2021 18:25	181122
Alachlor	NELAP	0.00217		**ND**	mg/Kg-dry	1	08/25/2021 18:25	181122
Aldrin	NELAP	0.00217		**ND**	mg/Kg-dry	1	08/25/2021 18:25	181122
alpha-BHC	NELAP	0.00217		**ND**	mg/Kg-dry	1	08/25/2021 18:25	181122
alpha-Chlordane	NELAP	0.00217		**ND**	mg/Kg-dry	1	08/25/2021 18:25	181122
beta-BHC	NELAP	0.00217		**ND**	mg/Kg-dry	1	08/25/2021 18:25	181122
Chlordane	NELAP	0.00434		**ND**	mg/Kg-dry	1	08/25/2021 18:25	181122
delta-BHC	NELAP	0.00217		**ND**	mg/Kg-dry	1	08/25/2021 18:25	181122
Dieldrin	NELAP	0.00217		**ND**	mg/Kg-dry	1	08/25/2021 18:25	181122
Endosulfan I	NELAP	0.00217		**ND**	mg/Kg-dry	1	08/25/2021 18:25	181122
Endosulfan II	NELAP	0.00217		**ND**	mg/Kg-dry	1	08/25/2021 18:25	181122

Laboratory Results

http://www.teklabinc.com/

Client: Terracon
Work Order: 21081199
Client Project: CCDD 15217050
Report Date: 31-Aug-21
Lab ID: 21081199-006
Client Sample ID: B-12 (1.5-6.5)
Matrix: SOLID
Collection Date: 08/19/2021 12:15

Analyses	Certification	RL	Qual	Result	Units	DF	Date Analyzed	Batch
SW-846 3550B, 8081B, CHLORINATED PESTICIDES BY GC/ECD								
Endosulfan sulfate	NELAP	0.00217		**ND**	mg/Kg-dry	1	08/25/2021 18:25	181122
Endrin	NELAP	0.00217		**ND**	mg/Kg-dry	1	08/25/2021 18:25	181122
Endrin aldehyde	NELAP	0.00217		**ND**	mg/Kg-dry	1	08/25/2021 18:25	181122
Endrin ketone	NELAP	0.00217		**ND**	mg/Kg-dry	1	08/25/2021 18:25	181122
gamma-BHC	NELAP	0.00217		**ND**	mg/Kg-dry	1	08/25/2021 18:25	181122
gamma-Chlordane	NELAP	0.00217		**ND**	mg/Kg-dry	1	08/25/2021 18:25	181122
Heptachlor	NELAP	0.00217		**ND**	mg/Kg-dry	1	08/25/2021 18:25	181122
Heptachlor epoxide	NELAP	0.00217		**ND**	mg/Kg-dry	1	08/25/2021 18:25	181122
Methoxychlor	NELAP	0.00217		**ND**	mg/Kg-dry	1	08/25/2021 18:25	181122
Toxaphene	NELAP	0.0389		**ND**	mg/Kg-dry	1	08/25/2021 18:25	181122
Surr: Decachlorobiphenyl	*	29.3-136		**73.9**	%REC	1	08/25/2021 18:25	181122
Surr: Tetrachloro-m-xylene	*	33.8-128		**73.2**	%REC	1	08/25/2021 18:25	181122
SW-846 3550B, 8082, POLYCHLORINATED BIPHENYLS (PCBS) BY GC/ECD								
Aroclor 1016	NELAP	0.0487		**ND**	mg/Kg-dry	1	08/25/2021 13:29	181122
Aroclor 1221	NELAP	0.0487		**ND**	mg/Kg-dry	1	08/25/2021 13:29	181122
Aroclor 1232	NELAP	0.0487		**ND**	mg/Kg-dry	1	08/25/2021 13:29	181122
Aroclor 1242	NELAP	0.0487		**ND**	mg/Kg-dry	1	08/25/2021 13:29	181122
Aroclor 1248	NELAP	0.0487		**ND**	mg/Kg-dry	1	08/25/2021 13:29	181122
Aroclor 1254	NELAP	0.0487		**ND**	mg/Kg-dry	1	08/25/2021 13:29	181122
Aroclor 1260	NELAP	0.0487		**ND**	mg/Kg-dry	1	08/25/2021 13:29	181122
Surr: Decachlorobiphenyl	*	21.6-145		**75.0**	%REC	1	08/25/2021 13:29	181122
Surr: Tetrachloro-meta-xylene	*	19.8-124		**67.9**	%REC	1	08/25/2021 13:29	181122
SW-846 3550B, 8270C SIMS, SEMI-VOLATILE ORGANIC COMPOUNDS BY GC/MS								
2-Methylnaphthalene	NELAP	0.0213		**ND**	mg/Kg-dry	1	08/26/2021 17:00	181179
Acenaphthene	NELAP	0.0043		**ND**	mg/Kg-dry	1	08/26/2021 17:00	181179
Acenaphthylene	NELAP	0.0043		**ND**	mg/Kg-dry	1	08/26/2021 17:00	181179
Anthracene	NELAP	0.0043		**ND**	mg/Kg-dry	1	08/26/2021 17:00	181179
Benzo(a)anthracene	NELAP	0.0128		**ND**	mg/Kg-dry	1	08/26/2021 17:00	181179
Benzo(a)pyrene	NELAP	0.0043		**ND**	mg/Kg-dry	1	08/26/2021 17:00	181179
Benzo(b)fluoranthene	NELAP	0.0043		**ND**	mg/Kg-dry	1	08/26/2021 17:00	181179
Benzo(g,h,i)perylene	NELAP	0.0043		**ND**	mg/Kg-dry	1	08/26/2021 17:00	181179
Benzo(k)fluoranthene	NELAP	0.0043		**ND**	mg/Kg-dry	1	08/26/2021 17:00	181179
Bis(2-ethylhexyl)phthalate	NELAP	0.0857		**ND**	mg/Kg-dry	1	08/26/2021 17:00	181179
Chrysene	NELAP	0.0043		**ND**	mg/Kg-dry	1	08/26/2021 17:00	181179
Dibenzo(a,h)anthracene	NELAP	0.0043		**ND**	mg/Kg-dry	1	08/26/2021 17:00	181179
Diethyl phthalate	NELAP	0.0435		**ND**	mg/Kg-dry	1	08/26/2021 17:00	181179
Dimethyl phthalate	NELAP	0.128		**ND**	mg/Kg-dry	1	08/26/2021 17:00	181179
Di-n-butyl phthalate	NELAP	0.0435		**ND**	mg/Kg-dry	1	08/26/2021 17:00	181179
Fluoranthene	NELAP	0.0043		**ND**	mg/Kg-dry	1	08/26/2021 17:00	181179
Fluorene	NELAP	0.0043		**ND**	mg/Kg-dry	1	08/26/2021 17:00	181179
Indeno(1,2,3-cd)pyrene	NELAP	0.0043		**ND**	mg/Kg-dry	1	08/26/2021 17:00	181179
m,p-Cresol	NELAP	0.0128		**ND**	mg/Kg-dry	1	08/26/2021 17:00	181179
Naphthalene	NELAP	0.0043		**ND**	mg/Kg-dry	1	08/26/2021 17:00	181179
o-Cresol	NELAP	0.0043		**ND**	mg/Kg-dry	1	08/26/2021 17:00	181179
Phenanthrene	NELAP	0.0077		**ND**	mg/Kg-dry	1	08/26/2021 17:00	181179
Pyrene	NELAP	0.0043		**ND**	mg/Kg-dry	1	08/26/2021 17:00	181179
Surr: 2-Fluorobiphenyl	*	42.3-99.4		**83.0**	%REC	1	08/26/2021 17:00	181179

Laboratory Results

http://www.teklabinc.com/

Client: Terracon
Work Order: 21081199
Client Project: CCDD 15217050
Report Date: 31-Aug-21
Lab ID: 21081199-006
Client Sample ID: B-12 (1.5-6.5)
Matrix: SOLID
Collection Date: 08/19/2021 12:15

Analyses	Certification	RL	Qual	Result	Units	DF	Date Analyzed	Batch
SW-846 3550B, 8270C SIMS, SEMI-VOLATILE ORGANIC COMPOUNDS BY GC/MS								
Surr: 2-Fluorophenol	*	39.3-99.8		**77.4**	%REC	1	08/26/2021 17:00	181179
Surr: Nitrobenzene-d5	*	37.5-100		**83.9**	%REC	1	08/26/2021 17:00	181179
Surr: Phenol-d5	*	42.6-104		**83.4**	%REC	1	08/26/2021 17:00	181179
Surr: p-Terphenyl-d14	*	31.2-118		**101.4**	%REC	1	08/26/2021 17:00	181179
SW-846 3550B, 8270C, SEMI-VOLATILE ORGANIC COMPOUNDS BY GC/MS								
1,2,4-Trichlorobenzene	NELAP	0.639		**ND**	mg/Kg-dry	1	08/26/2021 17:00	181179
1,2-Dichlorobenzene	NELAP	0.639		**ND**	mg/Kg-dry	1	08/26/2021 17:00	181179
1,3-Dichlorobenzene	NELAP	0.639		**ND**	mg/Kg-dry	1	08/26/2021 17:00	181179
1,4-Dichlorobenzene	NELAP	0.639		**ND**	mg/Kg-dry	1	08/26/2021 17:00	181179
2,4,5-Trichlorophenol	NELAP	0.447		**ND**	mg/Kg-dry	1	08/26/2021 17:00	181179
2,4,6-Trichlorophenol	NELAP	0.447		**ND**	mg/Kg-dry	1	08/26/2021 17:00	181179
2,4-Dichlorophenol	NELAP	0.639		**ND**	mg/Kg-dry	1	08/26/2021 17:00	181179
2,4-Dinitrophenol	NELAP	1.28		**ND**	mg/Kg-dry	1	08/26/2021 17:00	181179
2,4-Dinitrotoluene	NELAP	0.447		**ND**	mg/Kg-dry	1	08/26/2021 17:00	181179
2,6-Dinitrotoluene	NELAP	0.447		**ND**	mg/Kg-dry	1	08/26/2021 17:00	181179
2-Chloronaphthalene	NELAP	0.447		**ND**	mg/Kg-dry	1	08/26/2021 17:00	181179
2-Chlorophenol	NELAP	0.639		**ND**	mg/Kg-dry	1	08/26/2021 17:00	181179
2-Nitroaniline	NELAP	1.28		**ND**	mg/Kg-dry	1	08/26/2021 17:00	181179
2-Nitrophenol	NELAP	0.447		**ND**	mg/Kg-dry	1	08/26/2021 17:00	181179
3,3´-Dichlorobenzidine	NELAP	0.447		**ND**	mg/Kg-dry	1	08/26/2021 17:00	181179
3-Nitroaniline	NELAP	1.28		**ND**	mg/Kg-dry	1	08/26/2021 17:00	181179
4,6-Dinitro-2-methylphenol	NELAP	1.28		**ND**	mg/Kg-dry	1	08/26/2021 17:00	181179
4-Bromophenyl phenyl ether	NELAP	0.447		**ND**	mg/Kg-dry	1	08/26/2021 17:00	181179
4-Chloro-3-methylphenol	NELAP	0.639		**ND**	mg/Kg-dry	1	08/26/2021 17:00	181179
4-Chloroaniline	NELAP	0.639		**ND**	mg/Kg-dry	1	08/26/2021 17:00	181179
4-Chlorophenyl phenyl ether	NELAP	0.447		**ND**	mg/Kg-dry	1	08/26/2021 17:00	181179
4-Nitroaniline	NELAP	0.639		**ND**	mg/Kg-dry	1	08/26/2021 17:00	181179
4-Nitrophenol	NELAP	0.447		**ND**	mg/Kg-dry	1	08/26/2021 17:00	181179
Bis(2-chloroethyl)ether	NELAP	0.639		**ND**	mg/Kg-dry	1	08/26/2021 17:00	181179
Bis(2-chloroisopropyl)ether	NELAP	0.447		**ND**	mg/Kg-dry	1	08/26/2021 17:00	181179
Butyl benzyl phthalate	NELAP	0.447		**ND**	mg/Kg-dry	1	08/26/2021 17:00	181179
Carbazole	NELAP	0.639		**ND**	mg/Kg-dry	1	08/26/2021 17:00	181179
Dibenzofuran	NELAP	0.447		**ND**	mg/Kg-dry	1	08/26/2021 17:00	181179
Hexachlorobenzene	NELAP	0.447		**ND**	mg/Kg-dry	1	08/26/2021 17:00	181179
Hexachlorobutadiene	NELAP	0.639		**ND**	mg/Kg-dry	1	08/26/2021 17:00	181179
Hexachlorocyclopentadiene	NELAP	0.639		**ND**	mg/Kg-dry	1	08/26/2021 17:00	181179
Hexachloroethane	NELAP	0.639		**ND**	mg/Kg-dry	1	08/26/2021 17:00	181179
Isophorone	NELAP	0.447		**ND**	mg/Kg-dry	1	08/26/2021 17:00	181179
Nitrobenzene	NELAP	0.639		**ND**	mg/Kg-dry	1	08/26/2021 17:00	181179
N-Nitrosodimethylamine	NELAP	0.639		**ND**	mg/Kg-dry	1	08/26/2021 17:00	181179
N-Nitroso-di-n-propylamine	NELAP	0.639		**ND**	mg/Kg-dry	1	08/26/2021 17:00	181179
Pentachlorophenol	NELAP	2.56		**ND**	mg/Kg-dry	1	08/26/2021 17:00	181179
Phenol	NELAP	0.447		**ND**	mg/Kg-dry	1	08/26/2021 17:00	181179
Surr: 2,4,6-Tribromophenol	*	26.7-117		**84.1**	%REC	1	08/26/2021 17:00	181179
Surr: 2-Fluorobiphenyl	*	26.4-105		**83.0**	%REC	1	08/26/2021 17:00	181179
Surr: 2-Fluorophenol	*	33.9-102		**77.4**	%REC	1	08/26/2021 17:00	181179
Surr: Nitrobenzene-d5	*	28.5-104		**83.9**	%REC	1	08/26/2021 17:00	181179

Laboratory Results

http://www.teklabinc.com/

Client: Terracon
Work Order: 21081199
Client Project: CCDD 15217050
Report Date: 31-Aug-21
Lab ID: 21081199-006
Client Sample ID: B-12 (1.5-6.5)
Matrix: SOLID
Collection Date: 08/19/2021 12:15

Analyses	Certification	RL	Qual	Result	Units	DF	Date Analyzed	Batch
SW-846 3550B, 8270C, SEMI-VOLATILE ORGANIC COMPOUNDS BY GC/MS								
Surr: Phenol-d5	*	36-105		**83.4**	%REC	1	08/26/2021 17:00	181179
Surr: p-Terphenyl-d14	*	33-105		**101.4**	%REC	1	08/26/2021 17:00	181179
SW-846 5035, 8260B, VOLATILE ORGANIC COMPOUNDS BY GC/MS								
1,1,1-Trichloroethane	NELAP	0.0022		**ND**	mg/Kg-dry	1	08/20/2021 17:34	181010
1,1,2,2-Tetrachloroethane	NELAP	0.0022		**ND**	mg/Kg-dry	1	08/20/2021 17:34	181010
1,1,2-Trichloroethane	NELAP	0.0054		**ND**	mg/Kg-dry	1	08/20/2021 17:34	181010
1,1-Dichloroethane	NELAP	0.0022		**ND**	mg/Kg-dry	1	08/20/2021 17:34	181010
1,1-Dichloroethene	NELAP	0.0022		**ND**	mg/Kg-dry	1	08/20/2021 17:34	181010
1,2-Dichloroethane	NELAP	0.0022		**ND**	mg/Kg-dry	1	08/20/2021 17:34	181010
1,2-Dichloropropane	NELAP	0.0022		**ND**	mg/Kg-dry	1	08/20/2021 17:34	181010
2-Butanone	NELAP	0.0271		**ND**	mg/Kg-dry	1	08/20/2021 17:34	181010
2-Hexanone	NELAP	0.0271		**ND**	mg/Kg-dry	1	08/20/2021 17:34	181010
4-Methyl-2-pentanone	NELAP	0.0271		**ND**	mg/Kg-dry	1	08/20/2021 17:34	181010
Acetone	NELAP	0.0271		**ND**	mg/Kg-dry	1	08/20/2021 17:34	181010
Benzene	NELAP	0.0011		**0.0017**	mg/Kg-dry	1	08/20/2021 17:34	181010
Bromodichloromethane	NELAP	0.0022		**ND**	mg/Kg-dry	1	08/20/2021 17:34	181010
Bromoform	NELAP	0.0054		**ND**	mg/Kg-dry	1	08/20/2021 17:34	181010
Bromomethane	NELAP	0.0109		**ND**	mg/Kg-dry	1	08/20/2021 17:34	181010
Carbon disulfide	NELAP	0.0022		**ND**	mg/Kg-dry	1	08/20/2021 17:34	181010
Carbon tetrachloride	NELAP	0.0022		**ND**	mg/Kg-dry	1	08/20/2021 17:34	181010
Chlorobenzene	NELAP	0.0022		**ND**	mg/Kg-dry	1	08/20/2021 17:34	181010
Chloroethane	NELAP	0.0109		**ND**	mg/Kg-dry	1	08/20/2021 17:34	181010
Chloroform	NELAP	0.0022		**ND**	mg/Kg-dry	1	08/20/2021 17:34	181010
Chloromethane	NELAP	0.0109		**ND**	mg/Kg-dry	1	08/20/2021 17:34	181010
cis-1,2-Dichloroethene	NELAP	0.0022		**ND**	mg/Kg-dry	1	08/20/2021 17:34	181010
cis-1,3-Dichloropropene	NELAP	0.0022		**ND**	mg/Kg-dry	1	08/20/2021 17:34	181010
Dibromochloromethane	NELAP	0.0022		**ND**	mg/Kg-dry	1	08/20/2021 17:34	181010
Ethylbenzene	NELAP	0.0022		**ND**	mg/Kg-dry	1	08/20/2021 17:34	181010
Methyl tert-butyl ether	NELAP	0.0022		**ND**	mg/Kg-dry	1	08/20/2021 17:34	181010
Methylene chloride	NELAP	0.0109		**ND**	mg/Kg-dry	1	08/20/2021 17:34	181010
Styrene	NELAP	0.0022		**ND**	mg/Kg-dry	1	08/20/2021 17:34	181010
Tetrachloroethene	NELAP	0.0022		**ND**	mg/Kg-dry	1	08/20/2021 17:34	181010
Toluene	NELAP	0.0022		**0.0028**	mg/Kg-dry	1	08/20/2021 17:34	181010
trans-1,2-Dichloroethene	NELAP	0.0022		**ND**	mg/Kg-dry	1	08/20/2021 17:34	181010
trans-1,3-Dichloropropene	NELAP	0.0022		**ND**	mg/Kg-dry	1	08/20/2021 17:34	181010
Trichloroethene	NELAP	0.0022		**ND**	mg/Kg-dry	1	08/20/2021 17:34	181010
Vinyl chloride	NELAP	0.0022		**ND**	mg/Kg-dry	1	08/20/2021 17:34	181010
Xylenes, Total	NELAP	0.0087		**ND**	mg/Kg-dry	1	08/20/2021 17:34	181010
Surr: 1,2-Dichloroethane-d4	*	74-124		**101.2**	%REC	1	08/20/2021 17:34	181010
Surr: 4-Bromofluorobenzene	*	79.4-123		**94.2**	%REC	1	08/20/2021 17:34	181010
Surr: Dibromofluoromethane	*	89.2-112		**101.9**	%REC	1	08/20/2021 17:34	181010
Surr: Toluene-d8	*	85-115		**87.1**	%REC	1	08/20/2021 17:34	181010

Laboratory Results

http://www.teklabinc.com/

Client: Terracon
Work Order: 21081199
Client Project: CCDD 15217050
Report Date: 31-Aug-21
Lab ID: 21081199-007
Client Sample ID: B-1 (1.5-5.5)
Matrix: SOLID
Collection Date: 08/19/2021 12:30

Analyses	Certification	RL	Qual	Result	Units	DF	Date Analyzed	Batch
EPA SW846 3550C, 5035A, ASTM D2974								
Percent Moisture	*	0.1		**18.7**	%	1	08/20/2021 10:25	R296995
SW-846 9045C								
pH (1:1)	NELAP	1.00		**8.10**		1	08/20/2021 16:02	R296950
SW-846 1311, 3010A, 6010B, METALS IN TCLP EXTRACT BY ICP								
Aluminum	NELAP	0.0500		**< 0.0500**	mg/L	1	08/26/2021 14:40	181186
Iron	NELAP	0.0400		**0.249**	mg/L	1	08/26/2021 14:40	181186
SW-846 3050B, 6010B, METALS BY ICP								
Aluminum	NELAP	5.77	S	**7530**	mg/Kg-dry	1	08/24/2021 15:58	181066
Antimony	NELAP	5.00		**< 5.00**	mg/Kg-dry	1	08/26/2021 16:16	181158
Arsenic	NELAP	2.40		**4.22**	mg/Kg-dry	1	08/24/2021 15:58	181066
Barium	NELAP	0.48		**70.5**	mg/Kg-dry	1	08/24/2021 15:58	181066
Beryllium	NELAP	0.05		**0.37**	mg/Kg-dry	1	08/24/2021 15:58	181066
Cadmium	NELAP	0.19		**< 0.19**	mg/Kg-dry	1	08/24/2021 15:58	181066
Calcium	NELAP	9.62	S	**44000**	mg/Kg-dry	1	08/24/2021 15:58	181066
Chromium	NELAP	0.48		**20.2**	mg/Kg-dry	1	08/24/2021 15:58	181066
Cobalt	NELAP	0.48		**5.54**	mg/Kg-dry	1	08/24/2021 15:58	181066
Copper	NELAP	0.48		**11.8**	mg/Kg-dry	1	08/24/2021 15:58	181066
Iron	NELAP	4.81	S	**14700**	mg/Kg-dry	1	08/24/2021 15:58	181066
Lead	NELAP	1.44		**5.70**	mg/Kg-dry	1	08/24/2021 15:58	181066
Magnesium	NELAP	4.81	S	**25700**	mg/Kg-dry	1	08/24/2021 15:58	181066
Manganese	NELAP	0.43	S	**542**	mg/Kg-dry	1	08/24/2021 15:58	181066
Nickel	NELAP	0.48		**13.0**	mg/Kg-dry	1	08/24/2021 15:58	181066
Potassium	NELAP	45.5	S	**891**	mg/Kg-dry	5	08/30/2021 13:58	181232
Selenium	NELAP	3.85		**< 3.85**	mg/Kg-dry	1	08/24/2021 15:58	181066
Silver	NELAP	0.48		**< 0.48**	mg/Kg-dry	1	08/24/2021 15:58	181066
Sodium	NELAP	9.62		**148**	mg/Kg-dry	1	08/24/2021 15:58	181066
Thallium	NELAP	4.81		**< 4.81**	mg/Kg-dry	1	08/24/2021 15:58	181066
Vanadium	NELAP	0.96		**29.1**	mg/Kg-dry	1	08/24/2021 15:58	181066
Zinc	NELAP	2.88		**27.1**	mg/Kg-dry	1	08/24/2021 15:58	181066

Matrix spike did not recover for K within control limits due to sample composition. Verified by re-prepped and re-analysis.
Sample result(s) for Fe exceed 10 times the CCB. Data is reportable per the TNI Standard.
Matrix spike control limits for Al, Ca, Fe, Mg, and Mn are not applicable due to high sample/spike ratio.

SW-846 7471B								
Mercury	NELAP	0.012		**0.019**	mg/Kg-dry	1	08/25/2021 13:47	181137
SW-846 3550B, 8081B, CHLORINATED PESTICIDES BY GC/ECD								
4,4´-DDD	NELAP	0.00197		**ND**	mg/Kg-dry	1	08/25/2021 18:39	181122
4,4´-DDE	NELAP	0.00197		**ND**	mg/Kg-dry	1	08/25/2021 18:39	181122
4,4´-DDT	NELAP	0.00197		**ND**	mg/Kg-dry	1	08/25/2021 18:39	181122
Alachlor	NELAP	0.00197		**ND**	mg/Kg-dry	1	08/25/2021 18:39	181122
Aldrin	NELAP	0.00197		**ND**	mg/Kg-dry	1	08/25/2021 18:39	181122
alpha-BHC	NELAP	0.00197		**ND**	mg/Kg-dry	1	08/25/2021 18:39	181122
alpha-Chlordane	NELAP	0.00197		**ND**	mg/Kg-dry	1	08/25/2021 18:39	181122
beta-BHC	NELAP	0.00197		**ND**	mg/Kg-dry	1	08/25/2021 18:39	181122
Chlordane	NELAP	0.00394		**ND**	mg/Kg-dry	1	08/25/2021 18:39	181122
delta-BHC	NELAP	0.00197		**ND**	mg/Kg-dry	1	08/25/2021 18:39	181122
Dieldrin	NELAP	0.00197		**ND**	mg/Kg-dry	1	08/25/2021 18:39	181122
Endosulfan I	NELAP	0.00197		**ND**	mg/Kg-dry	1	08/25/2021 18:39	181122

Laboratory Results

http://www.teklabinc.com/

Client: Terracon
Client Project: CCDD 15217050
Lab ID: 21081199-007
Matrix: SOLID

Work Order: 21081199
Report Date: 31-Aug-21
Client Sample ID: B-1 (1.5-5.5)
Collection Date: 08/19/2021 12:30

Analyses	Certification	RL	Qual	Result	Units	DF	Date Analyzed	Batch
SW-846 3550B, 8081B, CHLORINATED PESTICIDES BY GC/ECD								
Endosulfan II	NELAP	0.00197		**ND**	mg/Kg-dry	1	08/25/2021 18:39	181122
Endosulfan sulfate	NELAP	0.00197		**ND**	mg/Kg-dry	1	08/25/2021 18:39	181122
Endrin	NELAP	0.00197		**ND**	mg/Kg-dry	1	08/25/2021 18:39	181122
Endrin aldehyde	NELAP	0.00197		**ND**	mg/Kg-dry	1	08/25/2021 18:39	181122
Endrin ketone	NELAP	0.00197		**ND**	mg/Kg-dry	1	08/25/2021 18:39	181122
gamma-BHC	NELAP	0.00197		**ND**	mg/Kg-dry	1	08/25/2021 18:39	181122
gamma-Chlordane	NELAP	0.00197		**ND**	mg/Kg-dry	1	08/25/2021 18:39	181122
Heptachlor	NELAP	0.00197		**ND**	mg/Kg-dry	1	08/25/2021 18:39	181122
Heptachlor epoxide	NELAP	0.00197		**ND**	mg/Kg-dry	1	08/25/2021 18:39	181122
Methoxychlor	NELAP	0.00197		**ND**	mg/Kg-dry	1	08/25/2021 18:39	181122
Toxaphene	NELAP	0.0354		**ND**	mg/Kg-dry	1	08/25/2021 18:39	181122
Surr: Decachlorobiphenyl	*	29.3-136		**84.4**	%REC	1	08/25/2021 18:39	181122
Surr: Tetrachloro-m-xylene	*	33.8-128		**81.6**	%REC	1	08/25/2021 18:39	181122
SW-846 3550B, 8082, POLYCHLORINATED BIPHENYLS (PCBS) BY GC/ECD								
Aroclor 1016	NELAP	0.0442		**ND**	mg/Kg-dry	1	08/25/2021 12:54	181122
Aroclor 1221	NELAP	0.0442		**ND**	mg/Kg-dry	1	08/25/2021 12:54	181122
Aroclor 1232	NELAP	0.0442		**ND**	mg/Kg-dry	1	08/25/2021 12:54	181122
Aroclor 1242	NELAP	0.0442		**ND**	mg/Kg-dry	1	08/25/2021 12:54	181122
Aroclor 1248	NELAP	0.0442		**ND**	mg/Kg-dry	1	08/25/2021 12:54	181122
Aroclor 1254	NELAP	0.0442		**ND**	mg/Kg-dry	1	08/25/2021 12:54	181122
Aroclor 1260	NELAP	0.0442		**ND**	mg/Kg-dry	1	08/25/2021 12:54	181122
Surr: Decachlorobiphenyl	*	21.6-145		**67.9**	%REC	1	08/25/2021 12:54	181122
Surr: Tetrachloro-meta-xylene	*	19.8-124		**68.5**	%REC	1	08/25/2021 12:54	181122
SW-846 3550B, 8270C SIMS, SEMI-VOLATILE ORGANIC COMPOUNDS BY GC/MS								
2-Methylnaphthalene	NELAP	0.0205		**ND**	mg/Kg-dry	1	08/26/2021 17:34	181179
Acenaphthene	NELAP	0.0042		**ND**	mg/Kg-dry	1	08/26/2021 17:34	181179
Acenaphthylene	NELAP	0.0042		**ND**	mg/Kg-dry	1	08/26/2021 17:34	181179
Anthracene	NELAP	0.0042		**ND**	mg/Kg-dry	1	08/26/2021 17:34	181179
Benzo(a)anthracene	NELAP	0.0123		**ND**	mg/Kg-dry	1	08/26/2021 17:34	181179
Benzo(a)pyrene	NELAP	0.0042		**ND**	mg/Kg-dry	1	08/26/2021 17:34	181179
Benzo(b)fluoranthene	NELAP	0.0042		**ND**	mg/Kg-dry	1	08/26/2021 17:34	181179
Benzo(g,h,i)perylene	NELAP	0.0042		**ND**	mg/Kg-dry	1	08/26/2021 17:34	181179
Benzo(k)fluoranthene	NELAP	0.0042		**ND**	mg/Kg-dry	1	08/26/2021 17:34	181179
Bis(2-ethylhexyl)phthalate	NELAP	0.0824		**ND**	mg/Kg-dry	1	08/26/2021 17:34	181179
Chrysene	NELAP	0.0042		**ND**	mg/Kg-dry	1	08/26/2021 17:34	181179
Dibenzo(a,h)anthracene	NELAP	0.0042		**ND**	mg/Kg-dry	1	08/26/2021 17:34	181179
Diethyl phthalate	NELAP	0.0418		**ND**	mg/Kg-dry	1	08/26/2021 17:34	181179
Dimethyl phthalate	NELAP	0.123		**ND**	mg/Kg-dry	1	08/26/2021 17:34	181179
Di-n-butyl phthalate	NELAP	0.0418		**ND**	mg/Kg-dry	1	08/26/2021 17:34	181179
Fluoranthene	NELAP	0.0042		**ND**	mg/Kg-dry	1	08/26/2021 17:34	181179
Fluorene	NELAP	0.0042		**ND**	mg/Kg-dry	1	08/26/2021 17:34	181179
Indeno(1,2,3-cd)pyrene	NELAP	0.0042		**ND**	mg/Kg-dry	1	08/26/2021 17:34	181179
m,p-Cresol	NELAP	0.0123		**ND**	mg/Kg-dry	1	08/26/2021 17:34	181179
Naphthalene	NELAP	0.0042		**ND**	mg/Kg-dry	1	08/26/2021 17:34	181179
o-Cresol	NELAP	0.0042		**ND**	mg/Kg-dry	1	08/26/2021 17:34	181179
Phenanthrene	NELAP	0.0074		**ND**	mg/Kg-dry	1	08/26/2021 17:34	181179
Pyrene	NELAP	0.0042		**ND**	mg/Kg-dry	1	08/26/2021 17:34	181179

Laboratory Results

http://www.teklabinc.com/

Client: Terracon
Work Order: 21081199
Client Project: CCDD 15217050
Report Date: 31-Aug-21
Lab ID: 21081199-007
Client Sample ID: B-1 (1.5-5.5)
Matrix: SOLID
Collection Date: 08/19/2021 12:30

Analyses	Certification	RL	Qual	Result	Units	DF	Date Analyzed	Batch
SW-846 3550B, 8270C SIMS, SEMI-VOLATILE ORGANIC COMPOUNDS BY GC/MS								
Surr: 2-Fluorobiphenyl	*	42.3-99.4		**78.7**	%REC	1	08/26/2021 17:34	181179
Surr: 2-Fluorophenol	*	39.3-99.8		**76.1**	%REC	1	08/26/2021 17:34	181179
Surr: Nitrobenzene-d5	*	37.5-100		**80.0**	%REC	1	08/26/2021 17:34	181179
Surr: Phenol-d5	*	42.6-104		**81.5**	%REC	1	08/26/2021 17:34	181179
Surr: p-Terphenyl-d14	*	31.2-118		**99.2**	%REC	1	08/26/2021 17:34	181179
SW-846 3550B, 8270C, SEMI-VOLATILE ORGANIC COMPOUNDS BY GC/MS								
1,2,4-Trichlorobenzene	NELAP	0.615		**ND**	mg/Kg-dry	1	08/26/2021 17:34	181179
1,2-Dichlorobenzene	NELAP	0.615		**ND**	mg/Kg-dry	1	08/26/2021 17:34	181179
1,3-Dichlorobenzene	NELAP	0.615		**ND**	mg/Kg-dry	1	08/26/2021 17:34	181179
1,4-Dichlorobenzene	NELAP	0.615		**ND**	mg/Kg-dry	1	08/26/2021 17:34	181179
2,4,5-Trichlorophenol	NELAP	0.430		**ND**	mg/Kg-dry	1	08/26/2021 17:34	181179
2,4,6-Trichlorophenol	NELAP	0.430		**ND**	mg/Kg-dry	1	08/26/2021 17:34	181179
2,4-Dichlorophenol	NELAP	0.615		**ND**	mg/Kg-dry	1	08/26/2021 17:34	181179
2,4-Dinitrophenol	NELAP	1.23		**ND**	mg/Kg-dry	1	08/26/2021 17:34	181179
2,4-Dinitrotoluene	NELAP	0.430		**ND**	mg/Kg-dry	1	08/26/2021 17:34	181179
2,6-Dinitrotoluene	NELAP	0.430		**ND**	mg/Kg-dry	1	08/26/2021 17:34	181179
2-Chloronaphthalene	NELAP	0.430		**ND**	mg/Kg-dry	1	08/26/2021 17:34	181179
2-Chlorophenol	NELAP	0.615		**ND**	mg/Kg-dry	1	08/26/2021 17:34	181179
2-Nitroaniline	NELAP	1.23		**ND**	mg/Kg-dry	1	08/26/2021 17:34	181179
2-Nitrophenol	NELAP	0.430		**ND**	mg/Kg-dry	1	08/26/2021 17:34	181179
3,3´-Dichlorobenzidine	NELAP	0.430		**ND**	mg/Kg-dry	1	08/26/2021 17:34	181179
3-Nitroaniline	NELAP	1.23		**ND**	mg/Kg-dry	1	08/26/2021 17:34	181179
4,6-Dinitro-2-methylphenol	NELAP	1.23		**ND**	mg/Kg-dry	1	08/26/2021 17:34	181179
4-Bromophenyl phenyl ether	NELAP	0.430		**ND**	mg/Kg-dry	1	08/26/2021 17:34	181179
4-Chloro-3-methylphenol	NELAP	0.615		**ND**	mg/Kg-dry	1	08/26/2021 17:34	181179
4-Chloroaniline	NELAP	0.615		**ND**	mg/Kg-dry	1	08/26/2021 17:34	181179
4-Chlorophenyl phenyl ether	NELAP	0.430		**ND**	mg/Kg-dry	1	08/26/2021 17:34	181179
4-Nitroaniline	NELAP	0.615		**ND**	mg/Kg-dry	1	08/26/2021 17:34	181179
4-Nitrophenol	NELAP	0.430		**ND**	mg/Kg-dry	1	08/26/2021 17:34	181179
Bis(2-chloroethyl)ether	NELAP	0.615		**ND**	mg/Kg-dry	1	08/26/2021 17:34	181179
Bis(2-chloroisopropyl)ether	NELAP	0.430		**ND**	mg/Kg-dry	1	08/26/2021 17:34	181179
Butyl benzyl phthalate	NELAP	0.430		**ND**	mg/Kg-dry	1	08/26/2021 17:34	181179
Carbazole	NELAP	0.615		**ND**	mg/Kg-dry	1	08/26/2021 17:34	181179
Dibenzofuran	NELAP	0.430		**ND**	mg/Kg-dry	1	08/26/2021 17:34	181179
Hexachlorobenzene	NELAP	0.430		**ND**	mg/Kg-dry	1	08/26/2021 17:34	181179
Hexachlorobutadiene	NELAP	0.615		**ND**	mg/Kg-dry	1	08/26/2021 17:34	181179
Hexachlorocyclopentadiene	NELAP	0.615		**ND**	mg/Kg-dry	1	08/26/2021 17:34	181179
Hexachloroethane	NELAP	0.615		**ND**	mg/Kg-dry	1	08/26/2021 17:34	181179
Isophorone	NELAP	0.430		**ND**	mg/Kg-dry	1	08/26/2021 17:34	181179
Nitrobenzene	NELAP	0.615		**ND**	mg/Kg-dry	1	08/26/2021 17:34	181179
N-Nitrosodimethylamine	NELAP	0.615		**ND**	mg/Kg-dry	1	08/26/2021 17:34	181179
N-Nitroso-di-n-propylamine	NELAP	0.615		**ND**	mg/Kg-dry	1	08/26/2021 17:34	181179
Pentachlorophenol	NELAP	2.46		**ND**	mg/Kg-dry	1	08/26/2021 17:34	181179
Phenol	NELAP	0.430		**ND**	mg/Kg-dry	1	08/26/2021 17:34	181179
Surr: 2,4,6-Tribromophenol	*	26.7-117		**86.4**	%REC	1	08/26/2021 17:34	181179
Surr: 2-Fluorobiphenyl	*	26.4-105		**78.7**	%REC	1	08/26/2021 17:34	181179
Surr: 2-Fluorophenol	*	33.9-102		**76.1**	%REC	1	08/26/2021 17:34	181179

Laboratory Results

http://www.teklabinc.com/

Client: Terracon
Work Order: 21081199
Client Project: CCDD 15217050
Report Date: 31-Aug-21
Lab ID: 21081199-007
Client Sample ID: B-1 (1.5-5.5)
Matrix: SOLID
Collection Date: 08/19/2021 12:30

Analyses	Certification	RL	Qual	Result	Units	DF	Date Analyzed	Batch
SW-846 3550B, 8270C, SEMI-VOLATILE ORGANIC COMPOUNDS BY GC/MS								
Surr: Nitrobenzene-d5	*	28.5-104		**80.0**	%REC	1	08/26/2021 17:34	181179
Surr: Phenol-d5	*	36-105		**81.5**	%REC	1	08/26/2021 17:34	181179
Surr: p-Terphenyl-d14	*	33-105		**99.2**	%REC	1	08/26/2021 17:34	181179
SW-846 5035, 8260B, VOLATILE ORGANIC COMPOUNDS BY GC/MS								
1,1,1-Trichloroethane	NELAP	0.0018		**ND**	mg/Kg-dry	1	08/20/2021 18:00	181010
1,1,2,2-Tetrachloroethane	NELAP	0.0018		**ND**	mg/Kg-dry	1	08/20/2021 18:00	181010
1,1,2-Trichloroethane	NELAP	0.0046		**ND**	mg/Kg-dry	1	08/20/2021 18:00	181010
1,1-Dichloroethane	NELAP	0.0018		**ND**	mg/Kg-dry	1	08/20/2021 18:00	181010
1,1-Dichloroethene	NELAP	0.0018		**ND**	mg/Kg-dry	1	08/20/2021 18:00	181010
1,2-Dichloroethane	NELAP	0.0018		**ND**	mg/Kg-dry	1	08/20/2021 18:00	181010
1,2-Dichloropropane	NELAP	0.0018		**ND**	mg/Kg-dry	1	08/20/2021 18:00	181010
2-Butanone	NELAP	0.0231		**ND**	mg/Kg-dry	1	08/20/2021 18:00	181010
2-Hexanone	NELAP	0.0231		**ND**	mg/Kg-dry	1	08/20/2021 18:00	181010
4-Methyl-2-pentanone	NELAP	0.0231		**ND**	mg/Kg-dry	1	08/20/2021 18:00	181010
Acetone	NELAP	0.0231		**ND**	mg/Kg-dry	1	08/20/2021 18:00	181010
Benzene	NELAP	0.0009		**0.0015**	mg/Kg-dry	1	08/20/2021 18:00	181010
Bromodichloromethane	NELAP	0.0018		**ND**	mg/Kg-dry	1	08/20/2021 18:00	181010
Bromoform	NELAP	0.0046		**ND**	mg/Kg-dry	1	08/20/2021 18:00	181010
Bromomethane	NELAP	0.0092		**ND**	mg/Kg-dry	1	08/20/2021 18:00	181010
Carbon disulfide	NELAP	0.0018		**ND**	mg/Kg-dry	1	08/20/2021 18:00	181010
Carbon tetrachloride	NELAP	0.0018		**ND**	mg/Kg-dry	1	08/20/2021 18:00	181010
Chlorobenzene	NELAP	0.0018		**ND**	mg/Kg-dry	1	08/20/2021 18:00	181010
Chloroethane	NELAP	0.0092		**ND**	mg/Kg-dry	1	08/20/2021 18:00	181010
Chloroform	NELAP	0.0018		**ND**	mg/Kg-dry	1	08/20/2021 18:00	181010
Chloromethane	NELAP	0.0092		**ND**	mg/Kg-dry	1	08/20/2021 18:00	181010
cis-1,2-Dichloroethene	NELAP	0.0018		**ND**	mg/Kg-dry	1	08/20/2021 18:00	181010
cis-1,3-Dichloropropene	NELAP	0.0018		**ND**	mg/Kg-dry	1	08/20/2021 18:00	181010
Dibromochloromethane	NELAP	0.0018		**ND**	mg/Kg-dry	1	08/20/2021 18:00	181010
Ethylbenzene	NELAP	0.0018		**ND**	mg/Kg-dry	1	08/20/2021 18:00	181010
Methyl tert-butyl ether	NELAP	0.0018		**ND**	mg/Kg-dry	1	08/20/2021 18:00	181010
Methylene chloride	NELAP	0.0092		**ND**	mg/Kg-dry	1	08/20/2021 18:00	181010
Styrene	NELAP	0.0018		**ND**	mg/Kg-dry	1	08/20/2021 18:00	181010
Tetrachloroethene	NELAP	0.0018		**ND**	mg/Kg-dry	1	08/20/2021 18:00	181010
Toluene	NELAP	0.0018		**0.0028**	mg/Kg-dry	1	08/20/2021 18:00	181010
trans-1,2-Dichloroethene	NELAP	0.0018		**ND**	mg/Kg-dry	1	08/20/2021 18:00	181010
trans-1,3-Dichloropropene	NELAP	0.0018		**ND**	mg/Kg-dry	1	08/20/2021 18:00	181010
Trichloroethene	NELAP	0.0018		**ND**	mg/Kg-dry	1	08/20/2021 18:00	181010
Vinyl chloride	NELAP	0.0018		**ND**	mg/Kg-dry	1	08/20/2021 18:00	181010
Xylenes, Total	NELAP	0.0074		**ND**	mg/Kg-dry	1	08/20/2021 18:00	181010
Surr: 1,2-Dichloroethane-d4	*	74-124		**102.3**	%REC	1	08/20/2021 18:00	181010
Surr: 4-Bromofluorobenzene	*	79.4-123		**94.5**	%REC	1	08/20/2021 18:00	181010
Surr: Dibromofluoromethane	*	89.2-112		**103.0**	%REC	1	08/20/2021 18:00	181010
Surr: Toluene-d8	*	85-115		**86.3**	%REC	1	08/20/2021 18:00	181010

Laboratory Results

http://www.teklabinc.com/

Client: Terracon
Work Order: 21081199
Client Project: CCDD 15217050
Report Date: 31-Aug-21
Lab ID: 21081199-008
Client Sample ID: B-13 (1.5-6.5)
Matrix: SOLID
Collection Date: 08/19/2021 12:45

Analyses	Certification	RL	Qual	Result	Units	DF	Date Analyzed	Batch
EPA SW846 3550C, 5035A, ASTM D2974								
Percent Moisture	*	0.1		**18.7**	%	1	08/20/2021 10:25	R296995
SW-846 9045C								
pH (1:1)	NELAP	1.00		**5.84**		1	08/20/2021 16:03	R296950
SW-846 1311, 3010A, 6010B, METALS IN TCLP EXTRACT BY ICP								
Aluminum	NELAP	0.0500		**< 0.0500**	mg/L	1	08/26/2021 14:44	181186
Iron	NELAP	0.0400		**< 0.0400**	mg/L	1	08/26/2021 14:44	181186
SW-846 3050B, 6010B, METALS BY ICP								
Aluminum	NELAP	5.66		**15700**	mg/Kg-dry	1	08/24/2021 16:13	181066
Antimony	NELAP	4.72		**< 4.72**	mg/Kg-dry	1	08/26/2021 16:18	181158
Arsenic	NELAP	2.36		**14.1**	mg/Kg-dry	1	08/24/2021 16:13	181066
Barium	NELAP	0.47		**170**	mg/Kg-dry	1	08/24/2021 16:13	181066
Beryllium	NELAP	0.05		**0.77**	mg/Kg-dry	1	08/24/2021 16:13	181066
Cadmium	NELAP	0.19		**< 0.19**	mg/Kg-dry	1	08/24/2021 16:13	181066
Calcium	NELAP	9.43		**2480**	mg/Kg-dry	1	08/24/2021 16:13	181066
Chromium	NELAP	0.47		**21.6**	mg/Kg-dry	1	08/24/2021 16:13	181066
Cobalt	NELAP	0.47		**9.61**	mg/Kg-dry	1	08/24/2021 16:13	181066
Copper	NELAP	0.47		**25.5**	mg/Kg-dry	1	08/24/2021 16:13	181066
Iron	NELAP	4.72		**26400**	mg/Kg-dry	1	08/24/2021 16:13	181066
Lead	NELAP	1.42		**14.0**	mg/Kg-dry	1	08/24/2021 16:13	181066
Magnesium	NELAP	4.72		**3500**	mg/Kg-dry	1	08/24/2021 16:13	181066
Manganese	NELAP	0.42		**848**	mg/Kg-dry	1	08/24/2021 16:13	181066
Nickel	NELAP	0.47		**27.0**	mg/Kg-dry	1	08/24/2021 16:13	181066
Potassium	NELAP	47.2		**1740**	mg/Kg-dry	5	08/25/2021 19:31	181066
Selenium	NELAP	3.77		**< 3.77**	mg/Kg-dry	1	08/24/2021 16:13	181066
Silver	NELAP	0.47		**< 0.47**	mg/Kg-dry	1	08/24/2021 16:13	181066
Sodium	NELAP	9.43		**54.6**	mg/Kg-dry	1	08/24/2021 16:13	181066
Thallium	NELAP	4.72		**< 4.72**	mg/Kg-dry	1	08/24/2021 16:13	181066
Vanadium	NELAP	0.94		**39.3**	mg/Kg-dry	1	08/24/2021 16:13	181066
Zinc	NELAP	2.83		**73.2**	mg/Kg-dry	1	08/24/2021 16:13	181066
Sample result(s) for Fe exceed 10 times the CCB. Data is reportable per the TNI Standard.								
SW-846 7471B								
Mercury	NELAP	0.012		**0.047**	mg/Kg-dry	1	08/25/2021 13:50	181137
SW-846 3550B, 8081B, CHLORINATED PESTICIDES BY GC/ECD								
4,4´-DDD	NELAP	0.00205		**ND**	mg/Kg-dry	1	08/25/2021 18:53	181122
4,4´-DDE	NELAP	0.00205		**ND**	mg/Kg-dry	1	08/25/2021 18:53	181122
4,4´-DDT	NELAP	0.00205		**ND**	mg/Kg-dry	1	08/25/2021 18:53	181122
Alachlor	NELAP	0.00205		**ND**	mg/Kg-dry	1	08/25/2021 18:53	181122
Aldrin	NELAP	0.00205		**ND**	mg/Kg-dry	1	08/25/2021 18:53	181122
alpha-BHC	NELAP	0.00205		**ND**	mg/Kg-dry	1	08/25/2021 18:53	181122
alpha-Chlordane	NELAP	0.00205		**ND**	mg/Kg-dry	1	08/25/2021 18:53	181122
beta-BHC	NELAP	0.00205		**ND**	mg/Kg-dry	1	08/25/2021 18:53	181122
Chlordane	NELAP	0.00411		**ND**	mg/Kg-dry	1	08/25/2021 18:53	181122
delta-BHC	NELAP	0.00205		**ND**	mg/Kg-dry	1	08/25/2021 18:53	181122
Dieldrin	NELAP	0.00205		**ND**	mg/Kg-dry	1	08/25/2021 18:53	181122
Endosulfan I	NELAP	0.00205		**ND**	mg/Kg-dry	1	08/25/2021 18:53	181122
Endosulfan II	NELAP	0.00205		**ND**	mg/Kg-dry	1	08/25/2021 18:53	181122

Laboratory Results

http://www.teklabinc.com/

Client: Terracon
Client Project: CCDD 15217050
Lab ID: 21081199-008
Matrix: SOLID

Work Order: 21081199
Report Date: 31-Aug-21
Client Sample ID: B-13 (1.5-6.5)
Collection Date: 08/19/2021 12:45

Analyses	Certification	RL	Qual	Result	Units	DF	Date Analyzed	Batch
SW-846 3550B, 8081B, CHLORINATED PESTICIDES BY GC/ECD								
Endosulfan sulfate	NELAP	0.00205		**ND**	mg/Kg-dry	1	08/25/2021 18:53	181122
Endrin	NELAP	0.00205		**ND**	mg/Kg-dry	1	08/25/2021 18:53	181122
Endrin aldehyde	NELAP	0.00205		**ND**	mg/Kg-dry	1	08/25/2021 18:53	181122
Endrin ketone	NELAP	0.00205		**ND**	mg/Kg-dry	1	08/25/2021 18:53	181122
gamma-BHC	NELAP	0.00205		**ND**	mg/Kg-dry	1	08/25/2021 18:53	181122
gamma-Chlordane	NELAP	0.00205		**ND**	mg/Kg-dry	1	08/25/2021 18:53	181122
Heptachlor	NELAP	0.00205		**ND**	mg/Kg-dry	1	08/25/2021 18:53	181122
Heptachlor epoxide	NELAP	0.00205		**ND**	mg/Kg-dry	1	08/25/2021 18:53	181122
Methoxychlor	NELAP	0.00205		**ND**	mg/Kg-dry	1	08/25/2021 18:53	181122
Toxaphene	NELAP	0.0369		**ND**	mg/Kg-dry	1	08/25/2021 18:53	181122
Surr: Decachlorobiphenyl	*	29.3-136		**73.0**	%REC	1	08/25/2021 18:53	181122
Surr: Tetrachloro-m-xylene	*	33.8-128		**80.0**	%REC	1	08/25/2021 18:53	181122
SW-846 3550B, 8082, POLYCHLORINATED BIPHENYLS (PCBS) BY GC/ECD								
Aroclor 1016	NELAP	0.0461		**ND**	mg/Kg-dry	1	08/25/2021 13:52	181122
Aroclor 1221	NELAP	0.0461		**ND**	mg/Kg-dry	1	08/25/2021 13:52	181122
Aroclor 1232	NELAP	0.0461		**ND**	mg/Kg-dry	1	08/25/2021 13:52	181122
Aroclor 1242	NELAP	0.0461		**ND**	mg/Kg-dry	1	08/25/2021 13:52	181122
Aroclor 1248	NELAP	0.0461		**ND**	mg/Kg-dry	1	08/25/2021 13:52	181122
Aroclor 1254	NELAP	0.0461		**ND**	mg/Kg-dry	1	08/25/2021 13:52	181122
Aroclor 1260	NELAP	0.0461		**ND**	mg/Kg-dry	1	08/25/2021 13:52	181122
Surr: Decachlorobiphenyl	*	21.6-145		**54.8**	%REC	1	08/25/2021 13:52	181122
Surr: Tetrachloro-meta-xylene	*	19.8-124		**62.6**	%REC	1	08/25/2021 13:52	181122
SW-846 3550B, 8270C SIMS, SEMI-VOLATILE ORGANIC COMPOUNDS BY GC/MS								
2-Methylnaphthalene	NELAP	0.0204		**ND**	mg/Kg-dry	1	08/26/2021 18:08	181179
Acenaphthene	NELAP	0.0041		**ND**	mg/Kg-dry	1	08/26/2021 18:08	181179
Acenaphthylene	NELAP	0.0041		**ND**	mg/Kg-dry	1	08/26/2021 18:08	181179
Anthracene	NELAP	0.0041		**ND**	mg/Kg-dry	1	08/26/2021 18:08	181179
Benzo(a)anthracene	NELAP	0.0122		**ND**	mg/Kg-dry	1	08/26/2021 18:08	181179
Benzo(a)pyrene	NELAP	0.0041		**ND**	mg/Kg-dry	1	08/26/2021 18:08	181179
Benzo(b)fluoranthene	NELAP	0.0041		**ND**	mg/Kg-dry	1	08/26/2021 18:08	181179
Benzo(g,h,i)perylene	NELAP	0.0041		**ND**	mg/Kg-dry	1	08/26/2021 18:08	181179
Benzo(k)fluoranthene	NELAP	0.0041		**ND**	mg/Kg-dry	1	08/26/2021 18:08	181179
Bis(2-ethylhexyl)phthalate	NELAP	0.0818		**ND**	mg/Kg-dry	1	08/26/2021 18:08	181179
Chrysene	NELAP	0.0041		**ND**	mg/Kg-dry	1	08/26/2021 18:08	181179
Dibenzo(a,h)anthracene	NELAP	0.0041		**ND**	mg/Kg-dry	1	08/26/2021 18:08	181179
Diethyl phthalate	NELAP	0.0415		**ND**	mg/Kg-dry	1	08/26/2021 18:08	181179
Dimethyl phthalate	NELAP	0.122		**ND**	mg/Kg-dry	1	08/26/2021 18:08	181179
Di-n-butyl phthalate	NELAP	0.0415		**ND**	mg/Kg-dry	1	08/26/2021 18:08	181179
Fluoranthene	NELAP	0.0041		**ND**	mg/Kg-dry	1	08/26/2021 18:08	181179
Fluorene	NELAP	0.0041		**ND**	mg/Kg-dry	1	08/26/2021 18:08	181179
Indeno(1,2,3-cd)pyrene	NELAP	0.0041		**ND**	mg/Kg-dry	1	08/26/2021 18:08	181179
m,p-Cresol	NELAP	0.0122		**ND**	mg/Kg-dry	1	08/26/2021 18:08	181179
Naphthalene	NELAP	0.0041		**ND**	mg/Kg-dry	1	08/26/2021 18:08	181179
o-Cresol	NELAP	0.0041		**ND**	mg/Kg-dry	1	08/26/2021 18:08	181179
Phenanthrene	NELAP	0.0073		**ND**	mg/Kg-dry	1	08/26/2021 18:08	181179
Pyrene	NELAP	0.0041		**ND**	mg/Kg-dry	1	08/26/2021 18:08	181179
Surr: 2-Fluorobiphenyl	*	42.3-99.4		**78.7**	%REC	1	08/26/2021 18:08	181179

Laboratory Results

http://www.teklabinc.com/

Client: Terracon
Work Order: 21081199
Client Project: CCDD 15217050
Report Date: 31-Aug-21
Lab ID: 21081199-008
Client Sample ID: B-13 (1.5-6.5)
Matrix: SOLID
Collection Date: 08/19/2021 12:45

Analyses	Certification	RL	Qual	Result	Units	DF	Date Analyzed	Batch
SW-846 3550B, 8270C SIMS, SEMI-VOLATILE ORGANIC COMPOUNDS BY GC/MS								
Surr: 2-Fluorophenol	*	39.3-99.8		**75.7**	%REC	1	08/26/2021 18:08	181179
Surr: Nitrobenzene-d5	*	37.5-100		**77.6**	%REC	1	08/26/2021 18:08	181179
Surr: Phenol-d5	*	42.6-104		**80.7**	%REC	1	08/26/2021 18:08	181179
Surr: p-Terphenyl-d14	*	31.2-118		**96.3**	%REC	1	08/26/2021 18:08	181179
SW-846 3550B, 8270C, SEMI-VOLATILE ORGANIC COMPOUNDS BY GC/MS								
1,2,4-Trichlorobenzene	NELAP	0.610		**ND**	mg/Kg-dry	1	08/26/2021 18:08	181179
1,2-Dichlorobenzene	NELAP	0.610		**ND**	mg/Kg-dry	1	08/26/2021 18:08	181179
1,3-Dichlorobenzene	NELAP	0.610		**ND**	mg/Kg-dry	1	08/26/2021 18:08	181179
1,4-Dichlorobenzene	NELAP	0.610		**ND**	mg/Kg-dry	1	08/26/2021 18:08	181179
2,4,5-Trichlorophenol	NELAP	0.427		**ND**	mg/Kg-dry	1	08/26/2021 18:08	181179
2,4,6-Trichlorophenol	NELAP	0.427		**ND**	mg/Kg-dry	1	08/26/2021 18:08	181179
2,4-Dichlorophenol	NELAP	0.610		**ND**	mg/Kg-dry	1	08/26/2021 18:08	181179
2,4-Dinitrophenol	NELAP	1.22		**ND**	mg/Kg-dry	1	08/26/2021 18:08	181179
2,4-Dinitrotoluene	NELAP	0.427		**ND**	mg/Kg-dry	1	08/26/2021 18:08	181179
2,6-Dinitrotoluene	NELAP	0.427		**ND**	mg/Kg-dry	1	08/26/2021 18:08	181179
2-Chloronaphthalene	NELAP	0.427		**ND**	mg/Kg-dry	1	08/26/2021 18:08	181179
2-Chlorophenol	NELAP	0.610		**ND**	mg/Kg-dry	1	08/26/2021 18:08	181179
2-Nitroaniline	NELAP	1.22		**ND**	mg/Kg-dry	1	08/26/2021 18:08	181179
2-Nitrophenol	NELAP	0.427		**ND**	mg/Kg-dry	1	08/26/2021 18:08	181179
3,3´-Dichlorobenzidine	NELAP	0.427		**ND**	mg/Kg-dry	1	08/26/2021 18:08	181179
3-Nitroaniline	NELAP	1.22		**ND**	mg/Kg-dry	1	08/26/2021 18:08	181179
4,6-Dinitro-2-methylphenol	NELAP	1.22		**ND**	mg/Kg-dry	1	08/26/2021 18:08	181179
4-Bromophenyl phenyl ether	NELAP	0.427		**ND**	mg/Kg-dry	1	08/26/2021 18:08	181179
4-Chloro-3-methylphenol	NELAP	0.610		**ND**	mg/Kg-dry	1	08/26/2021 18:08	181179
4-Chloroaniline	NELAP	0.610		**ND**	mg/Kg-dry	1	08/26/2021 18:08	181179
4-Chlorophenyl phenyl ether	NELAP	0.427		**ND**	mg/Kg-dry	1	08/26/2021 18:08	181179
4-Nitroaniline	NELAP	0.610		**ND**	mg/Kg-dry	1	08/26/2021 18:08	181179
4-Nitrophenol	NELAP	0.427		**ND**	mg/Kg-dry	1	08/26/2021 18:08	181179
Bis(2-chloroethyl)ether	NELAP	0.610		**ND**	mg/Kg-dry	1	08/26/2021 18:08	181179
Bis(2-chloroisopropyl)ether	NELAP	0.427		**ND**	mg/Kg-dry	1	08/26/2021 18:08	181179
Butyl benzyl phthalate	NELAP	0.427		**ND**	mg/Kg-dry	1	08/26/2021 18:08	181179
Carbazole	NELAP	0.610		**ND**	mg/Kg-dry	1	08/26/2021 18:08	181179
Dibenzofuran	NELAP	0.427		**ND**	mg/Kg-dry	1	08/26/2021 18:08	181179
Hexachlorobenzene	NELAP	0.427		**ND**	mg/Kg-dry	1	08/26/2021 18:08	181179
Hexachlorobutadiene	NELAP	0.610		**ND**	mg/Kg-dry	1	08/26/2021 18:08	181179
Hexachlorocyclopentadiene	NELAP	0.610		**ND**	mg/Kg-dry	1	08/26/2021 18:08	181179
Hexachloroethane	NELAP	0.610		**ND**	mg/Kg-dry	1	08/26/2021 18:08	181179
Isophorone	NELAP	0.427		**ND**	mg/Kg-dry	1	08/26/2021 18:08	181179
Nitrobenzene	NELAP	0.610		**ND**	mg/Kg-dry	1	08/26/2021 18:08	181179
N-Nitrosodimethylamine	NELAP	0.610		**ND**	mg/Kg-dry	1	08/26/2021 18:08	181179
N-Nitroso-di-n-propylamine	NELAP	0.610		**ND**	mg/Kg-dry	1	08/26/2021 18:08	181179
Pentachlorophenol	NELAP	2.44		**ND**	mg/Kg-dry	1	08/26/2021 18:08	181179
Phenol	NELAP	0.427		**ND**	mg/Kg-dry	1	08/26/2021 18:08	181179
Surr: 2,4,6-Tribromophenol	*	26.7-117		**81.6**	%REC	1	08/26/2021 18:08	181179
Surr: 2-Fluorobiphenyl	*	26.4-105		**78.7**	%REC	1	08/26/2021 18:08	181179
Surr: 2-Fluorophenol	*	33.9-102		**75.7**	%REC	1	08/26/2021 18:08	181179
Surr: Nitrobenzene-d5	*	28.5-104		**77.6**	%REC	1	08/26/2021 18:08	181179

Laboratory Results

http://www.teklabinc.com/

Client: Terracon
Work Order: 21081199
Client Project: CCDD 15217050
Report Date: 31-Aug-21
Lab ID: 21081199-008
Client Sample ID: B-13 (1.5-6.5)
Matrix: SOLID
Collection Date: 08/19/2021 12:45

Analyses	Certification	RL	Qual	Result	Units	DF	Date Analyzed	Batch
SW-846 3550B, 8270C, SEMI-VOLATILE ORGANIC COMPOUNDS BY GC/MS								
Surr: Phenol-d5	*	36-105		**80.7**	%REC	1	08/26/2021 18:08	181179
Surr: p-Terphenyl-d14	*	33-105		**96.3**	%REC	1	08/26/2021 18:08	181179
SW-846 5035, 8260B, VOLATILE ORGANIC COMPOUNDS BY GC/MS								
1,1,1-Trichloroethane	NELAP	0.0019		**ND**	mg/Kg-dry	1	08/20/2021 18:26	181010
1,1,2,2-Tetrachloroethane	NELAP	0.0019		**ND**	mg/Kg-dry	1	08/20/2021 18:26	181010
1,1,2-Trichloroethane	NELAP	0.0048		**ND**	mg/Kg-dry	1	08/20/2021 18:26	181010
1,1-Dichloroethane	NELAP	0.0019		**ND**	mg/Kg-dry	1	08/20/2021 18:26	181010
1,1-Dichloroethene	NELAP	0.0019		**ND**	mg/Kg-dry	1	08/20/2021 18:26	181010
1,2-Dichloroethane	NELAP	0.0019		**ND**	mg/Kg-dry	1	08/20/2021 18:26	181010
1,2-Dichloropropane	NELAP	0.0019		**ND**	mg/Kg-dry	1	08/20/2021 18:26	181010
2-Butanone	NELAP	0.0242		**ND**	mg/Kg-dry	1	08/20/2021 18:26	181010
2-Hexanone	NELAP	0.0242		**ND**	mg/Kg-dry	1	08/20/2021 18:26	181010
4-Methyl-2-pentanone	NELAP	0.0242		**ND**	mg/Kg-dry	1	08/20/2021 18:26	181010
Acetone	NELAP	0.0242		**ND**	mg/Kg-dry	1	08/20/2021 18:26	181010
Benzene	NELAP	0.0010		**0.0032**	mg/Kg-dry	1	08/20/2021 18:26	181010
Bromodichloromethane	NELAP	0.0019		**ND**	mg/Kg-dry	1	08/20/2021 18:26	181010
Bromoform	NELAP	0.0048		**ND**	mg/Kg-dry	1	08/20/2021 18:26	181010
Bromomethane	NELAP	0.0097		**ND**	mg/Kg-dry	1	08/20/2021 18:26	181010
Carbon disulfide	NELAP	0.0019		**ND**	mg/Kg-dry	1	08/20/2021 18:26	181010
Carbon tetrachloride	NELAP	0.0019		**ND**	mg/Kg-dry	1	08/20/2021 18:26	181010
Chlorobenzene	NELAP	0.0019		**ND**	mg/Kg-dry	1	08/20/2021 18:26	181010
Chloroethane	NELAP	0.0097		**ND**	mg/Kg-dry	1	08/20/2021 18:26	181010
Chloroform	NELAP	0.0019		**ND**	mg/Kg-dry	1	08/20/2021 18:26	181010
Chloromethane	NELAP	0.0097		**ND**	mg/Kg-dry	1	08/20/2021 18:26	181010
cis-1,2-Dichloroethene	NELAP	0.0019		**ND**	mg/Kg-dry	1	08/20/2021 18:26	181010
cis-1,3-Dichloropropene	NELAP	0.0019		**ND**	mg/Kg-dry	1	08/20/2021 18:26	181010
Dibromochloromethane	NELAP	0.0019		**ND**	mg/Kg-dry	1	08/20/2021 18:26	181010
Ethylbenzene	NELAP	0.0019		**0.0021**	mg/Kg-dry	1	08/20/2021 18:26	181010
Methyl tert-butyl ether	NELAP	0.0019		**ND**	mg/Kg-dry	1	08/20/2021 18:26	181010
Methylene chloride	NELAP	0.0097		**ND**	mg/Kg-dry	1	08/20/2021 18:26	181010
Styrene	NELAP	0.0019		**ND**	mg/Kg-dry	1	08/20/2021 18:26	181010
Tetrachloroethene	NELAP	0.0019		**ND**	mg/Kg-dry	1	08/20/2021 18:26	181010
Toluene	NELAP	0.0019		**0.0059**	mg/Kg-dry	1	08/20/2021 18:26	181010
trans-1,2-Dichloroethene	NELAP	0.0019		**ND**	mg/Kg-dry	1	08/20/2021 18:26	181010
trans-1,3-Dichloropropene	NELAP	0.0019		**ND**	mg/Kg-dry	1	08/20/2021 18:26	181010
Trichloroethene	NELAP	0.0019		**ND**	mg/Kg-dry	1	08/20/2021 18:26	181010
Vinyl chloride	NELAP	0.0019		**ND**	mg/Kg-dry	1	08/20/2021 18:26	181010
Xylenes, Total	NELAP	0.0078		**ND**	mg/Kg-dry	1	08/20/2021 18:26	181010
Surr: 1,2-Dichloroethane-d4	*	74-124		**99.8**	%REC	1	08/20/2021 18:26	181010
Surr: 4-Bromofluorobenzene	*	79.4-123		**94.2**	%REC	1	08/20/2021 18:26	181010
Surr: Dibromofluoromethane	*	89.2-112		**101.8**	%REC	1	08/20/2021 18:26	181010
Surr: Toluene-d8	*	85-115		**87.8**	%REC	1	08/20/2021 18:26	181010

Laboratory Results

http://www.teklabinc.com/

Client: Terracon
Work Order: 21081199
Client Project: CCDD 15217050
Report Date: 31-Aug-21
Lab ID: 21081199-009
Client Sample ID: B-8 (1.5-6.5)
Matrix: SOLID
Collection Date: 08/19/2021 12:55

Analyses	Certification	RL	Qual	Result	Units	DF	Date Analyzed	Batch
EPA SW846 3550C, 5035A, ASTM D2974								
Percent Moisture	*	0.1		**21.3**	%	1	08/20/2021 10:25	R296995
SW-846 9045C								
pH (1:1)	NELAP	1.00		**7.73**		1	08/20/2021 16:07	R296950
SW-846 1311, 3010A, 6010B, METALS IN TCLP EXTRACT BY ICP								
Aluminum	NELAP	0.0500		**< 0.0500**	mg/L	1	08/27/2021 13:14	181186
Iron	NELAP	0.0400		**0.0405**	mg/L	1	08/27/2021 13:14	181186
SW-846 3050B, 6010B, METALS BY ICP								
Aluminum	NELAP	5.66		**9040**	mg/Kg-dry	1	08/24/2021 16:17	181066
Antimony	NELAP	4.55		**< 4.55**	mg/Kg-dry	1	08/26/2021 16:20	181158
Arsenic	NELAP	2.36		**6.46**	mg/Kg-dry	1	08/24/2021 16:17	181066
Barium	NELAP	0.47		**135**	mg/Kg-dry	1	08/24/2021 16:17	181066
Beryllium	NELAP	0.05		**0.43**	mg/Kg-dry	1	08/24/2021 16:17	181066
Cadmium	NELAP	0.19		**0.31**	mg/Kg-dry	1	08/24/2021 16:17	181066
Calcium	NELAP	9.43		**6780**	mg/Kg-dry	1	08/24/2021 16:17	181066
Chromium	NELAP	0.47		**12.8**	mg/Kg-dry	1	08/24/2021 16:17	181066
Cobalt	NELAP	0.47		**6.07**	mg/Kg-dry	1	08/24/2021 16:17	181066
Copper	NELAP	0.47		**9.75**	mg/Kg-dry	1	08/24/2021 16:17	181066
Iron	NELAP	4.72		**12100**	mg/Kg-dry	1	08/24/2021 16:17	181066
Lead	NELAP	1.42		**16.5**	mg/Kg-dry	1	08/24/2021 16:17	181066
Magnesium	NELAP	4.72		**1980**	mg/Kg-dry	1	08/24/2021 16:17	181066
Manganese	NELAP	0.42		**626**	mg/Kg-dry	1	08/24/2021 16:17	181066
Nickel	NELAP	0.47		**11.1**	mg/Kg-dry	1	08/24/2021 16:17	181066
Potassium	NELAP	47.2		**1150**	mg/Kg-dry	5	08/25/2021 19:35	181066
Selenium	NELAP	3.77		**< 3.77**	mg/Kg-dry	1	08/24/2021 16:17	181066
Silver	NELAP	0.47		**< 0.47**	mg/Kg-dry	1	08/24/2021 16:17	181066
Sodium	NELAP	9.43		**49.0**	mg/Kg-dry	1	08/24/2021 16:17	181066
Thallium	NELAP	4.72		**< 4.72**	mg/Kg-dry	1	08/24/2021 16:17	181066
Vanadium	NELAP	0.94		**23.8**	mg/Kg-dry	1	08/24/2021 16:17	181066
Zinc	NELAP	2.83		**51.7**	mg/Kg-dry	1	08/24/2021 16:17	181066
Sample result(s) for Fe exceed 10 times the CCB. Data is reportable per the TNI Standard.								
SW-846 7471B								
Mercury	NELAP	0.013		**0.028**	mg/Kg-dry	1	08/25/2021 13:52	181137
SW-846 3550B, 8081B, CHLORINATED PESTICIDES BY GC/ECD								
4,4´-DDD	NELAP	0.00207		**ND**	mg/Kg-dry	1	08/25/2021 19:08	181122
4,4´-DDE	NELAP	0.00207		**ND**	mg/Kg-dry	1	08/25/2021 19:08	181122
4,4´-DDT	NELAP	0.00207		**ND**	mg/Kg-dry	1	08/25/2021 19:08	181122
Alachlor	NELAP	0.00207		**ND**	mg/Kg-dry	1	08/25/2021 19:08	181122
Aldrin	NELAP	0.00207		**ND**	mg/Kg-dry	1	08/25/2021 19:08	181122
alpha-BHC	NELAP	0.00207		**ND**	mg/Kg-dry	1	08/25/2021 19:08	181122
alpha-Chlordane	NELAP	0.00207		**ND**	mg/Kg-dry	1	08/25/2021 19:08	181122
beta-BHC	NELAP	0.00207		**ND**	mg/Kg-dry	1	08/25/2021 19:08	181122
Chlordane	NELAP	0.00414		**ND**	mg/Kg-dry	1	08/25/2021 19:08	181122
delta-BHC	NELAP	0.00207		**ND**	mg/Kg-dry	1	08/25/2021 19:08	181122
Dieldrin	NELAP	0.00207		**ND**	mg/Kg-dry	1	08/25/2021 19:08	181122
Endosulfan I	NELAP	0.00207		**ND**	mg/Kg-dry	1	08/25/2021 19:08	181122
Endosulfan II	NELAP	0.00207		**ND**	mg/Kg-dry	1	08/25/2021 19:08	181122

Laboratory Results

http://www.teklabinc.com/

Client: Terracon
Work Order: 21081199
Client Project: CCDD 15217050
Report Date: 31-Aug-21
Lab ID: 21081199-009
Client Sample ID: B-8 (1.5-6.5)
Matrix: SOLID
Collection Date: 08/19/2021 12:55

Analyses	Certification	RL	Qual	Result	Units	DF	Date Analyzed	Batch
SW-846 3550B, 8081B, CHLORINATED PESTICIDES BY GC/ECD								
Endosulfan sulfate	NELAP	0.00207		**ND**	mg/Kg-dry	1	08/25/2021 19:08	181122
Endrin	NELAP	0.00207		**ND**	mg/Kg-dry	1	08/25/2021 19:08	181122
Endrin aldehyde	NELAP	0.00207		**ND**	mg/Kg-dry	1	08/25/2021 19:08	181122
Endrin ketone	NELAP	0.00207		**ND**	mg/Kg-dry	1	08/25/2021 19:08	181122
gamma-BHC	NELAP	0.00207		**ND**	mg/Kg-dry	1	08/25/2021 19:08	181122
gamma-Chlordane	NELAP	0.00207		**ND**	mg/Kg-dry	1	08/25/2021 19:08	181122
Heptachlor	NELAP	0.00207		**ND**	mg/Kg-dry	1	08/25/2021 19:08	181122
Heptachlor epoxide	NELAP	0.00207		**ND**	mg/Kg-dry	1	08/25/2021 19:08	181122
Methoxychlor	NELAP	0.00207		**ND**	mg/Kg-dry	1	08/25/2021 19:08	181122
Toxaphene	NELAP	0.0372		**ND**	mg/Kg-dry	1	08/25/2021 19:08	181122
Surr: Decachlorobiphenyl	*	29.3-136		**90.2**	%REC	1	08/25/2021 19:08	181122
Surr: Tetrachloro-m-xylene	*	33.8-128		**95.1**	%REC	1	08/25/2021 19:08	181122
SW-846 3550B, 8082, POLYCHLORINATED BIPHENYLS (PCBS) BY GC/ECD								
Aroclor 1016	NELAP	0.0465		**ND**	mg/Kg-dry	1	08/25/2021 14:09	181122
Aroclor 1221	NELAP	0.0465		**ND**	mg/Kg-dry	1	08/25/2021 14:09	181122
Aroclor 1232	NELAP	0.0465		**ND**	mg/Kg-dry	1	08/25/2021 14:09	181122
Aroclor 1242	NELAP	0.0465		**ND**	mg/Kg-dry	1	08/25/2021 14:09	181122
Aroclor 1248	NELAP	0.0465		**ND**	mg/Kg-dry	1	08/25/2021 14:09	181122
Aroclor 1254	NELAP	0.0465		**ND**	mg/Kg-dry	1	08/25/2021 14:09	181122
Aroclor 1260	NELAP	0.0465		**ND**	mg/Kg-dry	1	08/25/2021 14:09	181122
Surr: Decachlorobiphenyl	*	21.6-145		**90.9**	%REC	1	08/25/2021 14:09	181122
Surr: Tetrachloro-meta-xylene	*	19.8-124		**83.1**	%REC	1	08/25/2021 14:09	181122
SW-846 3550B, 8270C SIMS, SEMI-VOLATILE ORGANIC COMPOUNDS BY GC/MS								
2-Methylnaphthalene	NELAP	0.0211		**ND**	mg/Kg-dry	1	08/26/2021 18:42	181179
Acenaphthene	NELAP	0.0043		**ND**	mg/Kg-dry	1	08/26/2021 18:42	181179
Acenaphthylene	NELAP	0.0043		**ND**	mg/Kg-dry	1	08/26/2021 18:42	181179
Anthracene	NELAP	0.0043		**ND**	mg/Kg-dry	1	08/26/2021 18:42	181179
Benzo(a)anthracene	NELAP	0.0127		**ND**	mg/Kg-dry	1	08/26/2021 18:42	181179
Benzo(a)pyrene	NELAP	0.0043		**0.0046**	mg/Kg-dry	1	08/26/2021 18:42	181179
Benzo(b)fluoranthene	NELAP	0.0043		**0.0068**	mg/Kg-dry	1	08/26/2021 18:42	181179
Benzo(g,h,i)perylene	NELAP	0.0043		**ND**	mg/Kg-dry	1	08/26/2021 18:42	181179
Benzo(k)fluoranthene	NELAP	0.0043		**ND**	mg/Kg-dry	1	08/26/2021 18:42	181179
Bis(2-ethylhexyl)phthalate	NELAP	0.0848		**ND**	mg/Kg-dry	1	08/26/2021 18:42	181179
Chrysene	NELAP	0.0043		**ND**	mg/Kg-dry	1	08/26/2021 18:42	181179
Dibenzo(a,h)anthracene	NELAP	0.0043		**ND**	mg/Kg-dry	1	08/26/2021 18:42	181179
Diethyl phthalate	NELAP	0.0430		**ND**	mg/Kg-dry	1	08/26/2021 18:42	181179
Dimethyl phthalate	NELAP	0.127		**ND**	mg/Kg-dry	1	08/26/2021 18:42	181179
Di-n-butyl phthalate	NELAP	0.0430		**ND**	mg/Kg-dry	1	08/26/2021 18:42	181179
Fluoranthene	NELAP	0.0043		**0.0068**	mg/Kg-dry	1	08/26/2021 18:42	181179
Fluorene	NELAP	0.0043		**ND**	mg/Kg-dry	1	08/26/2021 18:42	181179
Indeno(1,2,3-cd)pyrene	NELAP	0.0043		**ND**	mg/Kg-dry	1	08/26/2021 18:42	181179
m,p-Cresol	NELAP	0.0127		**ND**	mg/Kg-dry	1	08/26/2021 18:42	181179
Naphthalene	NELAP	0.0043		**ND**	mg/Kg-dry	1	08/26/2021 18:42	181179
o-Cresol	NELAP	0.0043		**ND**	mg/Kg-dry	1	08/26/2021 18:42	181179
Phenanthrene	NELAP	0.0076		**ND**	mg/Kg-dry	1	08/26/2021 18:42	181179
Pyrene	NELAP	0.0043		**0.0059**	mg/Kg-dry	1	08/26/2021 18:42	181179
Surr: 2-Fluorobiphenyl	*	42.3-99.4		**75.2**	%REC	1	08/26/2021 18:42	181179

Laboratory Results

http://www.teklabinc.com/

Client: Terracon
Client Project: CCDD 15217050
Lab ID: 21081199-009
Matrix: SOLID

Work Order: 21081199
Report Date: 31-Aug-21
Client Sample ID: B-8 (1.5-6.5)
Collection Date: 08/19/2021 12:55

Analyses	Certification	RL	Qual	Result	Units	DF	Date Analyzed	Batch
SW-846 3550B, 8270C SIMS, SEMI-VOLATILE ORGANIC COMPOUNDS BY GC/MS								
Surr: 2-Fluorophenol	*	39.3-99.8		**71.4**	%REC	1	08/26/2021 18:42	181179
Surr: Nitrobenzene-d5	*	37.5-100		**74.3**	%REC	1	08/26/2021 18:42	181179
Surr: Phenol-d5	*	42.6-104		**76.8**	%REC	1	08/26/2021 18:42	181179
Surr: p-Terphenyl-d14	*	31.2-118		**93.2**	%REC	1	08/26/2021 18:42	181179
SW-846 3550B, 8270C, SEMI-VOLATILE ORGANIC COMPOUNDS BY GC/MS								
1,2,4-Trichlorobenzene	NELAP	0.633		**ND**	mg/Kg-dry	1	08/26/2021 18:42	181179
1,2-Dichlorobenzene	NELAP	0.633		**ND**	mg/Kg-dry	1	08/26/2021 18:42	181179
1,3-Dichlorobenzene	NELAP	0.633		**ND**	mg/Kg-dry	1	08/26/2021 18:42	181179
1,4-Dichlorobenzene	NELAP	0.633		**ND**	mg/Kg-dry	1	08/26/2021 18:42	181179
2,4,5-Trichlorophenol	NELAP	0.443		**ND**	mg/Kg-dry	1	08/26/2021 18:42	181179
2,4,6-Trichlorophenol	NELAP	0.443		**ND**	mg/Kg-dry	1	08/26/2021 18:42	181179
2,4-Dichlorophenol	NELAP	0.633		**ND**	mg/Kg-dry	1	08/26/2021 18:42	181179
2,4-Dinitrophenol	NELAP	1.27		**ND**	mg/Kg-dry	1	08/26/2021 18:42	181179
2,4-Dinitrotoluene	NELAP	0.443		**ND**	mg/Kg-dry	1	08/26/2021 18:42	181179
2,6-Dinitrotoluene	NELAP	0.443		**ND**	mg/Kg-dry	1	08/26/2021 18:42	181179
2-Chloronaphthalene	NELAP	0.443		**ND**	mg/Kg-dry	1	08/26/2021 18:42	181179
2-Chlorophenol	NELAP	0.633		**ND**	mg/Kg-dry	1	08/26/2021 18:42	181179
2-Nitroaniline	NELAP	1.27		**ND**	mg/Kg-dry	1	08/26/2021 18:42	181179
2-Nitrophenol	NELAP	0.443		**ND**	mg/Kg-dry	1	08/26/2021 18:42	181179
3,3´-Dichlorobenzidine	NELAP	0.443		**ND**	mg/Kg-dry	1	08/26/2021 18:42	181179
3-Nitroaniline	NELAP	1.27		**ND**	mg/Kg-dry	1	08/26/2021 18:42	181179
4,6-Dinitro-2-methylphenol	NELAP	1.27		**ND**	mg/Kg-dry	1	08/26/2021 18:42	181179
4-Bromophenyl phenyl ether	NELAP	0.443		**ND**	mg/Kg-dry	1	08/26/2021 18:42	181179
4-Chloro-3-methylphenol	NELAP	0.633		**ND**	mg/Kg-dry	1	08/26/2021 18:42	181179
4-Chloroaniline	NELAP	0.633		**ND**	mg/Kg-dry	1	08/26/2021 18:42	181179
4-Chlorophenyl phenyl ether	NELAP	0.443		**ND**	mg/Kg-dry	1	08/26/2021 18:42	181179
4-Nitroaniline	NELAP	0.633		**ND**	mg/Kg-dry	1	08/26/2021 18:42	181179
4-Nitrophenol	NELAP	0.443		**ND**	mg/Kg-dry	1	08/26/2021 18:42	181179
Bis(2-chloroethyl)ether	NELAP	0.633		**ND**	mg/Kg-dry	1	08/26/2021 18:42	181179
Bis(2-chloroisopropyl)ether	NELAP	0.443		**ND**	mg/Kg-dry	1	08/26/2021 18:42	181179
Butyl benzyl phthalate	NELAP	0.443		**ND**	mg/Kg-dry	1	08/26/2021 18:42	181179
Carbazole	NELAP	0.633		**ND**	mg/Kg-dry	1	08/26/2021 18:42	181179
Dibenzofuran	NELAP	0.443		**ND**	mg/Kg-dry	1	08/26/2021 18:42	181179
Hexachlorobenzene	NELAP	0.443		**ND**	mg/Kg-dry	1	08/26/2021 18:42	181179
Hexachlorobutadiene	NELAP	0.633		**ND**	mg/Kg-dry	1	08/26/2021 18:42	181179
Hexachlorocyclopentadiene	NELAP	0.633		**ND**	mg/Kg-dry	1	08/26/2021 18:42	181179
Hexachloroethane	NELAP	0.633		**ND**	mg/Kg-dry	1	08/26/2021 18:42	181179
Isophorone	NELAP	0.443		**ND**	mg/Kg-dry	1	08/26/2021 18:42	181179
Nitrobenzene	NELAP	0.633		**ND**	mg/Kg-dry	1	08/26/2021 18:42	181179
N-Nitrosodimethylamine	NELAP	0.633		**ND**	mg/Kg-dry	1	08/26/2021 18:42	181179
N-Nitroso-di-n-propylamine	NELAP	0.633		**ND**	mg/Kg-dry	1	08/26/2021 18:42	181179
Pentachlorophenol	NELAP	2.53		**ND**	mg/Kg-dry	1	08/26/2021 18:42	181179
Phenol	NELAP	0.443		**ND**	mg/Kg-dry	1	08/26/2021 18:42	181179
Surr: 2,4,6-Tribromophenol	*	26.7-117		**79.8**	%REC	1	08/26/2021 18:42	181179
Surr: 2-Fluorobiphenyl	*	26.4-105		**75.2**	%REC	1	08/26/2021 18:42	181179
Surr: 2-Fluorophenol	*	33.9-102		**71.4**	%REC	1	08/26/2021 18:42	181179
Surr: Nitrobenzene-d5	*	28.5-104		**74.3**	%REC	1	08/26/2021 18:42	181179

Laboratory Results

http://www.teklabinc.com/

Client: Terracon
Work Order: 21081199
Client Project: CCDD 15217050
Report Date: 31-Aug-21
Lab ID: 21081199-009
Client Sample ID: B-8 (1.5-6.5)
Matrix: SOLID
Collection Date: 08/19/2021 12:55

Analyses	Certification	RL	Qual	Result	Units	DF	Date Analyzed	Batch
SW-846 3550B, 8270C, SEMI-VOLATILE ORGANIC COMPOUNDS BY GC/MS								
Surr: Phenol-d5	*	36-105		**76.8**	%REC	1	08/26/2021 18:42	181179
Surr: p-Terphenyl-d14	*	33-105		**93.2**	%REC	1	08/26/2021 18:42	181179
SW-846 5035, 8260B, VOLATILE ORGANIC COMPOUNDS BY GC/MS								
1,1,1-Trichloroethane	NELAP	0.0021		**ND**	mg/Kg-dry	1	08/23/2021 17:35	181082
1,1,2,2-Tetrachloroethane	NELAP	0.0021		**ND**	mg/Kg-dry	1	08/23/2021 17:35	181082
1,1,2-Trichloroethane	NELAP	0.0052		**ND**	mg/Kg-dry	1	08/23/2021 17:35	181082
1,1-Dichloroethane	NELAP	0.0021		**ND**	mg/Kg-dry	1	08/23/2021 17:35	181082
1,1-Dichloroethene	NELAP	0.0021		**ND**	mg/Kg-dry	1	08/23/2021 17:35	181082
1,2-Dichloroethane	NELAP	0.0021		**ND**	mg/Kg-dry	1	08/23/2021 17:35	181082
1,2-Dichloropropane	NELAP	0.0021		**ND**	mg/Kg-dry	1	08/23/2021 17:35	181082
2-Butanone	NELAP	0.0261		**ND**	mg/Kg-dry	1	08/23/2021 17:35	181082
2-Hexanone	NELAP	0.0261		**ND**	mg/Kg-dry	1	08/23/2021 17:35	181082
4-Methyl-2-pentanone	NELAP	0.0261		**ND**	mg/Kg-dry	1	08/23/2021 17:35	181082
Acetone	NELAP	0.0261		**ND**	mg/Kg-dry	1	08/23/2021 17:35	181082
Benzene	NELAP	0.0010		**ND**	mg/Kg-dry	1	08/23/2021 17:35	181082
Bromodichloromethane	NELAP	0.0021		**ND**	mg/Kg-dry	1	08/23/2021 17:35	181082
Bromoform	NELAP	0.0052		**ND**	mg/Kg-dry	1	08/23/2021 17:35	181082
Bromomethane	NELAP	0.0104		**ND**	mg/Kg-dry	1	08/23/2021 17:35	181082
Carbon disulfide	NELAP	0.0021		**ND**	mg/Kg-dry	1	08/23/2021 17:35	181082
Carbon tetrachloride	NELAP	0.0021		**ND**	mg/Kg-dry	1	08/23/2021 17:35	181082
Chlorobenzene	NELAP	0.0021		**ND**	mg/Kg-dry	1	08/23/2021 17:35	181082
Chloroethane	NELAP	0.0104		**ND**	mg/Kg-dry	1	08/23/2021 17:35	181082
Chloroform	NELAP	0.0021		**ND**	mg/Kg-dry	1	08/23/2021 17:35	181082
Chloromethane	NELAP	0.0104		**ND**	mg/Kg-dry	1	08/23/2021 17:35	181082
cis-1,2-Dichloroethene	NELAP	0.0021		**ND**	mg/Kg-dry	1	08/23/2021 17:35	181082
cis-1,3-Dichloropropene	NELAP	0.0021		**ND**	mg/Kg-dry	1	08/23/2021 17:35	181082
Dibromochloromethane	NELAP	0.0021		**ND**	mg/Kg-dry	1	08/23/2021 17:35	181082
Ethylbenzene	NELAP	0.0021		**ND**	mg/Kg-dry	1	08/23/2021 17:35	181082
Methyl tert-butyl ether	NELAP	0.0021		**ND**	mg/Kg-dry	1	08/23/2021 17:35	181082
Methylene chloride	NELAP	0.0104		**ND**	mg/Kg-dry	1	08/23/2021 17:35	181082
Styrene	NELAP	0.0021		**ND**	mg/Kg-dry	1	08/23/2021 17:35	181082
Tetrachloroethene	NELAP	0.0021		**ND**	mg/Kg-dry	1	08/23/2021 17:35	181082
Toluene	NELAP	0.0021		**ND**	mg/Kg-dry	1	08/23/2021 17:35	181082
trans-1,2-Dichloroethene	NELAP	0.0021		**ND**	mg/Kg-dry	1	08/23/2021 17:35	181082
trans-1,3-Dichloropropene	NELAP	0.0021		**ND**	mg/Kg-dry	1	08/23/2021 17:35	181082
Trichloroethene	NELAP	0.0021		**ND**	mg/Kg-dry	1	08/23/2021 17:35	181082
Vinyl chloride	NELAP	0.0021		**ND**	mg/Kg-dry	1	08/23/2021 17:35	181082
Xylenes, Total	NELAP	0.0084		**ND**	mg/Kg-dry	1	08/23/2021 17:35	181082
Surr: 1,2-Dichloroethane-d4	*	74-124		**117.7**	%REC	1	08/23/2021 17:35	181082
Surr: 4-Bromofluorobenzene	*	79.4-123		**105.0**	%REC	1	08/23/2021 17:35	181082
Surr: Dibromofluoromethane	*	89.2-112		**101.5**	%REC	1	08/23/2021 17:35	181082
Surr: Toluene-d8	*	85-115		**101.0**	%REC	1	08/23/2021 17:35	181082

Laboratory Results

http://www.teklabinc.com/

Client: Terracon
Work Order: 21081199
Client Project: CCDD 15217050
Report Date: 31-Aug-21
Lab ID: 21081199-010
Client Sample ID: B-11 (1.5-6.5)
Matrix: SOLID
Collection Date: 08/19/2021 13:05

Analyses	Certification	RL	Qual	Result	Units	DF	Date Analyzed	Batch
EPA SW846 3550C, 5035A, ASTM D2974								
Percent Moisture	*	0.1		**20.5**	%	1	08/20/2021 10:25	R296995
SW-846 9045C								
pH (1:1)	NELAP	1.00		**7.40**		1	08/20/2021 16:10	R296950
SW-846 1311, 3010A, 6010B, METALS IN TCLP EXTRACT BY ICP								
Aluminum	NELAP	0.0500		**< 0.0500**	mg/L	1	08/27/2021 16:07	181186
Iron	NELAP	0.0400		**< 0.0400**	mg/L	1	08/27/2021 16:07	181186
SW-846 3050B, 6010B, METALS BY ICP								
Aluminum	NELAP	5.88		**10200**	mg/Kg-dry	1	08/24/2021 16:20	181066
Antimony	NELAP	4.72		**< 4.72**	mg/Kg-dry	1	08/26/2021 16:25	181158
Arsenic	NELAP	2.45		**12.7**	mg/Kg-dry	1	08/24/2021 16:20	181066
Barium	NELAP	0.49		**138**	mg/Kg-dry	1	08/24/2021 16:20	181066
Beryllium	NELAP	0.05		**0.56**	mg/Kg-dry	1	08/24/2021 16:20	181066
Cadmium	NELAP	0.20		**0.26**	mg/Kg-dry	1	08/24/2021 16:20	181066
Calcium	NELAP	9.80		**5280**	mg/Kg-dry	1	08/24/2021 16:20	181066
Chromium	NELAP	0.49		**17.0**	mg/Kg-dry	1	08/24/2021 16:20	181066
Cobalt	NELAP	0.49		**8.16**	mg/Kg-dry	1	08/24/2021 16:20	181066
Copper	NELAP	0.49		**20.5**	mg/Kg-dry	1	08/24/2021 16:20	181066
Iron	NELAP	4.90		**22300**	mg/Kg-dry	1	08/24/2021 16:20	181066
Lead	NELAP	1.47		**12.4**	mg/Kg-dry	1	08/24/2021 16:20	181066
Magnesium	NELAP	4.90		**4200**	mg/Kg-dry	1	08/24/2021 16:20	181066
Manganese	NELAP	0.44		**675**	mg/Kg-dry	1	08/24/2021 16:20	181066
Nickel	NELAP	0.49		**22.4**	mg/Kg-dry	1	08/24/2021 16:20	181066
Potassium	NELAP	49.0		**1220**	mg/Kg-dry	5	08/25/2021 19:38	181066
Selenium	NELAP	3.92		**< 3.92**	mg/Kg-dry	1	08/24/2021 16:20	181066
Silver	NELAP	0.49		**< 0.49**	mg/Kg-dry	1	08/24/2021 16:20	181066
Sodium	NELAP	9.80		**165**	mg/Kg-dry	1	08/24/2021 16:20	181066
Thallium	NELAP	4.90		**< 4.90**	mg/Kg-dry	1	08/24/2021 16:20	181066
Vanadium	NELAP	0.98		**31.7**	mg/Kg-dry	1	08/24/2021 16:20	181066
Zinc	NELAP	2.94		**59.7**	mg/Kg-dry	1	08/24/2021 16:20	181066
Sample result(s) for Fe exceed 10 times the CCB. Data is reportable per the TNI Standard.								
SW-846 7471B								
Mercury	NELAP	0.013		**0.027**	mg/Kg-dry	1	08/25/2021 13:54	181137
SW-846 3550B, 8081B, CHLORINATED PESTICIDES BY GC/ECD								
4,4´-DDD	NELAP	0.00204		**ND**	mg/Kg-dry	1	08/25/2021 20:04	181122
4,4´-DDE	NELAP	0.00204		**ND**	mg/Kg-dry	1	08/25/2021 20:04	181122
4,4´-DDT	NELAP	0.00204		**ND**	mg/Kg-dry	1	08/25/2021 20:04	181122
Alachlor	NELAP	0.00204		**ND**	mg/Kg-dry	1	08/25/2021 20:04	181122
Aldrin	NELAP	0.00204		**ND**	mg/Kg-dry	1	08/25/2021 20:04	181122
alpha-BHC	NELAP	0.00204		**ND**	mg/Kg-dry	1	08/25/2021 20:04	181122
alpha-Chlordane	NELAP	0.00204		**ND**	mg/Kg-dry	1	08/25/2021 20:04	181122
beta-BHC	NELAP	0.00204		**ND**	mg/Kg-dry	1	08/25/2021 20:04	181122
Chlordane	NELAP	0.00408		**ND**	mg/Kg-dry	1	08/25/2021 20:04	181122
delta-BHC	NELAP	0.00204		**ND**	mg/Kg-dry	1	08/25/2021 20:04	181122
Dieldrin	NELAP	0.00204		**ND**	mg/Kg-dry	1	08/25/2021 20:04	181122
Endosulfan I	NELAP	0.00204		**ND**	mg/Kg-dry	1	08/25/2021 20:04	181122
Endosulfan II	NELAP	0.00204		**ND**	mg/Kg-dry	1	08/25/2021 20:04	181122

Laboratory Results

http://www.teklabinc.com/

Client: Terracon
Work Order: 21081199
Client Project: CCDD 15217050
Report Date: 31-Aug-21
Lab ID: 21081199-010
Client Sample ID: B-11 (1.5-6.5)
Matrix: SOLID
Collection Date: 08/19/2021 13:05

Analyses	Certification	RL	Qual	Result	Units	DF	Date Analyzed	Batch
SW-846 3550B, 8081B, CHLORINATED PESTICIDES BY GC/ECD								
Endosulfan sulfate	NELAP	0.00204		**ND**	mg/Kg-dry	1	08/25/2021 20:04	181122
Endrin	NELAP	0.00204		**ND**	mg/Kg-dry	1	08/25/2021 20:04	181122
Endrin aldehyde	NELAP	0.00204		**ND**	mg/Kg-dry	1	08/25/2021 20:04	181122
Endrin ketone	NELAP	0.00204		**ND**	mg/Kg-dry	1	08/25/2021 20:04	181122
gamma-BHC	NELAP	0.00204		**ND**	mg/Kg-dry	1	08/25/2021 20:04	181122
gamma-Chlordane	NELAP	0.00204		**ND**	mg/Kg-dry	1	08/25/2021 20:04	181122
Heptachlor	NELAP	0.00204		**ND**	mg/Kg-dry	1	08/25/2021 20:04	181122
Heptachlor epoxide	NELAP	0.00204		**ND**	mg/Kg-dry	1	08/25/2021 20:04	181122
Methoxychlor	NELAP	0.00204		**ND**	mg/Kg-dry	1	08/25/2021 20:04	181122
Toxaphene	NELAP	0.0366		**ND**	mg/Kg-dry	1	08/25/2021 20:04	181122
Surr: Decachlorobiphenyl	*	29.3-136		**74.8**	%REC	1	08/25/2021 20:04	181122
Surr: Tetrachloro-m-xylene	*	33.8-128		**77.9**	%REC	1	08/25/2021 20:04	181122
SW-846 3550B, 8082, POLYCHLORINATED BIPHENYLS (PCBS) BY GC/ECD								
Aroclor 1016	NELAP	0.0458		**ND**	mg/Kg-dry	1	08/25/2021 14:26	181122
Aroclor 1221	NELAP	0.0458		**ND**	mg/Kg-dry	1	08/25/2021 14:26	181122
Aroclor 1232	NELAP	0.0458		**ND**	mg/Kg-dry	1	08/25/2021 14:26	181122
Aroclor 1242	NELAP	0.0458		**ND**	mg/Kg-dry	1	08/25/2021 14:26	181122
Aroclor 1248	NELAP	0.0458		**ND**	mg/Kg-dry	1	08/25/2021 14:26	181122
Aroclor 1254	NELAP	0.0458		**ND**	mg/Kg-dry	1	08/25/2021 14:26	181122
Aroclor 1260	NELAP	0.0458		**ND**	mg/Kg-dry	1	08/25/2021 14:26	181122
Surr: Decachlorobiphenyl	*	21.6-145		**71.9**	%REC	1	08/25/2021 14:26	181122
Surr: Tetrachloro-meta-xylene	*	19.8-124		**67.2**	%REC	1	08/25/2021 14:26	181122
SW-846 3550B, 8270C SIMS, SEMI-VOLATILE ORGANIC COMPOUNDS BY GC/MS								
2-Methylnaphthalene	NELAP	0.0205		**ND**	mg/Kg-dry	1	08/26/2021 19:16	181179
Acenaphthene	NELAP	0.0042		**ND**	mg/Kg-dry	1	08/26/2021 19:16	181179
Acenaphthylene	NELAP	0.0042		**ND**	mg/Kg-dry	1	08/26/2021 19:16	181179
Anthracene	NELAP	0.0042		**ND**	mg/Kg-dry	1	08/26/2021 19:16	181179
Benzo(a)anthracene	NELAP	0.0123		**ND**	mg/Kg-dry	1	08/26/2021 19:16	181179
Benzo(a)pyrene	NELAP	0.0042		**ND**	mg/Kg-dry	1	08/26/2021 19:16	181179
Benzo(b)fluoranthene	NELAP	0.0042		**ND**	mg/Kg-dry	1	08/26/2021 19:16	181179
Benzo(g,h,i)perylene	NELAP	0.0042		**ND**	mg/Kg-dry	1	08/26/2021 19:16	181179
Benzo(k)fluoranthene	NELAP	0.0042		**ND**	mg/Kg-dry	1	08/26/2021 19:16	181179
Bis(2-ethylhexyl)phthalate	NELAP	0.0824		**ND**	mg/Kg-dry	1	08/26/2021 19:16	181179
Chrysene	NELAP	0.0042		**ND**	mg/Kg-dry	1	08/26/2021 19:16	181179
Dibenzo(a,h)anthracene	NELAP	0.0042		**ND**	mg/Kg-dry	1	08/26/2021 19:16	181179
Diethyl phthalate	NELAP	0.0418		**ND**	mg/Kg-dry	1	08/26/2021 19:16	181179
Dimethyl phthalate	NELAP	0.123		**ND**	mg/Kg-dry	1	08/26/2021 19:16	181179
Di-n-butyl phthalate	NELAP	0.0418		**ND**	mg/Kg-dry	1	08/26/2021 19:16	181179
Fluoranthene	NELAP	0.0042		**ND**	mg/Kg-dry	1	08/26/2021 19:16	181179
Fluorene	NELAP	0.0042		**ND**	mg/Kg-dry	1	08/26/2021 19:16	181179
Indeno(1,2,3-cd)pyrene	NELAP	0.0042		**ND**	mg/Kg-dry	1	08/26/2021 19:16	181179
m,p-Cresol	NELAP	0.0123		**ND**	mg/Kg-dry	1	08/26/2021 19:16	181179
Naphthalene	NELAP	0.0042		**ND**	mg/Kg-dry	1	08/26/2021 19:16	181179
o-Cresol	NELAP	0.0042		**ND**	mg/Kg-dry	1	08/26/2021 19:16	181179
Phenanthrene	NELAP	0.0074		**ND**	mg/Kg-dry	1	08/26/2021 19:16	181179
Pyrene	NELAP	0.0042		**ND**	mg/Kg-dry	1	08/26/2021 19:16	181179
Surr: 2-Fluorobiphenyl	*	42.3-99.4		**79.3**	%REC	1	08/26/2021 19:16	181179

Laboratory Results

http://www.teklabinc.com/

Client: Terracon
Work Order: 21081199
Client Project: CCDD 15217050
Report Date: 31-Aug-21
Lab ID: 21081199-010
Client Sample ID: B-11 (1.5-6.5)
Matrix: SOLID
Collection Date: 08/19/2021 13:05

Analyses	Certification	RL	Qual	Result	Units	DF	Date Analyzed	Batch
SW-846 3550B, 8270C SIMS, SEMI-VOLATILE ORGANIC COMPOUNDS BY GC/MS								
Surr: 2-Fluorophenol	*	39.3-99.8		**81.4**	%REC	1	08/26/2021 19:16	181179
Surr: Nitrobenzene-d5	*	37.5-100		**80.5**	%REC	1	08/26/2021 19:16	181179
Surr: Phenol-d5	*	42.6-104		**86.0**	%REC	1	08/26/2021 19:16	181179
Surr: p-Terphenyl-d14	*	31.2-118		**94.8**	%REC	1	08/26/2021 19:16	181179
SW-846 3550B, 8270C, SEMI-VOLATILE ORGANIC COMPOUNDS BY GC/MS								
1,2,4-Trichlorobenzene	NELAP	0.615		**ND**	mg/Kg-dry	1	08/26/2021 19:16	181179
1,2-Dichlorobenzene	NELAP	0.615		**ND**	mg/Kg-dry	1	08/26/2021 19:16	181179
1,3-Dichlorobenzene	NELAP	0.615		**ND**	mg/Kg-dry	1	08/26/2021 19:16	181179
1,4-Dichlorobenzene	NELAP	0.615		**ND**	mg/Kg-dry	1	08/26/2021 19:16	181179
2,4,5-Trichlorophenol	NELAP	0.431		**ND**	mg/Kg-dry	1	08/26/2021 19:16	181179
2,4,6-Trichlorophenol	NELAP	0.431		**ND**	mg/Kg-dry	1	08/26/2021 19:16	181179
2,4-Dichlorophenol	NELAP	0.615		**ND**	mg/Kg-dry	1	08/26/2021 19:16	181179
2,4-Dinitrophenol	NELAP	1.23		**ND**	mg/Kg-dry	1	08/26/2021 19:16	181179
2,4-Dinitrotoluene	NELAP	0.431		**ND**	mg/Kg-dry	1	08/26/2021 19:16	181179
2,6-Dinitrotoluene	NELAP	0.431		**ND**	mg/Kg-dry	1	08/26/2021 19:16	181179
2-Chloronaphthalene	NELAP	0.431		**ND**	mg/Kg-dry	1	08/26/2021 19:16	181179
2-Chlorophenol	NELAP	0.615		**ND**	mg/Kg-dry	1	08/26/2021 19:16	181179
2-Nitroaniline	NELAP	1.23		**ND**	mg/Kg-dry	1	08/26/2021 19:16	181179
2-Nitrophenol	NELAP	0.431		**ND**	mg/Kg-dry	1	08/26/2021 19:16	181179
3,3´-Dichlorobenzidine	NELAP	0.431		**ND**	mg/Kg-dry	1	08/26/2021 19:16	181179
3-Nitroaniline	NELAP	1.23		**ND**	mg/Kg-dry	1	08/26/2021 19:16	181179
4,6-Dinitro-2-methylphenol	NELAP	1.23		**ND**	mg/Kg-dry	1	08/26/2021 19:16	181179
4-Bromophenyl phenyl ether	NELAP	0.431		**ND**	mg/Kg-dry	1	08/26/2021 19:16	181179
4-Chloro-3-methylphenol	NELAP	0.615		**ND**	mg/Kg-dry	1	08/26/2021 19:16	181179
4-Chloroaniline	NELAP	0.615		**ND**	mg/Kg-dry	1	08/26/2021 19:16	181179
4-Chlorophenyl phenyl ether	NELAP	0.431		**ND**	mg/Kg-dry	1	08/26/2021 19:16	181179
4-Nitroaniline	NELAP	0.615		**ND**	mg/Kg-dry	1	08/26/2021 19:16	181179
4-Nitrophenol	NELAP	0.431		**ND**	mg/Kg-dry	1	08/26/2021 19:16	181179
Bis(2-chloroethyl)ether	NELAP	0.615		**ND**	mg/Kg-dry	1	08/26/2021 19:16	181179
Bis(2-chloroisopropyl)ether	NELAP	0.431		**ND**	mg/Kg-dry	1	08/26/2021 19:16	181179
Butyl benzyl phthalate	NELAP	0.431		**ND**	mg/Kg-dry	1	08/26/2021 19:16	181179
Carbazole	NELAP	0.615		**ND**	mg/Kg-dry	1	08/26/2021 19:16	181179
Dibenzofuran	NELAP	0.431		**ND**	mg/Kg-dry	1	08/26/2021 19:16	181179
Hexachlorobenzene	NELAP	0.431		**ND**	mg/Kg-dry	1	08/26/2021 19:16	181179
Hexachlorobutadiene	NELAP	0.615		**ND**	mg/Kg-dry	1	08/26/2021 19:16	181179
Hexachlorocyclopentadiene	NELAP	0.615		**ND**	mg/Kg-dry	1	08/26/2021 19:16	181179
Hexachloroethane	NELAP	0.615		**ND**	mg/Kg-dry	1	08/26/2021 19:16	181179
Isophorone	NELAP	0.431		**ND**	mg/Kg-dry	1	08/26/2021 19:16	181179
Nitrobenzene	NELAP	0.615		**ND**	mg/Kg-dry	1	08/26/2021 19:16	181179
N-Nitrosodimethylamine	NELAP	0.615		**ND**	mg/Kg-dry	1	08/26/2021 19:16	181179
N-Nitroso-di-n-propylamine	NELAP	0.615		**ND**	mg/Kg-dry	1	08/26/2021 19:16	181179
Pentachlorophenol	NELAP	2.46		**ND**	mg/Kg-dry	1	08/26/2021 19:16	181179
Phenol	NELAP	0.431		**ND**	mg/Kg-dry	1	08/26/2021 19:16	181179
Surr: 2,4,6-Tribromophenol	*	26.7-117		**84.3**	%REC	1	08/26/2021 19:16	181179
Surr: 2-Fluorobiphenyl	*	26.4-105		**79.3**	%REC	1	08/26/2021 19:16	181179
Surr: 2-Fluorophenol	*	33.9-102		**81.4**	%REC	1	08/26/2021 19:16	181179
Surr: Nitrobenzene-d5	*	28.5-104		**80.5**	%REC	1	08/26/2021 19:16	181179

Laboratory Results

http://www.teklabinc.com/

Client: Terracon
Work Order: 21081199
Client Project: CCDD 15217050
Report Date: 31-Aug-21
Lab ID: 21081199-010
Client Sample ID: B-11 (1.5-6.5)
Matrix: SOLID
Collection Date: 08/19/2021 13:05

Analyses	Certification	RL	Qual	Result	Units	DF	Date Analyzed	Batch
SW-846 3550B, 8270C, SEMI-VOLATILE ORGANIC COMPOUNDS BY GC/MS								
Surr: Phenol-d5	*	36-105		**86.0**	%REC	1	08/26/2021 19:16	181179
Surr: p-Terphenyl-d14	*	33-105		**94.8**	%REC	1	08/26/2021 19:16	181179
SW-846 5035, 8260B, VOLATILE ORGANIC COMPOUNDS BY GC/MS								
1,1,1-Trichloroethane	NELAP	0.0565		**ND**	mg/Kg-dry	12.5	08/24/2021 13:33	181108
1,1,2,2-Tetrachloroethane	NELAP	0.0565		**ND**	mg/Kg-dry	12.5	08/24/2021 13:33	181108
1,1,2-Trichloroethane	NELAP	0.141		**ND**	mg/Kg-dry	12.5	08/24/2021 13:33	181108
1,1-Dichloroethane	NELAP	0.0565		**ND**	mg/Kg-dry	12.5	08/24/2021 13:33	181108
1,1-Dichloroethene	NELAP	0.0565		**ND**	mg/Kg-dry	12.5	08/24/2021 13:33	181108
1,2-Dichloroethane	NELAP	0.0565		**ND**	mg/Kg-dry	12.5	08/24/2021 13:33	181108
1,2-Dichloropropane	NELAP	0.0565		**ND**	mg/Kg-dry	12.5	08/24/2021 13:33	181108
2-Butanone	NELAP	0.707		**ND**	mg/Kg-dry	12.5	08/24/2021 13:33	181108
2-Hexanone	NELAP	0.707		**ND**	mg/Kg-dry	12.5	08/24/2021 13:33	181108
4-Methyl-2-pentanone	NELAP	0.707		**ND**	mg/Kg-dry	12.5	08/24/2021 13:33	181108
Acetone	NELAP	0.707		**ND**	mg/Kg-dry	12.5	08/24/2021 13:33	181108
Benzene	NELAP	0.0283		**ND**	mg/Kg-dry	12.5	08/24/2021 13:33	181108
Bromodichloromethane	NELAP	0.0565		**ND**	mg/Kg-dry	12.5	08/24/2021 13:33	181108
Bromoform	NELAP	0.141		**ND**	mg/Kg-dry	12.5	08/24/2021 13:33	181108
Bromomethane	NELAP	0.283		**ND**	mg/Kg-dry	12.5	08/24/2021 13:33	181108
Carbon disulfide	NELAP	0.0565		**ND**	mg/Kg-dry	12.5	08/24/2021 13:33	181108
Carbon tetrachloride	NELAP	0.0565		**ND**	mg/Kg-dry	12.5	08/24/2021 13:33	181108
Chlorobenzene	NELAP	0.0565		**ND**	mg/Kg-dry	12.5	08/24/2021 13:33	181108
Chloroethane	NELAP	0.283		**ND**	mg/Kg-dry	12.5	08/24/2021 13:33	181108
Chloroform	NELAP	0.0565		**ND**	mg/Kg-dry	12.5	08/24/2021 13:33	181108
Chloromethane	NELAP	0.283		**ND**	mg/Kg-dry	12.5	08/24/2021 13:33	181108
cis-1,2-Dichloroethene	NELAP	0.0565		**ND**	mg/Kg-dry	12.5	08/24/2021 13:33	181108
cis-1,3-Dichloropropene	NELAP	0.0565		**ND**	mg/Kg-dry	12.5	08/24/2021 13:33	181108
Dibromochloromethane	NELAP	0.0565		**ND**	mg/Kg-dry	12.5	08/24/2021 13:33	181108
Ethylbenzene	NELAP	0.0565		**ND**	mg/Kg-dry	12.5	08/24/2021 13:33	181108
Methyl tert-butyl ether	NELAP	0.0565		**ND**	mg/Kg-dry	12.5	08/24/2021 13:33	181108
Methylene chloride	NELAP	0.283		**ND**	mg/Kg-dry	12.5	08/24/2021 13:33	181108
Styrene	NELAP	0.0565		**ND**	mg/Kg-dry	12.5	08/24/2021 13:33	181108
Tetrachloroethene	NELAP	0.0565		**ND**	mg/Kg-dry	12.5	08/24/2021 13:33	181108
Toluene	NELAP	0.0565		**ND**	mg/Kg-dry	12.5	08/24/2021 13:33	181108
trans-1,2-Dichloroethene	NELAP	0.0565		**ND**	mg/Kg-dry	12.5	08/24/2021 13:33	181108
trans-1,3-Dichloropropene	NELAP	0.0565		**ND**	mg/Kg-dry	12.5	08/24/2021 13:33	181108
Trichloroethene	NELAP	0.0565		**ND**	mg/Kg-dry	12.5	08/24/2021 13:33	181108
Vinyl chloride	NELAP	0.0565		**ND**	mg/Kg-dry	12.5	08/24/2021 13:33	181108
Xylenes, Total	NELAP	0.226		**0.256**	mg/Kg-dry	12.5	08/24/2021 13:33	181108
Surr: 1,2-Dichloroethane-d4	*	74-124		**89.5**	%REC	12.5	08/24/2021 13:33	181108
Surr: 4-Bromofluorobenzene	*	79.4-123		**96.1**	%REC	12.5	08/24/2021 13:33	181108
Surr: Dibromofluoromethane	*	89.2-112	S	**88.8**	%REC	12.5	08/24/2021 13:33	181108
Surr: Toluene-d8	*	85-115		**100.7**	%REC	12.5	08/24/2021 13:33	181108

Surrogate recovery is outside control limits due to matrix interference.
Elevated reporting limit due to matrix interference.

Laboratory Results

http://www.teklabinc.com/

Client: Terracon
Work Order: 21081199
Client Project: CCDD 15217050
Report Date: 31-Aug-21
Lab ID: 21081199-011
Client Sample ID: B-2 (1.5-6.5)
Matrix: SOLID
Collection Date: 08/19/2021 13:15

Analyses	Certification	RL	Qual	Result	Units	DF	Date Analyzed	Batch
EPA SW846 3550C, 5035A, ASTM D2974								
Percent Moisture	*	0.1		**21.4**	%	1	08/20/2021 10:25	R296995
SW-846 9045C								
pH (1:1)	NELAP	1.00		**7.40**		1	08/20/2021 16:12	R296950
SW-846 1311, 3010A, 6010B, METALS IN TCLP EXTRACT BY ICP								
Aluminum	NELAP	0.0500		**< 0.0500**	mg/L	1	08/27/2021 16:11	181186
Iron	NELAP	0.0400		**< 0.0400**	mg/L	1	08/27/2021 16:11	181186
SW-846 3050B, 6010B, METALS BY ICP								
Aluminum	NELAP	5.88		**10700**	mg/Kg-dry	1	08/24/2021 16:24	181066
Antimony	NELAP	5.00		**< 5.00**	mg/Kg-dry	1	08/26/2021 16:27	181158
Arsenic	NELAP	2.45		**13.8**	mg/Kg-dry	1	08/24/2021 16:24	181066
Barium	NELAP	0.49		**168**	mg/Kg-dry	1	08/24/2021 16:24	181066
Beryllium	NELAP	0.05		**0.61**	mg/Kg-dry	1	08/24/2021 16:24	181066
Cadmium	NELAP	0.20		**0.57**	mg/Kg-dry	1	08/24/2021 16:24	181066
Calcium	NELAP	9.80		**3090**	mg/Kg-dry	1	08/24/2021 16:24	181066
Chromium	NELAP	0.49		**19.3**	mg/Kg-dry	1	08/24/2021 16:24	181066
Cobalt	NELAP	0.49		**12.3**	mg/Kg-dry	1	08/24/2021 16:24	181066
Copper	NELAP	0.49		**22.5**	mg/Kg-dry	1	08/24/2021 16:24	181066
Iron	NELAP	4.90		**24100**	mg/Kg-dry	1	08/24/2021 16:24	181066
Lead	NELAP	1.47		**15.4**	mg/Kg-dry	1	08/24/2021 16:24	181066
Magnesium	NELAP	4.90		**3160**	mg/Kg-dry	1	08/24/2021 16:24	181066
Manganese	NELAP	0.44		**1200**	mg/Kg-dry	1	08/24/2021 16:24	181066
Nickel	NELAP	0.49		**31.9**	mg/Kg-dry	1	08/24/2021 16:24	181066
Potassium	NELAP	49.0		**1300**	mg/Kg-dry	5	08/25/2021 19:42	181066
Selenium	NELAP	3.92		**< 3.92**	mg/Kg-dry	1	08/24/2021 16:24	181066
Silver	NELAP	0.49		**< 0.49**	mg/Kg-dry	1	08/24/2021 16:24	181066
Sodium	NELAP	9.80		**76.0**	mg/Kg-dry	1	08/24/2021 16:24	181066
Thallium	NELAP	4.90		**< 4.90**	mg/Kg-dry	1	08/24/2021 16:24	181066
Vanadium	NELAP	0.98		**33.7**	mg/Kg-dry	1	08/24/2021 16:24	181066
Zinc	NELAP	2.94		**73.7**	mg/Kg-dry	1	08/24/2021 16:24	181066
Sample result(s) for Fe exceed 10 times the CCB. Data is reportable per the TNI Standard.								
SW-846 7471B								
Mercury	NELAP	0.012		**0.022**	mg/Kg-dry	1	08/26/2021 18:39	181154
SW-846 3550B, 8081B, CHLORINATED PESTICIDES BY GC/ECD								
4,4´-DDD	NELAP	0.00208		**ND**	mg/Kg-dry	1	08/25/2021 20:18	181122
4,4´-DDE	NELAP	0.00208		**ND**	mg/Kg-dry	1	08/25/2021 20:18	181122
4,4´-DDT	NELAP	0.00208		**ND**	mg/Kg-dry	1	08/25/2021 20:18	181122
Alachlor	NELAP	0.00208		**ND**	mg/Kg-dry	1	08/25/2021 20:18	181122
Aldrin	NELAP	0.00208		**ND**	mg/Kg-dry	1	08/25/2021 20:18	181122
alpha-BHC	NELAP	0.00208		**ND**	mg/Kg-dry	1	08/25/2021 20:18	181122
alpha-Chlordane	NELAP	0.00208		**ND**	mg/Kg-dry	1	08/25/2021 20:18	181122
beta-BHC	NELAP	0.00208		**ND**	mg/Kg-dry	1	08/25/2021 20:18	181122
Chlordane	NELAP	0.00416		**ND**	mg/Kg-dry	1	08/25/2021 20:18	181122
delta-BHC	NELAP	0.00208		**ND**	mg/Kg-dry	1	08/25/2021 20:18	181122
Dieldrin	NELAP	0.00208		**ND**	mg/Kg-dry	1	08/25/2021 20:18	181122
Endosulfan I	NELAP	0.00208		**ND**	mg/Kg-dry	1	08/25/2021 20:18	181122
Endosulfan II	NELAP	0.00208		**ND**	mg/Kg-dry	1	08/25/2021 20:18	181122

Laboratory Results

http://www.teklabinc.com/

Client: Terracon
Work Order: 21081199
Client Project: CCDD 15217050
Report Date: 31-Aug-21
Lab ID: 21081199-011
Client Sample ID: B-2 (1.5-6.5)
Matrix: SOLID
Collection Date: 08/19/2021 13:15

Analyses	Certification	RL	Qual	Result	Units	DF	Date Analyzed	Batch
SW-846 3550B, 8081B, CHLORINATED PESTICIDES BY GC/ECD								
Endosulfan sulfate	NELAP	0.00208		**ND**	mg/Kg-dry	1	08/25/2021 20:18	181122
Endrin	NELAP	0.00208		**ND**	mg/Kg-dry	1	08/25/2021 20:18	181122
Endrin aldehyde	NELAP	0.00208		**ND**	mg/Kg-dry	1	08/25/2021 20:18	181122
Endrin ketone	NELAP	0.00208		**ND**	mg/Kg-dry	1	08/25/2021 20:18	181122
gamma-BHC	NELAP	0.00208		**ND**	mg/Kg-dry	1	08/25/2021 20:18	181122
gamma-Chlordane	NELAP	0.00208		**ND**	mg/Kg-dry	1	08/25/2021 20:18	181122
Heptachlor	NELAP	0.00208		**ND**	mg/Kg-dry	1	08/25/2021 20:18	181122
Heptachlor epoxide	NELAP	0.00208		**ND**	mg/Kg-dry	1	08/25/2021 20:18	181122
Methoxychlor	NELAP	0.00208		**ND**	mg/Kg-dry	1	08/25/2021 20:18	181122
Toxaphene	NELAP	0.0374		**ND**	mg/Kg-dry	1	08/25/2021 20:18	181122
Surr: Decachlorobiphenyl	*	29.3-136		**57.2**	%REC	1	08/25/2021 20:18	181122
Surr: Tetrachloro-m-xylene	*	33.8-128		**62.3**	%REC	1	08/25/2021 20:18	181122
SW-846 3550B, 8082, POLYCHLORINATED BIPHENYLS (PCBS) BY GC/ECD								
Aroclor 1016	NELAP	0.0467		**ND**	mg/Kg-dry	1	08/25/2021 14:15	181122
Aroclor 1221	NELAP	0.0467		**ND**	mg/Kg-dry	1	08/25/2021 14:15	181122
Aroclor 1232	NELAP	0.0467		**ND**	mg/Kg-dry	1	08/25/2021 14:15	181122
Aroclor 1242	NELAP	0.0467		**ND**	mg/Kg-dry	1	08/25/2021 14:15	181122
Aroclor 1248	NELAP	0.0467		**ND**	mg/Kg-dry	1	08/25/2021 14:15	181122
Aroclor 1254	NELAP	0.0467		**ND**	mg/Kg-dry	1	08/25/2021 14:15	181122
Aroclor 1260	NELAP	0.0467		**ND**	mg/Kg-dry	1	08/25/2021 14:15	181122
Surr: Decachlorobiphenyl	*	21.6-145		**72.6**	%REC	1	08/25/2021 14:15	181122
Surr: Tetrachloro-meta-xylene	*	19.8-124		**74.0**	%REC	1	08/25/2021 14:15	181122
SW-846 3550B, 8270C SIMS, SEMI-VOLATILE ORGANIC COMPOUNDS BY GC/MS								
2-Methylnaphthalene	NELAP	0.0209		**ND**	mg/Kg-dry	1	08/26/2021 19:50	181179
Acenaphthene	NELAP	0.0043		**ND**	mg/Kg-dry	1	08/26/2021 19:50	181179
Acenaphthylene	NELAP	0.0043		**ND**	mg/Kg-dry	1	08/26/2021 19:50	181179
Anthracene	NELAP	0.0043		**ND**	mg/Kg-dry	1	08/26/2021 19:50	181179
Benzo(a)anthracene	NELAP	0.0125		**ND**	mg/Kg-dry	1	08/26/2021 19:50	181179
Benzo(a)pyrene	NELAP	0.0043		**ND**	mg/Kg-dry	1	08/26/2021 19:50	181179
Benzo(b)fluoranthene	NELAP	0.0043		**ND**	mg/Kg-dry	1	08/26/2021 19:50	181179
Benzo(g,h,i)perylene	NELAP	0.0043		**ND**	mg/Kg-dry	1	08/26/2021 19:50	181179
Benzo(k)fluoranthene	NELAP	0.0043		**ND**	mg/Kg-dry	1	08/26/2021 19:50	181179
Bis(2-ethylhexyl)phthalate	NELAP	0.0838		**ND**	mg/Kg-dry	1	08/26/2021 19:50	181179
Chrysene	NELAP	0.0043		**ND**	mg/Kg-dry	1	08/26/2021 19:50	181179
Dibenzo(a,h)anthracene	NELAP	0.0043		**ND**	mg/Kg-dry	1	08/26/2021 19:50	181179
Diethyl phthalate	NELAP	0.0425		**ND**	mg/Kg-dry	1	08/26/2021 19:50	181179
Dimethyl phthalate	NELAP	0.125		**ND**	mg/Kg-dry	1	08/26/2021 19:50	181179
Di-n-butyl phthalate	NELAP	0.0425		**ND**	mg/Kg-dry	1	08/26/2021 19:50	181179
Fluoranthene	NELAP	0.0043		**ND**	mg/Kg-dry	1	08/26/2021 19:50	181179
Fluorene	NELAP	0.0043		**ND**	mg/Kg-dry	1	08/26/2021 19:50	181179
Indeno(1,2,3-cd)pyrene	NELAP	0.0043		**ND**	mg/Kg-dry	1	08/26/2021 19:50	181179
m,p-Cresol	NELAP	0.0125		**ND**	mg/Kg-dry	1	08/26/2021 19:50	181179
Naphthalene	NELAP	0.0043		**ND**	mg/Kg-dry	1	08/26/2021 19:50	181179
o-Cresol	NELAP	0.0043		**ND**	mg/Kg-dry	1	08/26/2021 19:50	181179
Phenanthrene	NELAP	0.0075		**ND**	mg/Kg-dry	1	08/26/2021 19:50	181179
Pyrene	NELAP	0.0043		**ND**	mg/Kg-dry	1	08/26/2021 19:50	181179
Surr: 2-Fluorobiphenyl	*	42.3-99.4		**80.6**	%REC	1	08/26/2021 19:50	181179

Laboratory Results

http://www.teklabinc.com/

Client: Terracon
Work Order: 21081199
Client Project: CCDD 15217050
Report Date: 31-Aug-21
Lab ID: 21081199-011
Client Sample ID: B-2 (1.5-6.5)
Matrix: SOLID
Collection Date: 08/19/2021 13:15

Analyses	Certification	RL	Qual	Result	Units	DF	Date Analyzed	Batch
SW-846 3550B, 8270C SIMS, SEMI-VOLATILE ORGANIC COMPOUNDS BY GC/MS								
Surr: 2-Fluorophenol	*	39.3-99.8		**74.7**	%REC	1	08/26/2021 19:50	181179
Surr: Nitrobenzene-d5	*	37.5-100		**78.7**	%REC	1	08/26/2021 19:50	181179
Surr: Phenol-d5	*	42.6-104		**81.0**	%REC	1	08/26/2021 19:50	181179
Surr: p-Terphenyl-d14	*	31.2-118		**100.1**	%REC	1	08/26/2021 19:50	181179
SW-846 3550B, 8270C, SEMI-VOLATILE ORGANIC COMPOUNDS BY GC/MS								
1,2,4-Trichlorobenzene	NELAP	0.625		**ND**	mg/Kg-dry	1	08/26/2021 19:50	181179
1,2-Dichlorobenzene	NELAP	0.625		**ND**	mg/Kg-dry	1	08/26/2021 19:50	181179
1,3-Dichlorobenzene	NELAP	0.625		**ND**	mg/Kg-dry	1	08/26/2021 19:50	181179
1,4-Dichlorobenzene	NELAP	0.625		**ND**	mg/Kg-dry	1	08/26/2021 19:50	181179
2,4,5-Trichlorophenol	NELAP	0.438		**ND**	mg/Kg-dry	1	08/26/2021 19:50	181179
2,4,6-Trichlorophenol	NELAP	0.438		**ND**	mg/Kg-dry	1	08/26/2021 19:50	181179
2,4-Dichlorophenol	NELAP	0.625		**ND**	mg/Kg-dry	1	08/26/2021 19:50	181179
2,4-Dinitrophenol	NELAP	1.25		**ND**	mg/Kg-dry	1	08/26/2021 19:50	181179
2,4-Dinitrotoluene	NELAP	0.438		**ND**	mg/Kg-dry	1	08/26/2021 19:50	181179
2,6-Dinitrotoluene	NELAP	0.438		**ND**	mg/Kg-dry	1	08/26/2021 19:50	181179
2-Chloronaphthalene	NELAP	0.438		**ND**	mg/Kg-dry	1	08/26/2021 19:50	181179
2-Chlorophenol	NELAP	0.625		**ND**	mg/Kg-dry	1	08/26/2021 19:50	181179
2-Nitroaniline	NELAP	1.25		**ND**	mg/Kg-dry	1	08/26/2021 19:50	181179
2-Nitrophenol	NELAP	0.438		**ND**	mg/Kg-dry	1	08/26/2021 19:50	181179
3,3´-Dichlorobenzidine	NELAP	0.438		**ND**	mg/Kg-dry	1	08/26/2021 19:50	181179
3-Nitroaniline	NELAP	1.25		**ND**	mg/Kg-dry	1	08/26/2021 19:50	181179
4,6-Dinitro-2-methylphenol	NELAP	1.25		**ND**	mg/Kg-dry	1	08/26/2021 19:50	181179
4-Bromophenyl phenyl ether	NELAP	0.438		**ND**	mg/Kg-dry	1	08/26/2021 19:50	181179
4-Chloro-3-methylphenol	NELAP	0.625		**ND**	mg/Kg-dry	1	08/26/2021 19:50	181179
4-Chloroaniline	NELAP	0.625		**ND**	mg/Kg-dry	1	08/26/2021 19:50	181179
4-Chlorophenyl phenyl ether	NELAP	0.438		**ND**	mg/Kg-dry	1	08/26/2021 19:50	181179
4-Nitroaniline	NELAP	0.625		**ND**	mg/Kg-dry	1	08/26/2021 19:50	181179
4-Nitrophenol	NELAP	0.438		**ND**	mg/Kg-dry	1	08/26/2021 19:50	181179
Bis(2-chloroethyl)ether	NELAP	0.625		**ND**	mg/Kg-dry	1	08/26/2021 19:50	181179
Bis(2-chloroisopropyl)ether	NELAP	0.438		**ND**	mg/Kg-dry	1	08/26/2021 19:50	181179
Butyl benzyl phthalate	NELAP	0.438		**ND**	mg/Kg-dry	1	08/26/2021 19:50	181179
Carbazole	NELAP	0.625		**ND**	mg/Kg-dry	1	08/26/2021 19:50	181179
Dibenzofuran	NELAP	0.438		**ND**	mg/Kg-dry	1	08/26/2021 19:50	181179
Hexachlorobenzene	NELAP	0.438		**ND**	mg/Kg-dry	1	08/26/2021 19:50	181179
Hexachlorobutadiene	NELAP	0.625		**ND**	mg/Kg-dry	1	08/26/2021 19:50	181179
Hexachlorocyclopentadiene	NELAP	0.625		**ND**	mg/Kg-dry	1	08/26/2021 19:50	181179
Hexachloroethane	NELAP	0.625		**ND**	mg/Kg-dry	1	08/26/2021 19:50	181179
Isophorone	NELAP	0.438		**ND**	mg/Kg-dry	1	08/26/2021 19:50	181179
Nitrobenzene	NELAP	0.625		**ND**	mg/Kg-dry	1	08/26/2021 19:50	181179
N-Nitrosodimethylamine	NELAP	0.625		**ND**	mg/Kg-dry	1	08/26/2021 19:50	181179
N-Nitroso-di-n-propylamine	NELAP	0.625		**ND**	mg/Kg-dry	1	08/26/2021 19:50	181179
Pentachlorophenol	NELAP	2.50		**ND**	mg/Kg-dry	1	08/26/2021 19:50	181179
Phenol	NELAP	0.438		**ND**	mg/Kg-dry	1	08/26/2021 19:50	181179
Surr: 2,4,6-Tribromophenol	*	26.7-117		**85.7**	%REC	1	08/26/2021 19:50	181179
Surr: 2-Fluorobiphenyl	*	26.4-105		**80.6**	%REC	1	08/26/2021 19:50	181179
Surr: 2-Fluorophenol	*	33.9-102		**74.7**	%REC	1	08/26/2021 19:50	181179
Surr: Nitrobenzene-d5	*	28.5-104		**78.7**	%REC	1	08/26/2021 19:50	181179

Laboratory Results

http://www.teklabinc.com/

Client: Terracon
Work Order: 21081199
Client Project: CCDD 15217050
Report Date: 31-Aug-21
Lab ID: 21081199-011
Client Sample ID: B-2 (1.5-6.5)
Matrix: SOLID
Collection Date: 08/19/2021 13:15

Analyses	Certification	RL	Qual	Result	Units	DF	Date Analyzed	Batch
SW-846 3550B, 8270C, SEMI-VOLATILE ORGANIC COMPOUNDS BY GC/MS								
Surr: Phenol-d5	*	36-105		**81.0**	%REC	1	08/26/2021 19:50	181179
Surr: p-Terphenyl-d14	*	33-105		**100.1**	%REC	1	08/26/2021 19:50	181179
SW-846 5035, 8260B, VOLATILE ORGANIC COMPOUNDS BY GC/MS								
1,1,1-Trichloroethane	NELAP	0.0524		**ND**	mg/Kg-dry	12.5	08/24/2021 14:02	181108
1,1,2,2-Tetrachloroethane	NELAP	0.0524		**ND**	mg/Kg-dry	12.5	08/24/2021 14:02	181108
1,1,2-Trichloroethane	NELAP	0.131		**ND**	mg/Kg-dry	12.5	08/24/2021 14:02	181108
1,1-Dichloroethane	NELAP	0.0524		**ND**	mg/Kg-dry	12.5	08/24/2021 14:02	181108
1,1-Dichloroethene	NELAP	0.0524		**ND**	mg/Kg-dry	12.5	08/24/2021 14:02	181108
1,2-Dichloroethane	NELAP	0.0524		**ND**	mg/Kg-dry	12.5	08/24/2021 14:02	181108
1,2-Dichloropropane	NELAP	0.0524		**ND**	mg/Kg-dry	12.5	08/24/2021 14:02	181108
2-Butanone	NELAP	0.655		**ND**	mg/Kg-dry	12.5	08/24/2021 14:02	181108
2-Hexanone	NELAP	0.655		**ND**	mg/Kg-dry	12.5	08/24/2021 14:02	181108
4-Methyl-2-pentanone	NELAP	0.655		**ND**	mg/Kg-dry	12.5	08/24/2021 14:02	181108
Acetone	NELAP	0.655		**ND**	mg/Kg-dry	12.5	08/24/2021 14:02	181108
Benzene	NELAP	0.0262		**ND**	mg/Kg-dry	12.5	08/24/2021 14:02	181108
Bromodichloromethane	NELAP	0.0524		**ND**	mg/Kg-dry	12.5	08/24/2021 14:02	181108
Bromoform	NELAP	0.131		**ND**	mg/Kg-dry	12.5	08/24/2021 14:02	181108
Bromomethane	NELAP	0.262		**ND**	mg/Kg-dry	12.5	08/24/2021 14:02	181108
Carbon disulfide	NELAP	0.0524		**ND**	mg/Kg-dry	12.5	08/24/2021 14:02	181108
Carbon tetrachloride	NELAP	0.0524		**ND**	mg/Kg-dry	12.5	08/24/2021 14:02	181108
Chlorobenzene	NELAP	0.0524		**ND**	mg/Kg-dry	12.5	08/24/2021 14:02	181108
Chloroethane	NELAP	0.262		**ND**	mg/Kg-dry	12.5	08/24/2021 14:02	181108
Chloroform	NELAP	0.0524		**ND**	mg/Kg-dry	12.5	08/24/2021 14:02	181108
Chloromethane	NELAP	0.262		**ND**	mg/Kg-dry	12.5	08/24/2021 14:02	181108
cis-1,2-Dichloroethene	NELAP	0.0524		**ND**	mg/Kg-dry	12.5	08/24/2021 14:02	181108
cis-1,3-Dichloropropene	NELAP	0.0524		**ND**	mg/Kg-dry	12.5	08/24/2021 14:02	181108
Dibromochloromethane	NELAP	0.0524		**ND**	mg/Kg-dry	12.5	08/24/2021 14:02	181108
Ethylbenzene	NELAP	0.0524		**ND**	mg/Kg-dry	12.5	08/24/2021 14:02	181108
Methyl tert-butyl ether	NELAP	0.0524		**ND**	mg/Kg-dry	12.5	08/24/2021 14:02	181108
Methylene chloride	NELAP	0.262		**ND**	mg/Kg-dry	12.5	08/24/2021 14:02	181108
Styrene	NELAP	0.0524		**ND**	mg/Kg-dry	12.5	08/24/2021 14:02	181108
Tetrachloroethene	NELAP	0.0524		**ND**	mg/Kg-dry	12.5	08/24/2021 14:02	181108
Toluene	NELAP	0.0524		**ND**	mg/Kg-dry	12.5	08/24/2021 14:02	181108
trans-1,2-Dichloroethene	NELAP	0.0524		**ND**	mg/Kg-dry	12.5	08/24/2021 14:02	181108
trans-1,3-Dichloropropene	NELAP	0.0524		**ND**	mg/Kg-dry	12.5	08/24/2021 14:02	181108
Trichloroethene	NELAP	0.0524		**ND**	mg/Kg-dry	12.5	08/24/2021 14:02	181108
Vinyl chloride	NELAP	0.0524		**ND**	mg/Kg-dry	12.5	08/24/2021 14:02	181108
Xylenes, Total	NELAP	0.210		**ND**	mg/Kg-dry	12.5	08/24/2021 14:02	181108
Surr: 1,2-Dichloroethane-d4	*	74-124		**88.5**	%REC	12.5	08/24/2021 14:02	181108
Surr: 4-Bromofluorobenzene	*	79.4-123		**94.4**	%REC	12.5	08/24/2021 14:02	181108
Surr: Dibromofluoromethane	*	89.2-112	S	**88.7**	%REC	12.5	08/24/2021 14:02	181108
Surr: Toluene-d8	*	85-115		**101.3**	%REC	12.5	08/24/2021 14:02	181108

Surrogate recovery is outside control limits due to matrix interference.
Elevated reporting limit due to matrix interference.

Laboratory Results

http://www.teklabinc.com/

Client: Terracon
Work Order: 21081199
Client Project: CCDD 15217050
Report Date: 31-Aug-21
Lab ID: 21081199-012
Client Sample ID: B-7 (3-8)
Matrix: SOLID
Collection Date: 08/19/2021 13:25

Analyses	Certification	RL	Qual	Result	Units	DF	Date Analyzed	Batch
EPA SW846 3550C, 5035A, ASTM D2974								
Percent Moisture	*	0.1		**18.5**	%	1	08/20/2021 10:43	R296995
SW-846 9045C								
pH (1:1)	NELAP	1.00		**6.64**		1	08/20/2021 16:15	R296950
SW-846 1311, 3010A, 6010B, METALS IN TCLP EXTRACT BY ICP								
Aluminum	NELAP	0.0500		**< 0.0500**	mg/L	1	08/27/2021 16:14	181186
Iron	NELAP	0.0400		**< 0.0400**	mg/L	1	08/27/2021 16:14	181186
SW-846 3050B, 6010B, METALS BY ICP								
Aluminum	NELAP	5.66		**17700**	mg/Kg-dry	1	08/24/2021 16:28	181066
Antimony	NELAP	4.81		**< 4.81**	mg/Kg-dry	1	08/26/2021 16:28	181158
Arsenic	NELAP	2.36		**13.2**	mg/Kg-dry	1	08/24/2021 16:28	181066
Barium	NELAP	0.47		**253**	mg/Kg-dry	1	08/24/2021 16:28	181066
Beryllium	NELAP	0.05		**0.87**	mg/Kg-dry	1	08/24/2021 16:28	181066
Cadmium	NELAP	0.19		**< 0.19**	mg/Kg-dry	1	08/24/2021 16:28	181066
Calcium	NELAP	9.43		**3510**	mg/Kg-dry	1	08/24/2021 16:28	181066
Chromium	NELAP	0.47		**22.9**	mg/Kg-dry	1	08/24/2021 16:28	181066
Cobalt	NELAP	0.47		**13.9**	mg/Kg-dry	1	08/24/2021 16:28	181066
Copper	NELAP	0.47		**17.9**	mg/Kg-dry	1	08/24/2021 16:28	181066
Iron	NELAP	4.72		**25100**	mg/Kg-dry	1	08/24/2021 16:28	181066
Lead	NELAP	1.42		**14.9**	mg/Kg-dry	1	08/24/2021 16:28	181066
Magnesium	NELAP	4.72		**3900**	mg/Kg-dry	1	08/24/2021 16:28	181066
Manganese	NELAP	0.42		**899**	mg/Kg-dry	1	08/24/2021 16:28	181066
Nickel	NELAP	0.47		**21.7**	mg/Kg-dry	1	08/24/2021 16:28	181066
Potassium	NELAP	47.2		**1520**	mg/Kg-dry	5	08/25/2021 19:46	181066
Selenium	NELAP	3.77		**< 3.77**	mg/Kg-dry	1	08/24/2021 16:28	181066
Silver	NELAP	0.47		**< 0.47**	mg/Kg-dry	1	08/24/2021 16:28	181066
Sodium	NELAP	9.43		**91.2**	mg/Kg-dry	1	08/24/2021 16:28	181066
Thallium	NELAP	4.72		**< 4.72**	mg/Kg-dry	1	08/24/2021 16:28	181066
Vanadium	NELAP	0.94		**45.0**	mg/Kg-dry	1	08/24/2021 16:28	181066
Zinc	NELAP	2.83		**62.3**	mg/Kg-dry	1	08/24/2021 16:28	181066
Sample result(s) for Fe exceed 10 times the CCB. Data is reportable per the TNI Standard.								
SW-846 7471B								
Mercury	NELAP	0.012		**0.036**	mg/Kg-dry	1	08/26/2021 18:42	181154
SW-846 3550B, 8081B, CHLORINATED PESTICIDES BY GC/ECD								
4,4´-DDD	NELAP	0.00203		**ND**	mg/Kg-dry	1	08/25/2021 20:32	181122
4,4´-DDE	NELAP	0.00203		**ND**	mg/Kg-dry	1	08/25/2021 20:32	181122
4,4´-DDT	NELAP	0.00203		**ND**	mg/Kg-dry	1	08/25/2021 20:32	181122
Alachlor	NELAP	0.00203		**ND**	mg/Kg-dry	1	08/25/2021 20:32	181122
Aldrin	NELAP	0.00203		**ND**	mg/Kg-dry	1	08/25/2021 20:32	181122
alpha-BHC	NELAP	0.00203		**ND**	mg/Kg-dry	1	08/25/2021 20:32	181122
alpha-Chlordane	NELAP	0.00203		**ND**	mg/Kg-dry	1	08/25/2021 20:32	181122
beta-BHC	NELAP	0.00203		**ND**	mg/Kg-dry	1	08/25/2021 20:32	181122
Chlordane	NELAP	0.00406		**ND**	mg/Kg-dry	1	08/25/2021 20:32	181122
delta-BHC	NELAP	0.00203		**ND**	mg/Kg-dry	1	08/25/2021 20:32	181122
Dieldrin	NELAP	0.00203		**ND**	mg/Kg-dry	1	08/25/2021 20:32	181122
Endosulfan I	NELAP	0.00203		**ND**	mg/Kg-dry	1	08/25/2021 20:32	181122
Endosulfan II	NELAP	0.00203		**ND**	mg/Kg-dry	1	08/25/2021 20:32	181122

Laboratory Results

http://www.teklabinc.com/

Client: Terracon
Work Order: 21081199
Client Project: CCDD 15217050
Report Date: 31-Aug-21
Lab ID: 21081199-012
Client Sample ID: B-7 (3-8)
Matrix: SOLID
Collection Date: 08/19/2021 13:25

Analyses	Certification	RL	Qual	Result	Units	DF	Date Analyzed	Batch
SW-846 3550B, 8081B, CHLORINATED PESTICIDES BY GC/ECD								
Endosulfan sulfate	NELAP	0.00203		**ND**	mg/Kg-dry	1	08/25/2021 20:32	181122
Endrin	NELAP	0.00203		**ND**	mg/Kg-dry	1	08/25/2021 20:32	181122
Endrin aldehyde	NELAP	0.00203		**ND**	mg/Kg-dry	1	08/25/2021 20:32	181122
Endrin ketone	NELAP	0.00203		**ND**	mg/Kg-dry	1	08/25/2021 20:32	181122
gamma-BHC	NELAP	0.00203		**ND**	mg/Kg-dry	1	08/25/2021 20:32	181122
gamma-Chlordane	NELAP	0.00203		**ND**	mg/Kg-dry	1	08/25/2021 20:32	181122
Heptachlor	NELAP	0.00203		**ND**	mg/Kg-dry	1	08/25/2021 20:32	181122
Heptachlor epoxide	NELAP	0.00203		**ND**	mg/Kg-dry	1	08/25/2021 20:32	181122
Methoxychlor	NELAP	0.00203		**ND**	mg/Kg-dry	1	08/25/2021 20:32	181122
Toxaphene	NELAP	0.0365		**ND**	mg/Kg-dry	1	08/25/2021 20:32	181122
Surr: Decachlorobiphenyl	*	29.3-136		**90.5**	%REC	1	08/25/2021 20:32	181122
Surr: Tetrachloro-m-xylene	*	33.8-128		**96.9**	%REC	1	08/25/2021 20:32	181122
SW-846 3550B, 8082, POLYCHLORINATED BIPHENYLS (PCBS) BY GC/ECD								
Aroclor 1016	NELAP	0.0456		**ND**	mg/Kg-dry	1	08/25/2021 14:30	181122
Aroclor 1221	NELAP	0.0456		**ND**	mg/Kg-dry	1	08/25/2021 14:30	181122
Aroclor 1232	NELAP	0.0456		**ND**	mg/Kg-dry	1	08/25/2021 14:30	181122
Aroclor 1242	NELAP	0.0456		**ND**	mg/Kg-dry	1	08/25/2021 14:30	181122
Aroclor 1248	NELAP	0.0456		**ND**	mg/Kg-dry	1	08/25/2021 14:30	181122
Aroclor 1254	NELAP	0.0456		**ND**	mg/Kg-dry	1	08/25/2021 14:30	181122
Aroclor 1260	NELAP	0.0456		**ND**	mg/Kg-dry	1	08/25/2021 14:30	181122
Surr: Decachlorobiphenyl	*	21.6-145		**90.5**	%REC	1	08/25/2021 14:30	181122
Surr: Tetrachloro-meta-xylene	*	19.8-124		**83.1**	%REC	1	08/25/2021 14:30	181122
SW-846 3550B, 8270C SIMS, SEMI-VOLATILE ORGANIC COMPOUNDS BY GC/MS								
2-Methylnaphthalene	NELAP	0.0204		**ND**	mg/Kg-dry	1	08/26/2021 20:23	181179
Acenaphthene	NELAP	0.0041		**ND**	mg/Kg-dry	1	08/26/2021 20:23	181179
Acenaphthylene	NELAP	0.0041		**ND**	mg/Kg-dry	1	08/26/2021 20:23	181179
Anthracene	NELAP	0.0041		**ND**	mg/Kg-dry	1	08/26/2021 20:23	181179
Benzo(a)anthracene	NELAP	0.0122		**ND**	mg/Kg-dry	1	08/26/2021 20:23	181179
Benzo(a)pyrene	NELAP	0.0041		**ND**	mg/Kg-dry	1	08/26/2021 20:23	181179
Benzo(b)fluoranthene	NELAP	0.0041		**ND**	mg/Kg-dry	1	08/26/2021 20:23	181179
Benzo(g,h,i)perylene	NELAP	0.0041		**ND**	mg/Kg-dry	1	08/26/2021 20:23	181179
Benzo(k)fluoranthene	NELAP	0.0041		**ND**	mg/Kg-dry	1	08/26/2021 20:23	181179
Bis(2-ethylhexyl)phthalate	NELAP	0.0817		**ND**	mg/Kg-dry	1	08/26/2021 20:23	181179
Chrysene	NELAP	0.0041		**ND**	mg/Kg-dry	1	08/26/2021 20:23	181179
Dibenzo(a,h)anthracene	NELAP	0.0041		**ND**	mg/Kg-dry	1	08/26/2021 20:23	181179
Diethyl phthalate	NELAP	0.0414		**ND**	mg/Kg-dry	1	08/26/2021 20:23	181179
Dimethyl phthalate	NELAP	0.122		**ND**	mg/Kg-dry	1	08/26/2021 20:23	181179
Di-n-butyl phthalate	NELAP	0.0414		**ND**	mg/Kg-dry	1	08/26/2021 20:23	181179
Fluoranthene	NELAP	0.0041		**ND**	mg/Kg-dry	1	08/26/2021 20:23	181179
Fluorene	NELAP	0.0041		**ND**	mg/Kg-dry	1	08/26/2021 20:23	181179
Indeno(1,2,3-cd)pyrene	NELAP	0.0041		**ND**	mg/Kg-dry	1	08/26/2021 20:23	181179
m,p-Cresol	NELAP	0.0122		**ND**	mg/Kg-dry	1	08/26/2021 20:23	181179
Naphthalene	NELAP	0.0041		**ND**	mg/Kg-dry	1	08/26/2021 20:23	181179
o-Cresol	NELAP	0.0041		**ND**	mg/Kg-dry	1	08/26/2021 20:23	181179
Phenanthrene	NELAP	0.0073		**ND**	mg/Kg-dry	1	08/26/2021 20:23	181179
Pyrene	NELAP	0.0041		**ND**	mg/Kg-dry	1	08/26/2021 20:23	181179
Surr: 2-Fluorobiphenyl	*	42.3-99.4		**79.2**	%REC	1	08/26/2021 20:23	181179

Laboratory Results

http://www.teklabinc.com/

Client: Terracon
Work Order: 21081199
Client Project: CCDD 15217050
Report Date: 31-Aug-21
Lab ID: 21081199-012
Client Sample ID: B-7 (3-8)
Matrix: SOLID
Collection Date: 08/19/2021 13:25

Analyses	Certification	RL	Qual	Result	Units	DF	Date Analyzed	Batch
SW-846 3550B, 8270C SIMS, SEMI-VOLATILE ORGANIC COMPOUNDS BY GC/MS								
Surr: 2-Fluorophenol	*	39.3-99.8		**75.1**	%REC	1	08/26/2021 20:23	181179
Surr: Nitrobenzene-d5	*	37.5-100		**76.0**	%REC	1	08/26/2021 20:23	181179
Surr: Phenol-d5	*	42.6-104		**80.5**	%REC	1	08/26/2021 20:23	181179
Surr: p-Terphenyl-d14	*	31.2-118		**99.4**	%REC	1	08/26/2021 20:23	181179
SW-846 3550B, 8270C, SEMI-VOLATILE ORGANIC COMPOUNDS BY GC/MS								
1,2,4-Trichlorobenzene	NELAP	0.610		**ND**	mg/Kg-dry	1	08/26/2021 20:23	181179
1,2-Dichlorobenzene	NELAP	0.610		**ND**	mg/Kg-dry	1	08/26/2021 20:23	181179
1,3-Dichlorobenzene	NELAP	0.610		**ND**	mg/Kg-dry	1	08/26/2021 20:23	181179
1,4-Dichlorobenzene	NELAP	0.610		**ND**	mg/Kg-dry	1	08/26/2021 20:23	181179
2,4,5-Trichlorophenol	NELAP	0.427		**ND**	mg/Kg-dry	1	08/26/2021 20:23	181179
2,4,6-Trichlorophenol	NELAP	0.427		**ND**	mg/Kg-dry	1	08/26/2021 20:23	181179
2,4-Dichlorophenol	NELAP	0.610		**ND**	mg/Kg-dry	1	08/26/2021 20:23	181179
2,4-Dinitrophenol	NELAP	1.22		**ND**	mg/Kg-dry	1	08/26/2021 20:23	181179
2,4-Dinitrotoluene	NELAP	0.427		**ND**	mg/Kg-dry	1	08/26/2021 20:23	181179
2,6-Dinitrotoluene	NELAP	0.427		**ND**	mg/Kg-dry	1	08/26/2021 20:23	181179
2-Chloronaphthalene	NELAP	0.427		**ND**	mg/Kg-dry	1	08/26/2021 20:23	181179
2-Chlorophenol	NELAP	0.610		**ND**	mg/Kg-dry	1	08/26/2021 20:23	181179
2-Nitroaniline	NELAP	1.22		**ND**	mg/Kg-dry	1	08/26/2021 20:23	181179
2-Nitrophenol	NELAP	0.427		**ND**	mg/Kg-dry	1	08/26/2021 20:23	181179
3,3´-Dichlorobenzidine	NELAP	0.427		**ND**	mg/Kg-dry	1	08/26/2021 20:23	181179
3-Nitroaniline	NELAP	1.22		**ND**	mg/Kg-dry	1	08/26/2021 20:23	181179
4,6-Dinitro-2-methylphenol	NELAP	1.22		**ND**	mg/Kg-dry	1	08/26/2021 20:23	181179
4-Bromophenyl phenyl ether	NELAP	0.427		**ND**	mg/Kg-dry	1	08/26/2021 20:23	181179
4-Chloro-3-methylphenol	NELAP	0.610		**ND**	mg/Kg-dry	1	08/26/2021 20:23	181179
4-Chloroaniline	NELAP	0.610		**ND**	mg/Kg-dry	1	08/26/2021 20:23	181179
4-Chlorophenyl phenyl ether	NELAP	0.427		**ND**	mg/Kg-dry	1	08/26/2021 20:23	181179
4-Nitroaniline	NELAP	0.610		**ND**	mg/Kg-dry	1	08/26/2021 20:23	181179
4-Nitrophenol	NELAP	0.427		**ND**	mg/Kg-dry	1	08/26/2021 20:23	181179
Bis(2-chloroethyl)ether	NELAP	0.610		**ND**	mg/Kg-dry	1	08/26/2021 20:23	181179
Bis(2-chloroisopropyl)ether	NELAP	0.427		**ND**	mg/Kg-dry	1	08/26/2021 20:23	181179
Butyl benzyl phthalate	NELAP	0.427		**ND**	mg/Kg-dry	1	08/26/2021 20:23	181179
Carbazole	NELAP	0.610		**ND**	mg/Kg-dry	1	08/26/2021 20:23	181179
Dibenzofuran	NELAP	0.427		**ND**	mg/Kg-dry	1	08/26/2021 20:23	181179
Hexachlorobenzene	NELAP	0.427		**ND**	mg/Kg-dry	1	08/26/2021 20:23	181179
Hexachlorobutadiene	NELAP	0.610		**ND**	mg/Kg-dry	1	08/26/2021 20:23	181179
Hexachlorocyclopentadiene	NELAP	0.610		**ND**	mg/Kg-dry	1	08/26/2021 20:23	181179
Hexachloroethane	NELAP	0.610		**ND**	mg/Kg-dry	1	08/26/2021 20:23	181179
Isophorone	NELAP	0.427		**ND**	mg/Kg-dry	1	08/26/2021 20:23	181179
Nitrobenzene	NELAP	0.610		**ND**	mg/Kg-dry	1	08/26/2021 20:23	181179
N-Nitrosodimethylamine	NELAP	0.610		**ND**	mg/Kg-dry	1	08/26/2021 20:23	181179
N-Nitroso-di-n-propylamine	NELAP	0.610		**ND**	mg/Kg-dry	1	08/26/2021 20:23	181179
Pentachlorophenol	NELAP	2.44		**ND**	mg/Kg-dry	1	08/26/2021 20:23	181179
Phenol	NELAP	0.427		**ND**	mg/Kg-dry	1	08/26/2021 20:23	181179
Surr: 2,4,6-Tribromophenol	*	26.7-117		**87.5**	%REC	1	08/26/2021 20:23	181179
Surr: 2-Fluorobiphenyl	*	26.4-105		**79.2**	%REC	1	08/26/2021 20:23	181179
Surr: 2-Fluorophenol	*	33.9-102		**75.1**	%REC	1	08/26/2021 20:23	181179
Surr: Nitrobenzene-d5	*	28.5-104		**76.0**	%REC	1	08/26/2021 20:23	181179

Laboratory Results

http://www.teklabinc.com/

Client: Terracon
Work Order: 21081199
Client Project: CCDD 15217050
Report Date: 31-Aug-21
Lab ID: 21081199-012
Client Sample ID: B-7 (3-8)
Matrix: SOLID
Collection Date: 08/19/2021 13:25

Analyses	Certification	RL	Qual	Result	Units	DF	Date Analyzed	Batch
SW-846 3550B, 8270C, SEMI-VOLATILE ORGANIC COMPOUNDS BY GC/MS								
Surr: Phenol-d5	*	36-105		**80.5**	%REC	1	08/26/2021 20:23	181179
Surr: p-Terphenyl-d14	*	33-105		**99.4**	%REC	1	08/26/2021 20:23	181179
SW-846 5035, 8260B, VOLATILE ORGANIC COMPOUNDS BY GC/MS								
1,1,1-Trichloroethane	NELAP	0.0019		**ND**	mg/Kg-dry	1	08/23/2021 19:00	181082
1,1,2,2-Tetrachloroethane	NELAP	0.0019		**ND**	mg/Kg-dry	1	08/23/2021 19:00	181082
1,1,2-Trichloroethane	NELAP	0.0048		**ND**	mg/Kg-dry	1	08/23/2021 19:00	181082
1,1-Dichloroethane	NELAP	0.0019		**ND**	mg/Kg-dry	1	08/23/2021 19:00	181082
1,1-Dichloroethene	NELAP	0.0019		**ND**	mg/Kg-dry	1	08/23/2021 19:00	181082
1,2-Dichloroethane	NELAP	0.0019		**ND**	mg/Kg-dry	1	08/23/2021 19:00	181082
1,2-Dichloropropane	NELAP	0.0019		**ND**	mg/Kg-dry	1	08/23/2021 19:00	181082
2-Butanone	NELAP	0.0238		**ND**	mg/Kg-dry	1	08/23/2021 19:00	181082
2-Hexanone	NELAP	0.0238		**ND**	mg/Kg-dry	1	08/23/2021 19:00	181082
4-Methyl-2-pentanone	NELAP	0.0238		**ND**	mg/Kg-dry	1	08/23/2021 19:00	181082
Acetone	NELAP	0.0238		**ND**	mg/Kg-dry	1	08/23/2021 19:00	181082
Benzene	NELAP	0.0010		**ND**	mg/Kg-dry	1	08/23/2021 19:00	181082
Bromodichloromethane	NELAP	0.0019		**ND**	mg/Kg-dry	1	08/23/2021 19:00	181082
Bromoform	NELAP	0.0048		**ND**	mg/Kg-dry	1	08/23/2021 19:00	181082
Bromomethane	NELAP	0.0095		**ND**	mg/Kg-dry	1	08/23/2021 19:00	181082
Carbon disulfide	NELAP	0.0019		**ND**	mg/Kg-dry	1	08/23/2021 19:00	181082
Carbon tetrachloride	NELAP	0.0019		**ND**	mg/Kg-dry	1	08/23/2021 19:00	181082
Chlorobenzene	NELAP	0.0019		**ND**	mg/Kg-dry	1	08/23/2021 19:00	181082
Chloroethane	NELAP	0.0095		**ND**	mg/Kg-dry	1	08/23/2021 19:00	181082
Chloroform	NELAP	0.0019		**ND**	mg/Kg-dry	1	08/23/2021 19:00	181082
Chloromethane	NELAP	0.0095		**ND**	mg/Kg-dry	1	08/23/2021 19:00	181082
cis-1,2-Dichloroethene	NELAP	0.0019		**ND**	mg/Kg-dry	1	08/23/2021 19:00	181082
cis-1,3-Dichloropropene	NELAP	0.0019		**ND**	mg/Kg-dry	1	08/23/2021 19:00	181082
Dibromochloromethane	NELAP	0.0019		**ND**	mg/Kg-dry	1	08/23/2021 19:00	181082
Ethylbenzene	NELAP	0.0019		**ND**	mg/Kg-dry	1	08/23/2021 19:00	181082
Methyl tert-butyl ether	NELAP	0.0019		**ND**	mg/Kg-dry	1	08/23/2021 19:00	181082
Methylene chloride	NELAP	0.0095		**ND**	mg/Kg-dry	1	08/23/2021 19:00	181082
Styrene	NELAP	0.0019		**ND**	mg/Kg-dry	1	08/23/2021 19:00	181082
Tetrachloroethene	NELAP	0.0019		**ND**	mg/Kg-dry	1	08/23/2021 19:00	181082
Toluene	NELAP	0.0019		**ND**	mg/Kg-dry	1	08/23/2021 19:00	181082
trans-1,2-Dichloroethene	NELAP	0.0019		**ND**	mg/Kg-dry	1	08/23/2021 19:00	181082
trans-1,3-Dichloropropene	NELAP	0.0019		**ND**	mg/Kg-dry	1	08/23/2021 19:00	181082
Trichloroethene	NELAP	0.0019		**ND**	mg/Kg-dry	1	08/23/2021 19:00	181082
Vinyl chloride	NELAP	0.0019		**ND**	mg/Kg-dry	1	08/23/2021 19:00	181082
Xylenes, Total	NELAP	0.0076		**ND**	mg/Kg-dry	1	08/23/2021 19:00	181082
Surr: 1,2-Dichloroethane-d4	*	74-124		**120.0**	%REC	1	08/23/2021 19:00	181082
Surr: 4-Bromofluorobenzene	*	79.4-123		**104.0**	%REC	1	08/23/2021 19:00	181082
Surr: Dibromofluoromethane	*	89.2-112		**104.0**	%REC	1	08/23/2021 19:00	181082
Surr: Toluene-d8	*	85-115		**100.9**	%REC	1	08/23/2021 19:00	181082

Laboratory Results

http://www.teklabinc.com/

Client: Terracon
Work Order: 21081199
Client Project: CCDD 15217050
Report Date: 31-Aug-21
Lab ID: 21081199-013
Client Sample ID: B-3 (1.5-3)
Matrix: SOLID
Collection Date: 08/19/2021 13:35

Analyses	Certification	RL	Qual	Result	Units	DF	Date Analyzed	Batch
EPA SW846 3550C, 5035A, ASTM D2974								
Percent Moisture	*	0.1		**21.2**	%	1	08/20/2021 10:43	R296995
SW-846 9045C								
pH (1:1)	NELAP	1.00		**6.88**		1	08/20/2021 16:24	R296950
SW-846 1311, 3010A, 6010B, METALS IN TCLP EXTRACT BY ICP								
Aluminum	NELAP	0.0500		**< 0.0500**	mg/L	1	08/27/2021 13:52	181186
Iron	NELAP	0.0400		**< 0.0400**	mg/L	1	08/27/2021 13:52	181186
SW-846 3050B, 6010B, METALS BY ICP								
Aluminum	NELAP	5.77		**13200**	mg/Kg-dry	1	08/24/2021 16:47	181066
Antimony	NELAP	4.90		**< 4.90**	mg/Kg-dry	1	08/26/2021 16:30	181158
Arsenic	NELAP	2.40		**14.9**	mg/Kg-dry	1	08/24/2021 16:47	181066
Barium	NELAP	0.48		**194**	mg/Kg-dry	1	08/24/2021 16:47	181066
Beryllium	NELAP	0.05		**0.71**	mg/Kg-dry	1	08/24/2021 16:47	181066
Cadmium	NELAP	0.19		**0.36**	mg/Kg-dry	1	08/24/2021 16:47	181066
Calcium	NELAP	9.62		**3750**	mg/Kg-dry	1	08/24/2021 16:47	181066
Chromium	NELAP	0.48		**21.7**	mg/Kg-dry	1	08/24/2021 16:47	181066
Cobalt	NELAP	0.48		**6.98**	mg/Kg-dry	1	08/24/2021 16:47	181066
Copper	NELAP	0.48		**23.1**	mg/Kg-dry	1	08/24/2021 16:47	181066
Iron	NELAP	4.81		**25700**	mg/Kg-dry	1	08/24/2021 16:47	181066
Lead	NELAP	1.44		**13.4**	mg/Kg-dry	1	08/24/2021 16:47	181066
Magnesium	NELAP	4.81		**3780**	mg/Kg-dry	1	08/24/2021 16:47	181066
Manganese	NELAP	0.43		**495**	mg/Kg-dry	1	08/24/2021 16:47	181066
Nickel	NELAP	0.48		**29.5**	mg/Kg-dry	1	08/24/2021 16:47	181066
Potassium	NELAP	48.1		**1380**	mg/Kg-dry	5	08/25/2021 19:50	181066
Selenium	NELAP	3.85		**< 3.85**	mg/Kg-dry	1	08/24/2021 16:47	181066
Silver	NELAP	0.48		**< 0.48**	mg/Kg-dry	1	08/24/2021 16:47	181066
Sodium	NELAP	9.62		**167**	mg/Kg-dry	1	08/24/2021 16:47	181066
Thallium	NELAP	4.81		**< 4.81**	mg/Kg-dry	1	08/24/2021 16:47	181066
Vanadium	NELAP	0.96		**38.0**	mg/Kg-dry	1	08/24/2021 16:47	181066
Zinc	NELAP	2.88		**71.1**	mg/Kg-dry	1	08/24/2021 16:47	181066
SW-846 7471B								
Mercury	NELAP	0.012		**0.042**	mg/Kg-dry	1	08/26/2021 18:44	181154
SW-846 3550B, 8081B, CHLORINATED PESTICIDES BY GC/ECD								
4,4´-DDD	NELAP	0.00204		**ND**	mg/Kg-dry	1	08/25/2021 20:46	181122
4,4´-DDE	NELAP	0.00204		**ND**	mg/Kg-dry	1	08/25/2021 20:46	181122
4,4´-DDT	NELAP	0.00204		**ND**	mg/Kg-dry	1	08/25/2021 20:46	181122
Alachlor	NELAP	0.00204		**ND**	mg/Kg-dry	1	08/25/2021 20:46	181122
Aldrin	NELAP	0.00204		**ND**	mg/Kg-dry	1	08/25/2021 20:46	181122
alpha-BHC	NELAP	0.00204		**ND**	mg/Kg-dry	1	08/25/2021 20:46	181122
alpha-Chlordane	NELAP	0.00204		**ND**	mg/Kg-dry	1	08/25/2021 20:46	181122
beta-BHC	NELAP	0.00204		**ND**	mg/Kg-dry	1	08/25/2021 20:46	181122
Chlordane	NELAP	0.00407		**ND**	mg/Kg-dry	1	08/25/2021 20:46	181122
delta-BHC	NELAP	0.00204		**ND**	mg/Kg-dry	1	08/25/2021 20:46	181122
Dieldrin	NELAP	0.00204		**ND**	mg/Kg-dry	1	08/25/2021 20:46	181122
Endosulfan I	NELAP	0.00204		**ND**	mg/Kg-dry	1	08/25/2021 20:46	181122
Endosulfan II	NELAP	0.00204		**ND**	mg/Kg-dry	1	08/25/2021 20:46	181122
Endosulfan sulfate	NELAP	0.00204		**ND**	mg/Kg-dry	1	08/25/2021 20:46	181122

Laboratory Results

http://www.teklabinc.com/

Client: Terracon
Work Order: 21081199
Client Project: CCDD 15217050
Report Date: 31-Aug-21
Lab ID: 21081199-013
Client Sample ID: B-3 (1.5-3)
Matrix: SOLID
Collection Date: 08/19/2021 13:35

Analyses	Certification	RL	Qual	Result	Units	DF	Date Analyzed	Batch
SW-846 3550B, 8081B, CHLORINATED PESTICIDES BY GC/ECD								
Endrin	NELAP	0.00204		**ND**	mg/Kg-dry	1	08/25/2021 20:46	181122
Endrin aldehyde	NELAP	0.00204		**ND**	mg/Kg-dry	1	08/25/2021 20:46	181122
Endrin ketone	NELAP	0.00204		**ND**	mg/Kg-dry	1	08/25/2021 20:46	181122
gamma-BHC	NELAP	0.00204		**ND**	mg/Kg-dry	1	08/25/2021 20:46	181122
gamma-Chlordane	NELAP	0.00204		**ND**	mg/Kg-dry	1	08/25/2021 20:46	181122
Heptachlor	NELAP	0.00204		**ND**	mg/Kg-dry	1	08/25/2021 20:46	181122
Heptachlor epoxide	NELAP	0.00204		**ND**	mg/Kg-dry	1	08/25/2021 20:46	181122
Methoxychlor	NELAP	0.00204		**ND**	mg/Kg-dry	1	08/25/2021 20:46	181122
Toxaphene	NELAP	0.0366		**ND**	mg/Kg-dry	1	08/25/2021 20:46	181122
Surr: Decachlorobiphenyl	*	29.3-136		**76.5**	%REC	1	08/25/2021 20:46	181122
Surr: Tetrachloro-m-xylene	*	33.8-128		**76.5**	%REC	1	08/25/2021 20:46	181122
SW-846 3550B, 8082, POLYCHLORINATED BIPHENYLS (PCBS) BY GC/ECD								
Aroclor 1016	NELAP	0.0457		**ND**	mg/Kg-dry	1	08/25/2021 14:46	181122
Aroclor 1221	NELAP	0.0457		**ND**	mg/Kg-dry	1	08/25/2021 14:46	181122
Aroclor 1232	NELAP	0.0457		**ND**	mg/Kg-dry	1	08/25/2021 14:46	181122
Aroclor 1242	NELAP	0.0457		**ND**	mg/Kg-dry	1	08/25/2021 14:46	181122
Aroclor 1248	NELAP	0.0457		**ND**	mg/Kg-dry	1	08/25/2021 14:46	181122
Aroclor 1254	NELAP	0.0457		**ND**	mg/Kg-dry	1	08/25/2021 14:46	181122
Aroclor 1260	NELAP	0.0457		**ND**	mg/Kg-dry	1	08/25/2021 14:46	181122
Surr: Decachlorobiphenyl	*	21.6-145		**75.3**	%REC	1	08/25/2021 14:46	181122
Surr: Tetrachloro-meta-xylene	*	19.8-124		**64.9**	%REC	1	08/25/2021 14:46	181122
SW-846 3550B, 8270C SIMS, SEMI-VOLATILE ORGANIC COMPOUNDS BY GC/MS								
2-Methylnaphthalene	NELAP	0.0207		**ND**	mg/Kg-dry	1	08/27/2021 11:09	181179
Acenaphthene	NELAP	0.0042		**ND**	mg/Kg-dry	1	08/27/2021 11:09	181179
Acenaphthylene	NELAP	0.0042		**ND**	mg/Kg-dry	1	08/27/2021 11:09	181179
Anthracene	NELAP	0.0042		**ND**	mg/Kg-dry	1	08/27/2021 11:09	181179
Benzo(a)anthracene	NELAP	0.0124		**ND**	mg/Kg-dry	1	08/27/2021 11:09	181179
Benzo(a)pyrene	NELAP	0.0042		**ND**	mg/Kg-dry	1	08/27/2021 11:09	181179
Benzo(b)fluoranthene	NELAP	0.0042		**ND**	mg/Kg-dry	1	08/27/2021 11:09	181179
Benzo(g,h,i)perylene	NELAP	0.0042		**ND**	mg/Kg-dry	1	08/27/2021 11:09	181179
Benzo(k)fluoranthene	NELAP	0.0042		**ND**	mg/Kg-dry	1	08/27/2021 11:09	181179
Bis(2-ethylhexyl)phthalate	NELAP	0.0830		**ND**	mg/Kg-dry	1	08/27/2021 11:09	181179
Chrysene	NELAP	0.0042		**ND**	mg/Kg-dry	1	08/27/2021 11:09	181179
Dibenzo(a,h)anthracene	NELAP	0.0042		**ND**	mg/Kg-dry	1	08/27/2021 11:09	181179
Diethyl phthalate	NELAP	0.0421		**ND**	mg/Kg-dry	1	08/27/2021 11:09	181179
Dimethyl phthalate	NELAP	0.124		**ND**	mg/Kg-dry	1	08/27/2021 11:09	181179
Di-n-butyl phthalate	NELAP	0.0421		**ND**	mg/Kg-dry	1	08/27/2021 11:09	181179
Fluoranthene	NELAP	0.0042		**ND**	mg/Kg-dry	1	08/27/2021 11:09	181179
Fluorene	NELAP	0.0042		**ND**	mg/Kg-dry	1	08/27/2021 11:09	181179
Indeno(1,2,3-cd)pyrene	NELAP	0.0042		**ND**	mg/Kg-dry	1	08/27/2021 11:09	181179
m,p-Cresol	NELAP	0.0124		**ND**	mg/Kg-dry	1	08/27/2021 11:09	181179
Naphthalene	NELAP	0.0042		**ND**	mg/Kg-dry	1	08/27/2021 11:09	181179
o-Cresol	NELAP	0.0042		**ND**	mg/Kg-dry	1	08/27/2021 11:09	181179
Phenanthrene	NELAP	0.0074		**ND**	mg/Kg-dry	1	08/27/2021 11:09	181179
Pyrene	NELAP	0.0042		**ND**	mg/Kg-dry	1	08/27/2021 11:09	181179
Surr: 2-Fluorobiphenyl	*	42.3-99.4		**79.2**	%REC	1	08/27/2021 11:09	181179
Surr: 2-Fluorophenol	*	39.3-99.8		**78.0**	%REC	1	08/27/2021 11:09	181179

Laboratory Results

http://www.teklabinc.com/

Client: Terracon
Work Order: 21081199
Client Project: CCDD 15217050
Report Date: 31-Aug-21
Lab ID: 21081199-013
Client Sample ID: B-3 (1.5-3)
Matrix: SOLID
Collection Date: 08/19/2021 13:35

Analyses	Certification	RL	Qual	Result	Units	DF	Date Analyzed	Batch
SW-846 3550B, 8270C SIMS, SEMI-VOLATILE ORGANIC COMPOUNDS BY GC/MS								
Surr: Nitrobenzene-d5	*	37.5-100		**72.2**	%REC	1	08/27/2021 11:09	181179
Surr: Phenol-d5	*	42.6-104		**79.8**	%REC	1	08/27/2021 11:09	181179
Surr: p-Terphenyl-d14	*	31.2-118		**93.2**	%REC	1	08/27/2021 11:09	181179
SW-846 3550B, 8270C, SEMI-VOLATILE ORGANIC COMPOUNDS BY GC/MS								
1,2,4-Trichlorobenzene	NELAP	0.620		**ND**	mg/Kg-dry	1	08/27/2021 11:09	181179
1,2-Dichlorobenzene	NELAP	0.620		**ND**	mg/Kg-dry	1	08/27/2021 11:09	181179
1,3-Dichlorobenzene	NELAP	0.620		**ND**	mg/Kg-dry	1	08/27/2021 11:09	181179
1,4-Dichlorobenzene	NELAP	0.620		**ND**	mg/Kg-dry	1	08/27/2021 11:09	181179
2,4,5-Trichlorophenol	NELAP	0.434		**ND**	mg/Kg-dry	1	08/27/2021 11:09	181179
2,4,6-Trichlorophenol	NELAP	0.434		**ND**	mg/Kg-dry	1	08/27/2021 11:09	181179
2,4-Dichlorophenol	NELAP	0.620		**ND**	mg/Kg-dry	1	08/27/2021 11:09	181179
2,4-Dinitrophenol	NELAP	1.24		**ND**	mg/Kg-dry	1	08/27/2021 11:09	181179
2,4-Dinitrotoluene	NELAP	0.434		**ND**	mg/Kg-dry	1	08/27/2021 11:09	181179
2,6-Dinitrotoluene	NELAP	0.434		**ND**	mg/Kg-dry	1	08/27/2021 11:09	181179
2-Chloronaphthalene	NELAP	0.434		**ND**	mg/Kg-dry	1	08/27/2021 11:09	181179
2-Chlorophenol	NELAP	0.620		**ND**	mg/Kg-dry	1	08/27/2021 11:09	181179
2-Nitroaniline	NELAP	1.24		**ND**	mg/Kg-dry	1	08/27/2021 11:09	181179
2-Nitrophenol	NELAP	0.434		**ND**	mg/Kg-dry	1	08/27/2021 11:09	181179
3,3´-Dichlorobenzidine	NELAP	0.434		**ND**	mg/Kg-dry	1	08/27/2021 11:09	181179
3-Nitroaniline	NELAP	1.24		**ND**	mg/Kg-dry	1	08/27/2021 11:09	181179
4,6-Dinitro-2-methylphenol	NELAP	1.24		**ND**	mg/Kg-dry	1	08/27/2021 11:09	181179
4-Bromophenyl phenyl ether	NELAP	0.434		**ND**	mg/Kg-dry	1	08/27/2021 11:09	181179
4-Chloro-3-methylphenol	NELAP	0.620		**ND**	mg/Kg-dry	1	08/27/2021 11:09	181179
4-Chloroaniline	NELAP	0.620		**ND**	mg/Kg-dry	1	08/27/2021 11:09	181179
4-Chlorophenyl phenyl ether	NELAP	0.434		**ND**	mg/Kg-dry	1	08/27/2021 11:09	181179
4-Nitroaniline	NELAP	0.620		**ND**	mg/Kg-dry	1	08/27/2021 11:09	181179
4-Nitrophenol	NELAP	0.434		**ND**	mg/Kg-dry	1	08/27/2021 11:09	181179
Bis(2-chloroethyl)ether	NELAP	0.620		**ND**	mg/Kg-dry	1	08/27/2021 11:09	181179
Bis(2-chloroisopropyl)ether	NELAP	0.434		**ND**	mg/Kg-dry	1	08/27/2021 11:09	181179
Butyl benzyl phthalate	NELAP	0.434		**ND**	mg/Kg-dry	1	08/27/2021 11:09	181179
Carbazole	NELAP	0.620		**ND**	mg/Kg-dry	1	08/27/2021 11:09	181179
Dibenzofuran	NELAP	0.434		**ND**	mg/Kg-dry	1	08/27/2021 11:09	181179
Hexachlorobenzene	NELAP	0.434		**ND**	mg/Kg-dry	1	08/27/2021 11:09	181179
Hexachlorobutadiene	NELAP	0.620		**ND**	mg/Kg-dry	1	08/27/2021 11:09	181179
Hexachlorocyclopentadiene	NELAP	0.620		**ND**	mg/Kg-dry	1	08/27/2021 11:09	181179
Hexachloroethane	NELAP	0.620		**ND**	mg/Kg-dry	1	08/27/2021 11:09	181179
Isophorone	NELAP	0.434		**ND**	mg/Kg-dry	1	08/27/2021 11:09	181179
Nitrobenzene	NELAP	0.620		**ND**	mg/Kg-dry	1	08/27/2021 11:09	181179
N-Nitrosodimethylamine	NELAP	0.620		**ND**	mg/Kg-dry	1	08/27/2021 11:09	181179
N-Nitroso-di-n-propylamine	NELAP	0.620		**ND**	mg/Kg-dry	1	08/27/2021 11:09	181179
Pentachlorophenol	NELAP	2.48		**ND**	mg/Kg-dry	1	08/27/2021 11:09	181179
Phenol	NELAP	0.434		**ND**	mg/Kg-dry	1	08/27/2021 11:09	181179
Surr: 2,4,6-Tribromophenol	*	26.7-117		**88.5**	%REC	1	08/27/2021 11:09	181179
Surr: 2-Fluorobiphenyl	*	26.4-105		**79.2**	%REC	1	08/27/2021 11:09	181179
Surr: 2-Fluorophenol	*	33.9-102		**78.0**	%REC	1	08/27/2021 11:09	181179
Surr: Nitrobenzene-d5	*	28.5-104		**72.2**	%REC	1	08/27/2021 11:09	181179
Surr: Phenol-d5	*	36-105		**79.8**	%REC	1	08/27/2021 11:09	181179

Laboratory Results

http://www.teklabinc.com/

Client: Terracon
Work Order: 21081199
Client Project: CCDD 15217050
Report Date: 31-Aug-21
Lab ID: 21081199-013
Client Sample ID: B-3 (1.5-3)
Matrix: SOLID
Collection Date: 08/19/2021 13:35

Analyses	Certification	RL	Qual	Result	Units	DF	Date Analyzed	Batch
SW-846 3550B, 8270C, SEMI-VOLATILE ORGANIC COMPOUNDS BY GC/MS								
Surr: p-Terphenyl-d14	*	33-105		**93.2**	%REC	1	08/27/2021 11:09	181179
SW-846 5035, 8260B, VOLATILE ORGANIC COMPOUNDS BY GC/MS								
1,1,1-Trichloroethane	NELAP	0.0506		**ND**	mg/Kg-dry	12.5	08/24/2021 14:30	181108
1,1,2,2-Tetrachloroethane	NELAP	0.0506		**ND**	mg/Kg-dry	12.5	08/24/2021 14:30	181108
1,1,2-Trichloroethane	NELAP	0.126		**ND**	mg/Kg-dry	12.5	08/24/2021 14:30	181108
1,1-Dichloroethane	NELAP	0.0506		**ND**	mg/Kg-dry	12.5	08/24/2021 14:30	181108
1,1-Dichloroethene	NELAP	0.0506		**ND**	mg/Kg-dry	12.5	08/24/2021 14:30	181108
1,2-Dichloroethane	NELAP	0.0506		**ND**	mg/Kg-dry	12.5	08/24/2021 14:30	181108
1,2-Dichloropropane	NELAP	0.0506		**ND**	mg/Kg-dry	12.5	08/24/2021 14:30	181108
2-Butanone	NELAP	0.632		**ND**	mg/Kg-dry	12.5	08/24/2021 14:30	181108
2-Hexanone	NELAP	0.632		**ND**	mg/Kg-dry	12.5	08/24/2021 14:30	181108
4-Methyl-2-pentanone	NELAP	0.632		**ND**	mg/Kg-dry	12.5	08/24/2021 14:30	181108
Acetone	NELAP	0.632		**ND**	mg/Kg-dry	12.5	08/24/2021 14:30	181108
Benzene	NELAP	0.0253		**ND**	mg/Kg-dry	12.5	08/24/2021 14:30	181108
Bromodichloromethane	NELAP	0.0506		**ND**	mg/Kg-dry	12.5	08/24/2021 14:30	181108
Bromoform	NELAP	0.126		**ND**	mg/Kg-dry	12.5	08/24/2021 14:30	181108
Bromomethane	NELAP	0.253		**ND**	mg/Kg-dry	12.5	08/24/2021 14:30	181108
Carbon disulfide	NELAP	0.0506		**ND**	mg/Kg-dry	12.5	08/24/2021 14:30	181108
Carbon tetrachloride	NELAP	0.0506		**ND**	mg/Kg-dry	12.5	08/24/2021 14:30	181108
Chlorobenzene	NELAP	0.0506		**ND**	mg/Kg-dry	12.5	08/24/2021 14:30	181108
Chloroethane	NELAP	0.253		**ND**	mg/Kg-dry	12.5	08/24/2021 14:30	181108
Chloroform	NELAP	0.0506		**ND**	mg/Kg-dry	12.5	08/24/2021 14:30	181108
Chloromethane	NELAP	0.253		**ND**	mg/Kg-dry	12.5	08/24/2021 14:30	181108
cis-1,2-Dichloroethene	NELAP	0.0506		**ND**	mg/Kg-dry	12.5	08/24/2021 14:30	181108
cis-1,3-Dichloropropene	NELAP	0.0506		**ND**	mg/Kg-dry	12.5	08/24/2021 14:30	181108
Dibromochloromethane	NELAP	0.0506		**ND**	mg/Kg-dry	12.5	08/24/2021 14:30	181108
Ethylbenzene	NELAP	0.0506		**ND**	mg/Kg-dry	12.5	08/24/2021 14:30	181108
Methyl tert-butyl ether	NELAP	0.0506		**ND**	mg/Kg-dry	12.5	08/24/2021 14:30	181108
Methylene chloride	NELAP	0.253		**ND**	mg/Kg-dry	12.5	08/24/2021 14:30	181108
Styrene	NELAP	0.0506		**ND**	mg/Kg-dry	12.5	08/24/2021 14:30	181108
Tetrachloroethene	NELAP	0.0506		**ND**	mg/Kg-dry	12.5	08/24/2021 14:30	181108
Toluene	NELAP	0.0506		**ND**	mg/Kg-dry	12.5	08/24/2021 14:30	181108
trans-1,2-Dichloroethene	NELAP	0.0506		**ND**	mg/Kg-dry	12.5	08/24/2021 14:30	181108
trans-1,3-Dichloropropene	NELAP	0.0506		**ND**	mg/Kg-dry	12.5	08/24/2021 14:30	181108
Trichloroethene	NELAP	0.0506		**ND**	mg/Kg-dry	12.5	08/24/2021 14:30	181108
Vinyl chloride	NELAP	0.0506		**ND**	mg/Kg-dry	12.5	08/24/2021 14:30	181108
Xylenes, Total	NELAP	0.202		**ND**	mg/Kg-dry	12.5	08/24/2021 14:30	181108
Surr: 1,2-Dichloroethane-d4	*	74-124		**91.4**	%REC	12.5	08/24/2021 14:30	181108
Surr: 4-Bromofluorobenzene	*	79.4-123		**96.9**	%REC	12.5	08/24/2021 14:30	181108
Surr: Dibromofluoromethane	*	89.2-112	S	**89.0**	%REC	12.5	08/24/2021 14:30	181108
Surr: Toluene-d8	*	85-115		**100.4**	%REC	12.5	08/24/2021 14:30	181108

Surrogate recovery is outside control limits due to matrix interference.
Elevated reporting limit due to matrix interference.

Client: Terracon **Work Order:** 21081199

Client Project: CCDD 15217050 **Report Date:** 31-Aug-21

EPA SW846 3550C, 5035A, ASTM D2974

Batch R296995 **SampType:** LCS Units %
SampID: LCS

Analyses	Cert	RL	Qual	Result	Spike	SPK Ref Val	%REC	Low Limit	High Limit	Date Analyzed
Percent Moisture	*	0.1		**99.0**	99.00	0	100.0	90	110	08/20/2021

Batch R296995 **SampType:** LCSQC Units %
SampID: LCSQC

Analyses	Cert	RL	Qual	Result	Spike	SPK Ref Val	%REC	Low Limit	High Limit	Date Analyzed
Percent Moisture	*	0.1		**99.0**	99.00	0	100.0	90	110	08/20/2021

SW-846 9045C

Batch R296950 **SampType:** LCS Units
SampID: LCS-R296950

Analyses	Cert	RL	Qual	Result	Spike	SPK Ref Val	%REC	Low Limit	High Limit	Date Analyzed
pH (1:1)		1.00		**6.95**	7.000	0	99.3	99.1	100.8	08/20/2021

Batch R296950 **SampType:** DUP Units RPD Limit **10**
SampID: 21081199-001ADUP

Analyses	Cert	RL	Qual	Result	Spike	SPK Ref Val	%REC	RPD Ref Val	%RPD	Date Analyzed
pH (1:1)		1.00		**8.14**				8.120	0.25	08/20/2021

Batch R296950 **SampType:** DUP Units RPD Limit **10**
SampID: 21081199-002ADUP

Analyses	Cert	RL	Qual	Result	Spike	SPK Ref Val	%REC	RPD Ref Val	%RPD	Date Analyzed
pH (1:1)		1.00		**8.17**				8.180	0.12	08/20/2021

Batch R296950 **SampType:** DUP Units RPD Limit **10**
SampID: 21081199-003ADUP

Analyses	Cert	RL	Qual	Result	Spike	SPK Ref Val	%REC	RPD Ref Val	%RPD	Date Analyzed
pH (1:1)		1.00		**7.84**				7.720	1.54	08/20/2021

Batch R296950 **SampType:** DUP Units RPD Limit **10**
SampID: 21081199-004ADUP

Analyses	Cert	RL	Qual	Result	Spike	SPK Ref Val	%REC	RPD Ref Val	%RPD	Date Analyzed
pH (1:1)		1.00		**7.89**				7.780	1.40	08/20/2021

Client: Terracon **Work Order:** 21081199

Client Project: CCDD 15217050 **Report Date:** 31-Aug-21

SW-846 9045C

Batch R296950 **SampType:** DUP Units RPD Limit 10

SampID: 21081199-005ADUP

Analyses	Cert	RL	Qual	Result	Spike	SPK Ref Val	%REC	RPD Ref Val	%RPD	Date Analyzed
pH (1:1)		1.00		**7.30**				7.340	0.55	08/20/2021

Batch R296950 **SampType:** DUP Units RPD Limit 10

SampID: 21081199-006ADUP

Analyses	Cert	RL	Qual	Result	Spike	SPK Ref Val	%REC	RPD Ref Val	%RPD	Date Analyzed
pH (1:1)		1.00		**7.75**				7.810	0.77	08/20/2021

Batch R296950 **SampType:** DUP Units RPD Limit 10

SampID: 21081199-007ADUP

Analyses	Cert	RL	Qual	Result	Spike	SPK Ref Val	%REC	RPD Ref Val	%RPD	Date Analyzed
pH (1:1)		1.00		**8.09**				8.100	0.12	08/20/2021

Batch R296950 **SampType:** DUP Units RPD Limit 10

SampID: 21081199-008ADUP

Analyses	Cert	RL	Qual	Result	Spike	SPK Ref Val	%REC	RPD Ref Val	%RPD	Date Analyzed
pH (1:1)		1.00		**5.92**				5.840	1.36	08/20/2021

Batch R296950 **SampType:** DUP Units RPD Limit 10

SampID: 21081199-009ADUP

Analyses	Cert	RL	Qual	Result	Spike	SPK Ref Val	%REC	RPD Ref Val	%RPD	Date Analyzed
pH (1:1)		1.00		**7.83**				7.730	1.29	08/20/2021

Batch R296950 **SampType:** DUP Units RPD Limit 10

SampID: 21081199-010ADUP

Analyses	Cert	RL	Qual	Result	Spike	SPK Ref Val	%REC	RPD Ref Val	%RPD	Date Analyzed
pH (1:1)		1.00		**7.43**				7.400	0.40	08/20/2021

Batch R296950 **SampType:** DUP Units RPD Limit 10

SampID: 21081199-011ADUP

Analyses	Cert	RL	Qual	Result	Spike	SPK Ref Val	%REC	RPD Ref Val	%RPD	Date Analyzed
pH (1:1)		1.00		**7.63**				7.400	3.06	08/20/2021

Batch R296950 **SampType:** DUP Units RPD Limit 10

SampID: 21081199-012ADUP

Analyses	Cert	RL	Qual	Result	Spike	SPK Ref Val	%REC	RPD Ref Val	%RPD	Date Analyzed
pH (1:1)		1.00		**6.59**				6.640	0.76	08/20/2021

Client: Terracon **Work Order:** 21081199

Client Project: CCDD 15217050 **Report Date:** 31-Aug-21

SW-846 9045C

Batch R296950 **SampType:** DUP Units RPD Limit 10

SampID: 21081199-013ADUP

Analyses	Cert	RL	Qual	Result	Spike	SPK Ref Val	%REC	RPD Ref Val	%RPD	Date Analyzed
pH (1:1)		1.00		**7.02**				6.880	2.01	08/20/2021

Batch R296950 **SampType:** DUP Units RPD Limit 10

SampID: 21080892-001ADUP

Analyses	Cert	RL	Qual	Result	Spike	SPK Ref Val	%REC	RPD Ref Val	%RPD	Date Analyzed
pH (1:1)		1.00		**8.79**				8.780	0.11	08/20/2021

Batch R296950 **SampType:** DUP Units RPD Limit 10

SampID: 21081101-002ADUP

Analyses	Cert	RL	Qual	Result	Spike	SPK Ref Val	%REC	RPD Ref Val	%RPD	Date Analyzed
pH (1:1)		1.00		**8.63**				8.580	0.58	08/20/2021

Batch R296950 **SampType:** DUP Units RPD Limit 10

SampID: 21081101-003ADUP

Analyses	Cert	RL	Qual	Result	Spike	SPK Ref Val	%REC	RPD Ref Val	%RPD	Date Analyzed
pH (1:1)		1.00		**8.00**				7.970	0.38	08/20/2021

Batch R296950 **SampType:** DUP Units RPD Limit 10

SampID: 21081101-004ADUP

Analyses	Cert	RL	Qual	Result	Spike	SPK Ref Val	%REC	RPD Ref Val	%RPD	Date Analyzed
pH (1:1)		1.00		**8.46**				8.310	1.79	08/20/2021

Batch R296950 **SampType:** DUP Units RPD Limit 10

SampID: 21081101-005ADUP

Analyses	Cert	RL	Qual	Result	Spike	SPK Ref Val	%REC	RPD Ref Val	%RPD	Date Analyzed
pH (1:1)		1.00		**8.05**				8.070	0.25	08/20/2021

Batch R296950 **SampType:** DUP Units RPD Limit 10

SampID: 21081101-006ADUP

Analyses	Cert	RL	Qual	Result	Spike	SPK Ref Val	%REC	RPD Ref Val	%RPD	Date Analyzed
pH (1:1)		1.00		**8.10**				8.100	0.00	08/20/2021

Batch R296950 **SampType:** DUP Units RPD Limit 10

SampID: 21081101-007ADUP

Analyses	Cert	RL	Qual	Result	Spike	SPK Ref Val	%REC	RPD Ref Val	%RPD	Date Analyzed
pH (1:1)		1.00		**8.22**				8.210	0.12	08/20/2021

Client: Terracon **Work Order:** 21081199

Client Project: CCDD 15217050 **Report Date:** 31-Aug-21

SW-846 9045C

Batch R296950 **SampType:** DUP Units RPD Limit 10

SampID: 21081101-008ADUP

Analyses	Cert	RL	Qual	Result	Spike	SPK Ref Val	%REC	RPD Ref Val	%RPD	Date Analyzed
pH (1:1)		1.00		**8.21**				8.200	0.12	08/20/2021

Batch R296950 **SampType:** DUP Units RPD Limit 10

SampID: 21081101-009ADUP

Analyses	Cert	RL	Qual	Result	Spike	SPK Ref Val	%REC	RPD Ref Val	%RPD	Date Analyzed
pH (1:1)		1.00		**8.28**				8.300	0.24	08/20/2021

Batch R296950 **SampType:** DUP Units RPD Limit 10

SampID: 21081132-003ADUP

Analyses	Cert	RL	Qual	Result	Spike	SPK Ref Val	%REC	RPD Ref Val	%RPD	Date Analyzed
pH (1:1)		1.00		**7.19**				7.130	0.84	08/20/2021

Batch R296950 **SampType:** DUP Units RPD Limit 10

SampID: 21081132-004ADUP

Analyses	Cert	RL	Qual	Result	Spike	SPK Ref Val	%REC	RPD Ref Val	%RPD	Date Analyzed
pH (1:1)		1.00		**6.65**				6.660	0.15	08/20/2021

Batch R296950 **SampType:** DUP Units RPD Limit 10

SampID: 21081132-005ADUP

Analyses	Cert	RL	Qual	Result	Spike	SPK Ref Val	%REC	RPD Ref Val	%RPD	Date Analyzed
pH (1:1)		1.00		**6.06**				6.310	4.04	08/20/2021

Batch R296950 **SampType:** DUP Units RPD Limit 10

SampID: 21081132-006ADUP

Analyses	Cert	RL	Qual	Result	Spike	SPK Ref Val	%REC	RPD Ref Val	%RPD	Date Analyzed
pH (1:1)		1.00		**5.19**				5.200	0.19	08/20/2021

Batch R296950 **SampType:** DUP Units RPD Limit 10

SampID: 21081132-007ADUP

Analyses	Cert	RL	Qual	Result	Spike	SPK Ref Val	%REC	RPD Ref Val	%RPD	Date Analyzed
pH (1:1)		1.00		**5.95**				5.780	2.90	08/20/2021

Batch R296950 **SampType:** DUP Units RPD Limit 10

SampID: 21081132-008ADUP

Analyses	Cert	RL	Qual	Result	Spike	SPK Ref Val	%REC	RPD Ref Val	%RPD	Date Analyzed
pH (1:1)		1.00		**6.33**				6.350	0.32	08/20/2021

Client: Terracon **Work Order:** 21081199

Client Project: CCDD 15217050 **Report Date:** 31-Aug-21

SW-846 9045C

Batch R296950 **SampType:** DUP Units RPD Limit 10

SampID: 21081132-009ADUP

Analyses	Cert	RL	Qual	Result	Spike	SPK Ref Val	%REC	RPD Ref Val	%RPD	Date Analyzed
pH (1:1)		1.00		**6.89**				6.870	0.29	08/20/2021

Batch R296950 **SampType:** DUP Units RPD Limit 10

SampID: 21081132-010ADUP

Analyses	Cert	RL	Qual	Result	Spike	SPK Ref Val	%REC	RPD Ref Val	%RPD	Date Analyzed
pH (1:1)		1.00		**6.66**				6.620	0.60	08/20/2021

Batch R296950 **SampType:** DUP Units RPD Limit 10

SampID: 21081132-011ADUP

Analyses	Cert	RL	Qual	Result	Spike	SPK Ref Val	%REC	RPD Ref Val	%RPD	Date Analyzed
pH (1:1)		1.00		**5.44**				5.470	0.55	08/20/2021

Batch R296950 **SampType:** DUP Units RPD Limit 10

SampID: 21081132-012ADUP

Analyses	Cert	RL	Qual	Result	Spike	SPK Ref Val	%REC	RPD Ref Val	%RPD	Date Analyzed
pH (1:1)		1.00		**5.59**				5.640	0.89	08/20/2021

Batch R296950 **SampType:** DUP Units RPD Limit 10

SampID: 21081132-013ADUP

Analyses	Cert	RL	Qual	Result	Spike	SPK Ref Val	%REC	RPD Ref Val	%RPD	Date Analyzed
pH (1:1)		1.00		**5.50**				5.440	1.10	08/20/2021

Batch R296950 **SampType:** DUP Units RPD Limit 10

SampID: 21081132-014ADUP

Analyses	Cert	RL	Qual	Result	Spike	SPK Ref Val	%REC	RPD Ref Val	%RPD	Date Analyzed
pH (1:1)		1.00		**5.74**				5.800	1.04	08/20/2021

Batch R296950 **SampType:** DUP Units RPD Limit 10

SampID: 21081132-015ADUP

Analyses	Cert	RL	Qual	Result	Spike	SPK Ref Val	%REC	RPD Ref Val	%RPD	Date Analyzed
pH (1:1)		1.00		**6.31**				6.270	0.64	08/20/2021

Batch R296950 **SampType:** DUP Units RPD Limit 10

SampID: 21081132-016ADUP

Analyses	Cert	RL	Qual	Result	Spike	SPK Ref Val	%REC	RPD Ref Val	%RPD	Date Analyzed
pH (1:1)		1.00		**5.42**				5.490	1.28	08/20/2021

Client: Terracon **Work Order:** 21081199

Client Project: CCDD 15217050 **Report Date:** 31-Aug-21

SW-846 9045C

Batch R296950 **SampType:** DUP Units RPD Limit 10

SampID: 21081132-017ADUP

Analyses	Cert	RL	Qual	Result	Spike	SPK Ref Val	%REC	RPD Ref Val	%RPD	Date Analyzed
pH (1:1)		1.00		**4.90**				4.870	0.61	08/20/2021

Batch R296950 **SampType:** DUP Units RPD Limit 10

SampID: 21081132-018ADUP

Analyses	Cert	RL	Qual	Result	Spike	SPK Ref Val	%REC	RPD Ref Val	%RPD	Date Analyzed
pH (1:1)		1.00		**5.15**				5.170	0.39	08/20/2021

Batch R296950 **SampType:** DUP Units RPD Limit 10

SampID: 21081132-019ADUP

Analyses	Cert	RL	Qual	Result	Spike	SPK Ref Val	%REC	RPD Ref Val	%RPD	Date Analyzed
pH (1:1)		1.00		**6.50**				6.500	0.00	08/20/2021

Batch R296950 **SampType:** DUP Units RPD Limit 10

SampID: 21081132-020ADUP

Analyses	Cert	RL	Qual	Result	Spike	SPK Ref Val	%REC	RPD Ref Val	%RPD	Date Analyzed
pH (1:1)		1.00		**6.30**				6.380	1.26	08/20/2021

Batch R296950 **SampType:** DUP Units RPD Limit 10

SampID: 21081178-003ADUP

Analyses	Cert	RL	Qual	Result	Spike	SPK Ref Val	%REC	RPD Ref Val	%RPD	Date Analyzed
pH (1:1)		1.00		**8.32**				8.580	3.08	08/20/2021

Batch R296950 **SampType:** DUP Units RPD Limit 10

SampID: 21081178-004ADUP

Analyses	Cert	RL	Qual	Result	Spike	SPK Ref Val	%REC	RPD Ref Val	%RPD	Date Analyzed
pH (1:1)		1.00		**7.65**				7.520	1.71	08/20/2021

Batch R296950 **SampType:** DUP Units RPD Limit 10

SampID: 21081178-005ADUP

Analyses	Cert	RL	Qual	Result	Spike	SPK Ref Val	%REC	RPD Ref Val	%RPD	Date Analyzed
pH (1:1)		1.00		**8.46**				8.350	1.31	08/20/2021

Batch R296950 **SampType:** DUP Units RPD Limit 10

SampID: 21081178-006ADUP

Analyses	Cert	RL	Qual	Result	Spike	SPK Ref Val	%REC	RPD Ref Val	%RPD	Date Analyzed
pH (1:1)		1.00		**8.35**				8.390	0.48	08/20/2021

Client: Terracon **Work Order:** 21081199

Client Project: CCDD 15217050 **Report Date:** 31-Aug-21

SW-846 9045C

Batch R296950 **SampType:** DUP Units RPD Limit 10

SampID: 21081178-007ADUP

Analyses	Cert	RL	Qual	Result	Spike	SPK Ref Val	%REC	RPD Ref Val	%RPD	Date Analyzed
pH (1:1)		1.00		**8.29**				8.430	1.67	08/20/2021

SW-846 1311, 3010A, 6010B, METALS IN TCLP EXTRACT BY ICP

Batch 181186 **SampType:** MBLK Units mg/L

SampID: MBLK-181186

Analyses	Cert	RL	Qual	Result	Spike	SPK Ref Val	%REC	Low Limit	High Limit	Date Analyzed
Aluminum		0.0500		**< 0.0500**	0.0091	0	0	-100	100	08/27/2021
Iron		0.0400		**< 0.0400**	0.0200	0	0	-100	100	08/27/2021

Batch 181186 **SampType:** LCS Units mg/L

SampID: LCS-181186

Analyses	Cert	RL	Qual	Result	Spike	SPK Ref Val	%REC	Low Limit	High Limit	Date Analyzed
Aluminum		0.0500		**2.14**	2.000	0	107.2	85	115	08/27/2021
Iron		0.0400		**2.07**	2.000	0	103.3	85	115	08/27/2021

Batch 181186 **SampType:** MS Units mg/L

SampID: 21081199-009AMS

Analyses	Cert	RL	Qual	Result	Spike	SPK Ref Val	%REC	Low Limit	High Limit	Date Analyzed
Aluminum		0.0500		**2.14**	2.000	0.03660	105.2	75	125	08/27/2021
Iron		0.0400		**2.06**	2.000	0.04050	100.7	75	125	08/27/2021

Batch 181186 **SampType:** MSD Units mg/L RPD Limit 20

SampID: 21081199-009AMSD

Analyses	Cert	RL	Qual	Result	Spike	SPK Ref Val	%REC	RPD Ref Val	%RPD	Date Analyzed
Aluminum		0.0500		**2.13**	2.000	0.03660	104.7	2.140	0.47	08/27/2021
Iron		0.0400		**2.04**	2.000	0.04050	99.7	2.055	0.98	08/27/2021

Batch 181186 **SampType:** MS Units mg/L

SampID: 21081199-013AMS

Analyses	Cert	RL	Qual	Result	Spike	SPK Ref Val	%REC	Low Limit	High Limit	Date Analyzed
Aluminum		0.0500		**2.11**	2.000	0.02050	104.4	75	125	08/27/2021
Iron		0.0400		**2.02**	2.000	0	101.2	75	125	08/27/2021

Quality Control Results

http://www.teklabinc.com/

Client: Terracon
Client Project: CCDD 15217050

Work Order: 21081199
Report Date: 31-Aug-21

SW-846 1311, 3010A, 6010B, METALS IN TCLP EXTRACT BY ICP

Batch 181186 **SampType:** MSD Units **mg/L** RPD Limit **20**
SampID: 21081199-013AMSD

Analyses	Cert	RL	Qual	Result	Spike	SPK Ref Val	%REC	RPD Ref Val	%RPD	Date Analyzed
Aluminum		0.0500		**2.03**	2.000	0.02050	100.5	2.109	3.82	08/27/2021
Iron		0.0400		**1.93**	2.000	0	96.3	2.023	4.91	08/27/2021

Batch 181187 **SampType:** MBLK Units **mg/L**
SampID: MBLK-181187

Analyses	Cert	RL	Qual	Result	Spike	SPK Ref Val	%REC	Low Limit	High Limit	Date Analyzed
Aluminum		0.0500	S	**< 0.0500**	0.0091	0	381.3	-100	100	08/26/2021
Iron		0.0400		**< 0.0400**	0.0200	0	0	-100	100	08/26/2021

Batch 181239 **SampType:** MBLK Units **mg/L**
SampID: MBLK-181239

Analyses	Cert	RL	Qual	Result	Spike	SPK Ref Val	%REC	Low Limit	High Limit	Date Analyzed
Aluminum		0.500		**< 0.500**	0.0910	0	0	-100	100	08/27/2021
Iron		0.400		**< 0.400**	0.2000	0	0	-100	100	08/27/2021

Batch 181239 **SampType:** LCS Units **mg/L**
SampID: LCS-181239

Analyses	Cert	RL	Qual	Result	Spike	SPK Ref Val	%REC	Low Limit	High Limit	Date Analyzed
Aluminum		0.500		**20.3**	20.00	0	101.5	85	115	08/27/2021
Iron		0.400		**18.8**	20.00	0	94.2	85	115	08/27/2021

Batch 181239 **SampType:** MS Units **mg/L**
SampID: 21081199-003AMS

Analyses	Cert	RL	Qual	Result	Spike	SPK Ref Val	%REC	Low Limit	High Limit	Date Analyzed
Aluminum		0.500		**22.0**	20.00	0	110.0	75	125	08/27/2021
Iron		0.400		**19.3**	20.00	0	96.6	75	125	08/27/2021

Batch 181239 **SampType:** MSD Units **mg/L** RPD Limit **20**
SampID: 21081199-003AMSD

Analyses	Cert	RL	Qual	Result	Spike	SPK Ref Val	%REC	RPD Ref Val	%RPD	Date Analyzed
Aluminum		0.500		**22.2**	20.00	0	111.0	22.00	0.90	08/27/2021
Iron		0.400		**20.1**	20.00	0	100.5	19.33	3.91	08/27/2021

Quality Control Results

http://www.teklabinc.com/

Client: Terracon
Client Project: CCDD 15217050

Work Order: 21081199
Report Date: 31-Aug-21

SW-846 3050B, 6010B, METALS BY ICP

Batch **181066** **SampType:** **MBLK** Units **mg/Kg-dry**

SampID: MBLK-181066

Analyses	Cert	RL	Qual	Result	Spike	SPK Ref Val	%REC	Low Limit	High Limit	Date Analyzed
Aluminum		6.00		**< 6.00**	1.900	0	0	-100	100	08/24/2021
Arsenic		2.50		**< 2.50**	0.9700	0	0	-100	100	08/24/2021
Barium		0.50		**< 0.50**	0.1700	0	0	-100	100	08/24/2021
Beryllium		0.05		**< 0.05**	0.0110	0	0	-100	100	08/24/2021
Cadmium		0.20		**< 0.20**	0.0500	0	0	-100	100	08/24/2021
Calcium		10.0		**< 10.0**	4.900	0	0	-100	100	08/24/2021
Chromium		0.50		**< 0.50**	0.2300	0	0	-100	100	08/24/2021
Cobalt		0.50		**< 0.50**	0.1900	0	0	-100	100	08/24/2021
Copper		0.50		**< 0.50**	0.2100	0	0	-100	100	08/24/2021
Iron		5.00		**< 5.00**	3.550	0	0	-100	100	08/24/2021
Lead		1.50		**< 1.50**	0.5900	0	0	-100	100	08/24/2021
Magnesium		5.00		**< 5.00**	1.200	0	0	-100	100	08/24/2021
Manganese		0.45		**< 0.45**	0.1600	0	0	-100	100	08/24/2021
Nickel		0.50		**< 0.50**	0.1900	0	0	-100	100	08/24/2021
Potassium		10.0		**< 10.0**	5.180	0	0	-100	100	08/24/2021
Selenium		4.00		**< 4.00**	1.680	0	0	-100	100	08/24/2021
Silver		0.50		**< 0.50**	0.1100	0	0	-100	100	08/24/2021
Sodium		10.0		**< 10.0**	3.750	0	0	-100	100	08/24/2021
Thallium		5.00		**< 5.00**	0.7600	0	0	-100	100	08/24/2021
Vanadium		1.00		**< 1.00**	0.1600	0	0	-100	100	08/24/2021
Zinc		3.00		**< 3.00**	1.100	0	0	-100	100	08/24/2021

Client: Terracon **Work Order:** 21081199

Client Project: CCDD 15217050 **Report Date:** 31-Aug-21

SW-846 3050B, 6010B, METALS BY ICP

Batch **181066** **SampType:** **LCS** Units **mg/Kg-dry**

SampID: LCS-181066

Analyses	Cert	RL	Qual	Result	Spike	SPK Ref Val	%REC	Low Limit	High Limit	Date Analyzed
Aluminum		6.00		**201**	200.0	0	100.7	85	115	08/24/2021
Arsenic		2.50		**51.1**	50.00	0	102.2	85	115	08/24/2021
Barium		0.50		**206**	200.0	0	103.2	85	115	08/24/2021
Beryllium		0.05		**5.02**	5.000	0	100.4	85	115	08/24/2021
Cadmium		0.20		**4.94**	5.000	0	98.8	85	115	08/24/2021
Calcium		10.0		**256**	250.0	0	102.6	85	115	08/24/2021
Chromium		0.50		**19.7**	20.00	0	98.3	85	115	08/24/2021
Cobalt		0.50		**50.2**	50.00	0	100.4	85	115	08/24/2021
Copper		0.50		**25.6**	25.00	0	102.4	85	115	08/24/2021
Iron		5.00		**197**	200.0	0	98.7	85	115	08/24/2021
Lead		1.50		**49.8**	50.00	0	99.6	85	115	08/24/2021
Magnesium		5.00		**266**	250.0	0	106.2	85	115	08/24/2021
Manganese		0.45		**50.4**	50.00	0	100.8	85	115	08/24/2021
Nickel		0.50		**49.8**	50.00	0	99.6	85	115	08/24/2021
Potassium		10.0		**241**	250.0	0	96.5	85	115	08/24/2021
Selenium		4.00		**49.4**	50.00	0	98.8	85	115	08/24/2021
Silver		0.50		**5.02**	5.000	0	100.4	85	115	08/24/2021
Sodium		10.0		**230**	250.0	0	91.9	85	115	08/24/2021
Thallium		5.00		**23.9**	25.00	0	95.7	85	115	08/24/2021
Vanadium		1.00		**49.6**	50.00	0	99.1	85	115	08/24/2021
Zinc		3.00		**52.2**	50.00	0	104.4	85	115	08/24/2021

Batch **181066** **SampType:** **MS** Units **mg/Kg-dry**

SampID: 21081178-004AMS

Analyses	Cert	RL	Qual	Result	Spike	SPK Ref Val	%REC	Low Limit	High Limit	Date Analyzed
Arsenic		2.50		**67.5**	50.00	21.07	92.9	75	125	08/24/2021
Barium		0.50		**254**	200.0	74.98	89.8	75	125	08/24/2021
Cadmium		0.20		**6.09**	5.000	1.630	89.2	75	125	08/24/2021
Chromium		0.50		**27.5**	20.00	8.940	92.9	75	125	08/24/2021
Silver		0.50		**4.80**	5.000	0.1400	93.2	75	125	08/24/2021

Client: Terracon **Work Order:** 21081199

Client Project: CCDD 15217050 **Report Date:** 31-Aug-21

SW-846 3050B, 6010B, METALS BY ICP

Batch 181066 **SampType:** MSD Units **mg/Kg-dry** RPD Limit **20**

SampID: 21081178-004AMSD

Analyses	Cert	RL	Qual	Result	Spike	SPK Ref Val	%REC	RPD Ref Val	%RPD	Date Analyzed
Arsenic		2.45		**66.4**	49.02	21.07	92.5	67.52	1.65	08/24/2021
Barium		0.49		**260**	196.1	74.98	94.2	254.5	1.99	08/24/2021
Cadmium		0.20		**5.89**	4.902	1.630	86.9	6.090	3.30	08/24/2021
Chromium		0.49		**26.8**	19.61	8.940	91.0	27.52	2.71	08/24/2021
Silver		0.49		**4.87**	4.902	0.1400	96.5	4.800	1.50	08/24/2021

Batch 181066 **SampType:** MS Units **mg/Kg-dry**

SampID: 21081199-007AMS

Analyses	Cert	RL	Qual	Result	Spike	SPK Ref Val	%REC	Low Limit	High Limit	Date Analyzed
Aluminum		5.66	S	**8800**	188.7	7535	670.2	75	125	08/24/2021
Arsenic		2.36		**56.4**	47.17	4.221	110.6	75	125	08/24/2021
Barium		0.47		**275**	188.7	70.52	108.3	75	125	08/24/2021
Beryllium		0.05		**5.05**	4.717	0.3654	99.3	75	125	08/24/2021
Cadmium		0.19		**4.69**	4.717	0.1538	96.1	75	125	08/24/2021
Calcium		9.43	S	**45200**	235.8	44050	471.6	75	125	08/24/2021
Chromium		0.47		**40.2**	18.87	20.20	106.0	75	125	08/24/2021
Cobalt		0.47		**52.3**	47.17	5.538	99.2	75	125	08/24/2021
Copper		0.47		**37.3**	23.58	11.80	108.2	75	125	08/24/2021
Iron		4.72	S	**16000**	188.7	14730	682.7	75	125	08/24/2021
Lead		1.42		**52.3**	47.17	5.702	98.8	75	125	08/24/2021
Magnesium		4.72	S	**26700**	235.8	25700	414.4	75	125	08/24/2021
Manganese		0.42		**591**	47.17	542.1	103.9	75	125	08/24/2021
Nickel		0.47		**59.5**	47.17	12.98	98.5	75	125	08/24/2021
Selenium		3.77		**50.0**	47.17	0	106.0	75	125	08/24/2021
Silver		0.47		**4.94**	4.717	0	104.8	75	125	08/24/2021
Sodium		9.43		**406**	235.8	147.9	109.3	75	125	08/24/2021
Thallium		4.72		**22.2**	23.58	0	94.0	75	125	08/24/2021
Vanadium		0.94		**78.8**	47.17	29.14	105.3	75	125	08/24/2021
Zinc		2.83		**75.7**	47.17	27.08	103.0	75	125	08/24/2021

Client: Terracon **Work Order:** 21081199

Client Project: CCDD 15217050 **Report Date:** 31-Aug-21

SW-846 3050B, 6010B, METALS BY ICP

Batch 181066 **SampType:** MSD Units **mg/Kg-dry** RPD Limit **20**

SampID: 21081199-007AMSD

Analyses	Cert	RL	Qual	Result	Spike	SPK Ref Val	%REC	RPD Ref Val	%RPD	Date Analyzed
Aluminum		5.77	S	**8610**	192.3	7535	560.5	8799	2.14	08/24/2021
Arsenic		2.40		**55.7**	48.08	4.221	107.1	56.40	1.19	08/24/2021
Barium		0.48		**273**	192.3	70.52	105.1	274.8	0.81	08/24/2021
Beryllium		0.05		**5.09**	4.808	0.3654	98.2	5.047	0.78	08/24/2021
Cadmium		0.19		**4.70**	4.808	0.1538	94.6	4.689	0.28	08/24/2021
Calcium		9.62	S	**45200**	240.4	44050	488.0	45160	0.13	08/24/2021
Chromium		0.48		**39.7**	19.23	20.20	101.5	40.20	1.19	08/24/2021
Cobalt		0.48		**52.6**	48.08	5.538	97.9	52.33	0.49	08/24/2021
Copper		0.48		**37.0**	24.04	11.80	104.6	37.31	0.97	08/24/2021
Iron		4.81	S	**15100**	192.3	14730	215.0	16020	5.61	08/24/2021
Lead		1.44		**52.2**	48.08	5.702	96.6	52.28	0.25	08/24/2021
Magnesium		4.81	S	**26600**	240.4	25700	364.0	26680	0.38	08/24/2021
Manganese		0.43	S	**565**	48.08	542.1	47.4	591.1	4.54	08/24/2021
Nickel		0.48		**59.3**	48.08	12.98	96.4	59.46	0.24	08/24/2021
Selenium		3.85		**49.3**	48.08	0	102.5	50.00	1.43	08/24/2021
Silver		0.48		**4.97**	4.808	0	103.4	4.943	0.56	08/24/2021
Sodium		9.62		**406**	240.4	147.9	107.2	405.6	0.00	08/24/2021
Thallium		4.81		**22.5**	24.04	0	93.7	22.17	1.56	08/24/2021
Vanadium		0.96		**78.6**	48.08	29.14	102.9	78.79	0.21	08/24/2021
Zinc		2.88		**74.9**	48.08	27.08	99.4	75.68	1.07	08/24/2021

Batch 181158 **SampType:** MBLK Units **mg/Kg-dry**

SampID: MBLK-181158

Analyses	Cert	RL	Qual	Result	Spike	SPK Ref Val	%REC	Low Limit	High Limit	Date Analyzed
Antimony		5.00		**< 5.00**	1.230	0	0	-100	100	08/26/2021

Batch 181158 **SampType:** LCS Units **mg/Kg-dry**

SampID: LCS-181158

Analyses	Cert	RL	Qual	Result	Spike	SPK Ref Val	%REC	Low Limit	High Limit	Date Analyzed
Antimony		5.00		**48.7**	50.00	0	97.4	85	115	08/26/2021

Batch 181158 **SampType:** MS Units **mg/Kg-dry**

SampID: 21081199-003AMS

Analyses	Cert	RL	Qual	Result	Spike	SPK Ref Val	%REC	Low Limit	High Limit	Date Analyzed
Antimony		4.81		**47.3**	48.08	1.731	94.7	75	125	08/26/2021

Client: Terracon **Work Order:** 21081199

Client Project: CCDD 15217050 **Report Date:** 31-Aug-21

SW-846 3050B, 6010B, METALS BY ICP

Batch 181158 **SampType:** MSD Units **mg/Kg-dry** RPD Limit **20**

SampID: 21081199-003AMSD

Analyses	Cert	RL	Qual	Result	Spike	SPK Ref Val	%REC	RPD Ref Val	%RPD	Date Analyzed
Antimony		4.81		**48.3**	48.08	1.731	96.8	47.26	2.09	08/26/2021

Batch 181158 **SampType:** MS Units **mg/Kg-dry**

SampID: 21081199-009AMS

Analyses	Cert	RL	Qual	Result	Spike	SPK Ref Val	%REC	Low Limit	High Limit	Date Analyzed
Antimony		4.81		**44.3**	48.08	0	92.2	75	125	08/26/2021

Batch 181158 **SampType:** MSD Units **mg/Kg-dry** RPD Limit **20**

SampID: 21081199-009AMSD

Analyses	Cert	RL	Qual	Result	Spike	SPK Ref Val	%REC	RPD Ref Val	%RPD	Date Analyzed
Antimony		4.55		**42.5**	45.45	0	93.5	44.34	4.21	08/26/2021

Batch 181232 **SampType:** MBLK Units **mg/Kg-dry**

SampID: MBLK-181232

Analyses	Cert	RL	Qual	Result	Spike	SPK Ref Val	%REC	Low Limit	High Limit	Date Analyzed
Aluminum		6.00		**< 6.00**	1.900	0	0	-100	100	08/30/2021
Arsenic		2.50		**< 2.50**	0.9700	0	0	-100	100	08/30/2021
Barium		0.50		**< 0.50**	0.1700	0	0	-100	100	08/30/2021
Beryllium		0.05		**< 0.05**	0.0110	0	0	-100	100	08/30/2021
Cadmium		0.20		**< 0.20**	0.0500	0	0	-100	100	08/30/2021
Calcium		10.0		**< 10.0**	4.900	0	0	-100	100	08/30/2021
Chromium		0.50		**< 0.50**	0.2300	0	0	-100	100	08/30/2021
Cobalt		0.50		**< 0.50**	0.1900	0	0	-100	100	08/30/2021
Copper		0.50		**< 0.50**	0.2100	0	0	-100	100	08/30/2021
Iron		5.00		**< 5.00**	3.550	0	0	-100	100	08/30/2021
Lead		1.50		**< 1.50**	0.5900	0	0	-100	100	08/30/2021
Magnesium		5.00		**< 5.00**	1.200	0	0	-100	100	08/30/2021
Manganese		0.45		**< 0.45**	0.1600	0	0	-100	100	08/30/2021
Nickel		0.50		**< 0.50**	0.1900	0	0	-100	100	08/30/2021
Potassium		10.0		**< 10.0**	5.180	0	0	-100	100	08/30/2021
Selenium		4.00		**< 4.00**	1.680	0	0	-100	100	08/30/2021
Silver		0.50		**< 0.50**	0.1100	0	0	-100	100	08/30/2021
Sodium		10.0		**< 10.0**	3.750	0	0	-100	100	08/30/2021
Thallium		5.00		**< 5.00**	0.7600	0	0	-100	100	08/30/2021
Vanadium		1.00		**< 1.00**	0.1600	0	0	-100	100	08/30/2021
Zinc		3.00		**< 3.00**	1.100	0	0	-100	100	08/30/2021

Quality Control Results

http://www.teklabinc.com/

Client: Terracon
Client Project: CCDD 15217050

Work Order: 21081199
Report Date: 31-Aug-21

SW-846 3050B, 6010B, METALS BY ICP

Batch 181232 **SampType:** LCS Units **mg/Kg-dry**
SampID: LCS-181232

Analyses	Cert	RL	Qual	Result	Spike	SPK Ref Val	%REC	Low Limit	High Limit	Date Analyzed
Aluminum		6.00		**211**	200.0	0	105.5	85	115	08/30/2021
Arsenic		2.50		**55.9**	50.00	0	111.7	85	115	08/30/2021
Barium		0.50		**221**	200.0	0	110.5	85	115	08/30/2021
Beryllium		0.05		**5.33**	5.000	0	106.6	85	115	08/30/2021
Cadmium		0.20		**5.35**	5.000	0	107.0	85	115	08/30/2021
Calcium		10.0		**267**	250.0	0	106.8	85	115	08/30/2021
Chromium		0.50		**21.1**	20.00	0	105.3	85	115	08/30/2021
Cobalt		0.50		**52.6**	50.00	0	105.3	85	115	08/30/2021
Copper		0.50		**26.8**	25.00	0	107.3	85	115	08/30/2021
Iron		5.00		**208**	200.0	0	104.0	85	115	08/30/2021
Lead		1.50		**53.8**	50.00	0	107.6	85	115	08/30/2021
Magnesium		5.00		**262**	250.0	0	104.8	85	115	08/30/2021
Manganese		0.45		**53.9**	50.00	0	107.8	85	115	08/30/2021
Nickel		0.50		**53.3**	50.00	0	106.6	85	115	08/30/2021
Potassium		10.0		**262**	250.0	0	104.7	85	115	08/30/2021
Selenium		4.00		**50.8**	50.00	0	101.5	85	115	08/30/2021
Silver		0.50		**5.24**	5.000	0	104.8	85	115	08/30/2021
Sodium		10.0		**264**	250.0	0	105.4	85	115	08/30/2021
Thallium		5.00		**26.2**	25.00	0	104.6	85	115	08/30/2021
Vanadium		1.00		**52.8**	50.00	0	105.5	85	115	08/30/2021
Zinc		3.00		**53.2**	50.00	0	106.4	85	115	08/30/2021

Batch 181232 **SampType:** MS Units **mg/Kg-dry**
SampID: 21081199-007AMS

Analyses	Cert	RL	Qual	Result	Spike	SPK Ref Val	%REC	Low Limit	High Limit	Date Analyzed
Potassium		50.0	S	**1250**	250.0	891.4	144.3	75	125	08/30/2021

Batch 181232 **SampType:** MSD Units **mg/Kg-dry** RPD Limit **20**
SampID: 21081199-007AMSD

Analyses	Cert	RL	Qual	Result	Spike	SPK Ref Val	%REC	RPD Ref Val	%RPD	Date Analyzed
Potassium		49.0	S	**1230**	245.1	891.4	137.0	1252	2.01	08/30/2021

Quality Control Results

http://www.teklabinc.com/

Client: Terracon
Client Project: CCDD 15217050

Work Order: 21081199
Report Date: 31-Aug-21

SW-846 3050B, 6010B, METALS BY ICP

Batch 181232 **SampType:** MS Units **mg/Kg-dry**
SampID: 21081321-017AMS

Analyses	Cert	RL	Qual	Result	Spike	SPK Ref Val	%REC	Low Limit	High Limit	Date Analyzed
Arsenic		2.45		**56.2**	49.02	3.902	106.7	75	125	08/30/2021
Barium		0.49		**275**	196.1	81.84	98.8	75	125	08/30/2021
Cadmium		0.20		**5.09**	4.902	0.3235	97.2	75	125	08/30/2021
Chromium		0.49		**33.8**	19.61	12.95	106.3	75	125	08/30/2021
Lead		1.47		**56.6**	49.02	8.627	97.8	75	125	08/30/2021
Silver		0.49		**5.07**	4.902	0	103.4	75	125	08/30/2021

Batch 181232 **SampType:** MSD Units **mg/Kg-dry** RPD Limit **20**
SampID: 21081321-017AMSD

Analyses	Cert	RL	Qual	Result	Spike	SPK Ref Val	%REC	RPD Ref Val	%RPD	Date Analyzed
Arsenic		2.40		**55.5**	48.08	3.902	107.4	56.20	1.21	08/30/2021
Barium		0.48		**278**	192.3	81.84	101.9	275.5	0.87	08/30/2021
Cadmium		0.19		**5.12**	4.808	0.3235	99.9	5.088	0.72	08/30/2021
Chromium		0.48		**33.2**	19.23	12.95	105.2	33.79	1.83	08/30/2021
Lead		1.44		**56.8**	48.08	8.627	100.2	56.59	0.34	08/30/2021
Silver		0.48		**4.88**	4.808	0	101.6	5.069	3.70	08/30/2021

Batch 181232 **SampType:** MS Units **mg/Kg-dry**
SampID: 21081332-001AMS

Analyses	Cert	RL	Qual	Result	Spike	SPK Ref Val	%REC	Low Limit	High Limit	Date Analyzed
Arsenic		2.31		**55.1**	46.30	3.927	110.5	75	125	08/30/2021
Barium		0.46		**251**	185.2	58.26	104.0	75	125	08/30/2021
Cadmium		0.19		**5.30**	4.630	0.3273	107.3	75	125	08/30/2021
Chromium		0.46		**28.6**	18.52	7.809	112.1	75	125	08/30/2021
Lead		1.39		**56.4**	46.30	8.700	103.0	75	125	08/30/2021
Silver		0.46		**4.88**	4.630	0	105.4	75	125	08/30/2021

Batch 181232 **SampType:** MSD Units **mg/Kg-dry** RPD Limit **20**
SampID: 21081332-001AMSD

Analyses	Cert	RL	Qual	Result	Spike	SPK Ref Val	%REC	RPD Ref Val	%RPD	Date Analyzed
Arsenic		2.31		**54.0**	46.30	3.927	108.2	55.07	1.97	08/30/2021
Barium		0.46		**265**	185.2	58.26	111.5	250.9	5.39	08/30/2021
Cadmium		0.19		**5.16**	4.630	0.3273	104.3	5.296	2.66	08/30/2021
Chromium		0.46		**28.4**	18.52	7.809	111.1	28.56	0.65	08/30/2021
Lead		1.39		**56.1**	46.30	8.700	102.5	56.38	0.41	08/30/2021
Silver		0.46		**4.79**	4.630	0	103.4	4.880	1.92	08/30/2021

Client: Terracon **Work Order:** 21081199

Client Project: CCDD 15217050 **Report Date:** 31-Aug-21

SW-846 7471B

Batch 181137 **SampType:** MBLK Units **mg/Kg**
SampID: MBLK-181137

Analyses	Cert	RL	Qual	Result	Spike	SPK Ref Val	%REC	Low Limit	High Limit	Date Analyzed
Mercury		0.010		**< 0.010**	0.0045	0	0	-100	100	08/25/2021

Batch 181137 **SampType:** LCS Units **mg/Kg**
SampID: LCS-181137

Analyses	Cert	RL	Qual	Result	Spike	SPK Ref Val	%REC	Low Limit	High Limit	Date Analyzed
Mercury		0.010		**0.256**	0.2500	0	102.5	85	115	08/25/2021

Batch 181137 **SampType:** MS Units **mg/Kg-dry**
SampID: 21081178-004AMS

Analyses	Cert	RL	Qual	Result	Spike	SPK Ref Val	%REC	Low Limit	High Limit	Date Analyzed
Mercury		0.011		**0.443**	0.2792	0.1516	104.2	75	125	08/25/2021

Batch 181137 **SampType:** MSD Units **mg/Kg-dry** RPD Limit **15**
SampID: 21081178-004AMSD

Analyses	Cert	RL	Qual	Result	Spike	SPK Ref Val	%REC	RPD Ref Val	%RPD	Date Analyzed
Mercury		0.011		**0.411**	0.2758	0.1516	94.2	0.4425	7.30	08/25/2021

Batch 181137 **SampType:** MS Units **mg/Kg-dry**
SampID: 21081199-001AMS

Analyses	Cert	RL	Qual	Result	Spike	SPK Ref Val	%REC	Low Limit	High Limit	Date Analyzed
Mercury		0.012		**0.361**	0.3070	0.01539	112.4	75	125	08/25/2021

Batch 181137 **SampType:** MSD Units **mg/Kg-dry** RPD Limit **15**
SampID: 21081199-001AMSD

Analyses	Cert	RL	Qual	Result	Spike	SPK Ref Val	%REC	RPD Ref Val	%RPD	Date Analyzed
Mercury		0.012		**0.355**	0.3108	0.01539	109.4	0.3606	1.47	08/25/2021

Batch 181154 **SampType:** MBLK Units **mg/Kg**
SampID: MBLK-181154

Analyses	Cert	RL	Qual	Result	Spike	SPK Ref Val	%REC	Low Limit	High Limit	Date Analyzed
Mercury		0.010		**< 0.010**	0.0060	0	0	-100	100	08/26/2021

Batch 181154 **SampType:** LCS Units **mg/Kg**
SampID: LCS-181154

Analyses	Cert	RL	Qual	Result	Spike	SPK Ref Val	%REC	Low Limit	High Limit	Date Analyzed
Mercury		0.010		**0.256**	0.2500	0	102.4	85	115	08/26/2021

Client: Terracon **Work Order:** 21081199

Client Project: CCDD 15217050 **Report Date:** 31-Aug-21

SW-846 7471B

Batch 181154 **SampType:** MS Units **mg/Kg-dry**

SampID: 21081208-002AMS

Analyses	Cert	RL	Qual	Result	Spike	SPK Ref Val	%REC	Low Limit	High Limit	Date Analyzed
Mercury		0.012		**0.389**	0.3055	0.01287	123.1	75	125	08/26/2021

Batch 181154 **SampType:** MSD Units **mg/Kg-dry** RPD Limit **15**

SampID: 21081208-002AMSD

Analyses	Cert	RL	Qual	Result	Spike	SPK Ref Val	%REC	RPD Ref Val	%RPD	Date Analyzed
Mercury		0.012		**0.381**	0.2982	0.01287	123.5	0.3888	1.98	08/26/2021

SW-846 3550B, 8081B, CHLORINATED PESTICIDES BY GC/ECD

Batch 181122 **SampType:** MBLK Units **mg/Kg**

SampID: MBLK-181122

Analyses	Cert	RL	Qual	Result	Spike	SPK Ref Val	%REC	Low Limit	High Limit	Date Analyzed
4,4´-DDD		0.00167		**ND**						08/25/2021
4,4´-DDE		0.00167		**ND**						08/25/2021
4,4´-DDT		0.00167		**ND**						08/25/2021
Alachlor		0.00167		**ND**						08/25/2021
Aldrin		0.00167		**ND**						08/25/2021
alpha-BHC		0.00167		**ND**						08/25/2021
alpha-Chlordane		0.00167		**ND**						08/25/2021
beta-BHC		0.00167		**ND**						08/25/2021
Chlordane		0.00334		**ND**						08/25/2021
delta-BHC		0.00167		**ND**						08/25/2021
Dieldrin		0.00167		**ND**						08/25/2021
Endosulfan I		0.00167		**ND**						08/25/2021
Endosulfan II		0.00167		**ND**						08/25/2021
Endosulfan sulfate		0.00167		**ND**						08/25/2021
Endrin		0.00167		**ND**						08/25/2021
Endrin aldehyde		0.00167		**ND**						08/25/2021
Endrin ketone		0.00167		**ND**						08/25/2021
gamma-BHC		0.00167		**ND**						08/25/2021
gamma-Chlordane		0.00167		**ND**						08/25/2021
Heptachlor		0.00167		**ND**						08/25/2021
Heptachlor epoxide		0.00167		**ND**						08/25/2021
Methoxychlor		0.00167		**ND**						08/25/2021
Toxaphene		0.0300		**ND**						08/25/2021
Surr: Decachlorobiphenyl	*			**8.49**	8.330		101.9	29.9	167	08/25/2021
Surr: Tetrachloro-m-xylene	*			**8.42**	8.330		101.1	62.2	133	08/25/2021

Quality Control Results

http://www.teklabinc.com/

Client: Terracon
Client Project: CCDD 15217050

Work Order: 21081199
Report Date: 31-Aug-21

SW-846 3550B, 8081B, CHLORINATED PESTICIDES BY GC/ECD

Batch **181122** **SampType:** **LCS** Units **mg/Kg**
SampID: LCSPST-181122

Analyses	Cert	RL	Qual	Result	Spike	SPK Ref Val	%REC	Low Limit	High Limit	Date Analyzed
4,4´-DDD		0.00167		**0.00881**	0.0083	0	105.8	79.3	144	08/25/2021
4,4´-DDE		0.00167		**0.00940**	0.0083	0	112.8	74.8	133	08/25/2021
4,4´-DDT		0.00167		**0.00832**	0.0083	0	99.9	74.5	133	08/25/2021
Alachlor		0.00167		**0.0101**	0.0083	0	120.8	80.6	139	08/25/2021
Aldrin		0.00167		**0.00747**	0.0083	0	89.7	57.2	135	08/25/2021
alpha-BHC		0.00167		**0.00677**	0.0083	0	81.3	47	134	08/25/2021
alpha-Chlordane		0.00167		**0.00939**	0.0083	0	112.8	69.9	133	08/25/2021
beta-BHC		0.00167		**0.00940**	0.0083	0	112.8	69	140	08/25/2021
delta-BHC		0.00167		**0.00738**	0.0083	0	88.6	74.1	126	08/25/2021
Dieldrin		0.00167		**0.00824**	0.0083	0	99.0	77.4	133	08/25/2021
Endosulfan I		0.00167		**0.00845**	0.0083	0	101.4	74.5	130	08/25/2021
Endosulfan II		0.00167		**0.00815**	0.0083	0	97.8	71	127	08/25/2021
Endosulfan sulfate		0.00167		**0.00959**	0.0083	0	115.1	75.7	139	08/25/2021
Endrin		0.00167		**0.00789**	0.0083	0	94.7	71.1	128	08/25/2021
Endrin aldehyde		0.00167		**0.00806**	0.0083	0	96.8	67.7	121	08/25/2021
Endrin ketone		0.00167		**0.00986**	0.0083	0	118.4	70.4	136	08/25/2021
gamma-BHC		0.00167		**0.00772**	0.0083	0	92.7	63.8	130	08/25/2021
gamma-Chlordane		0.00167		**0.00887**	0.0083	0	106.5	75.2	128	08/25/2021
Heptachlor		0.00167		**0.00830**	0.0083	0	99.7	62.8	134	08/25/2021
Heptachlor epoxide		0.00167		**0.00843**	0.0083	0	101.2	71.8	127	08/25/2021
Methoxychlor		0.00167		**0.00960**	0.0083	0	115.3	71.2	135	08/25/2021
Surr: Decachlorobiphenyl	*			**7.65**	8.330		91.8	29.9	167	08/25/2021
Surr: Tetrachloro-m-xylene	*			**7.66**	8.330		92.0	62.2	133	08/25/2021

Quality Control Results

http://www.teklabinc.com/

Client: Terracon
Client Project: CCDD 15217050

Work Order: 21081199
Report Date: 31-Aug-21

SW-846 3550B, 8081B, CHLORINATED PESTICIDES BY GC/ECD

Batch **181122** **SampType:** **MS** Units **mg/Kg-dry**

SampID: 21081052-001AMS

Analyses	Cert	RL	Qual	Result	Spike	SPK Ref Val	%REC	Low Limit	High Limit	Date Analyzed
4,4´-DDD		0.00197		**0.00871**	0.0098	0	88.8	41.5	152	08/25/2021
4,4´-DDE		0.00197		**0.00925**	0.0098	0	94.3	32.9	146	08/25/2021
4,4´-DDT		0.00197		**0.00817**	0.0098	0	83.3	21.8	162	08/25/2021
Alachlor		0.00197		**0.0110**	0.0098	0	112.5	38.8	173	08/25/2021
Aldrin		0.00197		**0.00810**	0.0098	0	82.6	35.9	130	08/25/2021
alpha-BHC		0.00197		**0.00771**	0.0098	0	78.6	40.6	134	08/25/2021
alpha-Chlordane		0.00197		**0.00955**	0.0098	0	97.4	44.2	139	08/25/2021
beta-BHC		0.00197		**0.0112**	0.0098	0	114.1	21.5	168	08/25/2021
delta-BHC		0.00197		**0.00895**	0.0098	0	91.2	37.3	144	08/25/2021
Dieldrin		0.00197		**0.00818**	0.0098	0	83.4	31.4	181	08/25/2021
Endosulfan I		0.00197		**0.00853**	0.0098	0	87.0	41.4	149	08/25/2021
Endosulfan II		0.00197		**0.00838**	0.0098	0	85.4	24.7	176	08/25/2021
Endosulfan sulfate		0.00197		**0.00997**	0.0098	0	101.6	26.9	184	08/25/2021
Endrin		0.00197		**0.00809**	0.0098	0	82.5	35.2	155	08/25/2021
Endrin aldehyde		0.00197		**0.00872**	0.0098	0	88.8	43.5	153	08/25/2021
Endrin ketone		0.00197		**0.0118**	0.0098	0	120.6	49	145	08/25/2021
gamma-BHC		0.00197		**0.00897**	0.0098	0	91.4	37.6	142	08/25/2021
gamma-Chlordane		0.00197		**0.00894**	0.0098	0	91.2	57.1	152	08/25/2021
Heptachlor		0.00197		**0.00836**	0.0098	0	85.2	48.5	155	08/25/2021
Heptachlor epoxide		0.00197		**0.00861**	0.0098	0	87.8	35.7	164	08/25/2021
Methoxychlor		0.00197		**0.00917**	0.0098	0	93.5	13.8	213	08/25/2021
Surr: Decachlorobiphenyl	*			**7.29**	9.811		74.3	29.3	136	08/25/2021
Surr: Tetrachloro-m-xylene	*			**7.34**	9.811		74.8	33.8	128	08/25/2021

Client: Terracon **Work Order:** 21081199

Client Project: CCDD 15217050 **Report Date:** 31-Aug-21

SW-846 3550B, 8081B, CHLORINATED PESTICIDES BY GC/ECD

Batch **181122** **SampType:** **MSD** Units **mg/Kg-dry** RPD Limit **40**

SampID: 21081052-001AMSD

Analyses	Cert	RL	Qual	Result	Spike	SPK Ref Val	%REC	RPD Ref Val	%RPD	Date Analyzed
4,4´-DDD		0.00194		**0.00757**	0.0096	0	78.2	0.00871	14.00	08/25/2021
4,4´-DDE		0.00194		**0.00822**	0.0096	0	84.9	0.00925	11.81	08/25/2021
4,4´-DDT		0.00194		**0.00833**	0.0096	0	86.1	0.00817	1.91	08/25/2021
Alachlor		0.00194		**0.00964**	0.0096	0	99.6	0.0110	13.48	08/25/2021
Aldrin		0.00194		**0.00815**	0.0096	0	84.2	0.00810	0.65	08/25/2021
alpha-BHC		0.00194		**0.00668**	0.0096	0	69.1	0.00771	14.23	08/25/2021
alpha-Chlordane		0.00194		**0.00887**	0.0096	0	91.6	0.00955	7.46	08/25/2021
beta-BHC		0.00194		**0.0105**	0.0096	0	108.5	0.0112	6.42	08/25/2021
delta-BHC		0.00194		**0.00842**	0.0096	0	87.0	0.00895	6.14	08/25/2021
Dieldrin		0.00194		**0.00729**	0.0096	0	75.4	0.00818	11.48	08/25/2021
Endosulfan I		0.00194		**0.00754**	0.0096	0	77.9	0.00853	12.39	08/25/2021
Endosulfan II		0.00194		**0.00774**	0.0096	0	80.0	0.00838	7.94	08/25/2021
Endosulfan sulfate		0.00194		**0.00913**	0.0096	0	94.3	0.00997	8.83	08/25/2021
Endrin		0.00194		**0.00707**	0.0096	0	73.0	0.00809	13.48	08/25/2021
Endrin aldehyde		0.00194		**0.00821**	0.0096	0	84.8	0.00872	5.97	08/25/2021
Endrin ketone		0.00194		**0.00924**	0.0096	0	95.5	0.0118	24.61	08/25/2021
gamma-BHC		0.00194		**0.00782**	0.0096	0	80.8	0.00897	13.68	08/25/2021
gamma-Chlordane		0.00194		**0.00820**	0.0096	0	84.7	0.00894	8.68	08/25/2021
Heptachlor		0.00194		**0.00730**	0.0096	0	75.4	0.00836	13.48	08/25/2021
Heptachlor epoxide		0.00194		**0.00805**	0.0096	0	83.2	0.00861	6.73	08/25/2021
Methoxychlor		0.00194		**0.00814**	0.0096	0	84.1	0.00917	11.94	08/25/2021
Surr: Decachlorobiphenyl	*			**7.77**	9.678		80.3			08/25/2021
Surr: Tetrachloro-m-xylene	*			**7.99**	9.678		82.6			08/25/2021

Client: Terracon **Work Order:** 21081199

Client Project: CCDD 15217050 **Report Date:** 31-Aug-21

SW-846 3550B, 8082, POLYCHLORINATED BIPHENYLS (PCBS) BY GC/ECD

Batch 181122 **SampType:** MBLK Units **mg/Kg**

SampID: MBLK-181122

Analyses	Cert	RL	Qual	Result	Spike	SPK Ref Val	%REC	Low Limit	High Limit	Date Analyzed
Aroclor 1016		0.0375		**ND**						08/25/2021
Aroclor 1221		0.0375		**ND**						08/25/2021
Aroclor 1232		0.0375		**ND**						08/25/2021
Aroclor 1242		0.0375		**ND**						08/25/2021
Aroclor 1248		0.0375		**ND**						08/25/2021
Aroclor 1254		0.0375		**ND**						08/25/2021
Aroclor 1260		0.0375		**ND**						08/25/2021
Surr: Decachlorobiphenyl	*			**8.0**	8.300		96.7	60	143	08/25/2021
Surr: Tetrachloro-meta-xylene	*			**6.9**	8.300		82.9	32.9	125	08/25/2021

Batch 181122 **SampType:** LCS Units **mg/Kg**

SampID: LCSPCB-181122

Analyses	Cert	RL	Qual	Result	Spike	SPK Ref Val	%REC	Low Limit	High Limit	Date Analyzed
Aroclor 1016		0.0375		**0.147**	0.167	0	88.2	66.2	120	08/25/2021
Aroclor 1260		0.0375		**0.164**	0.167	0	98.4	70.9	129	08/25/2021
Surr: Decachlorobiphenyl	*			**7.7**	8.300		92.3	60	143	08/25/2021
Surr: Tetrachloro-meta-xylene	*			**6.6**	8.300		79.4	32.9	125	08/25/2021

Batch 181122 **SampType:** MS Units **mg/Kg-dry**

SampID: 21081070-001AMS

Analyses	Cert	RL	Qual	Result	Spike	SPK Ref Val	%REC	Low Limit	High Limit	Date Analyzed
Aroclor 1016		0.0442		**0.147**	0.196	0	74.6	37.6	121	08/25/2021
Aroclor 1260		0.0442	S	**0.632**	0.196	0.344	146.5	52.5	135	08/25/2021
Surr: Decachlorobiphenyl	*			**7.8**	9.782		80.1	21.6	145	08/25/2021
Surr: Tetrachloro-meta-xylene	*			**4.9**	9.782		50.1	19.8	124	08/25/2021

Batch 181122 **SampType:** MSD Units **mg/Kg-dry** RPD Limit **40**

SampID: 21081070-001AMSD

Analyses	Cert	RL	Qual	Result	Spike	SPK Ref Val	%REC	RPD Ref Val	%RPD	Date Analyzed
Aroclor 1016		0.0446		**0.168**	0.198	0	84.7	0.147	13.50	08/25/2021
Aroclor 1260		0.0446	S	**0.830**	0.198	0.344	245.2	0.632	27.06	08/25/2021
Surr: Decachlorobiphenyl	*			**7.9**	9.862		80.1			08/25/2021
Surr: Tetrachloro-meta-xylene	*			**5.6**	9.862		56.9			08/25/2021

Client: Terracon **Work Order:** 21081199

Client Project: CCDD 15217050 **Report Date:** 31-Aug-21

SW-846 3550B, 8270C SIMS, SEMI-VOLATILE ORGANIC COMPOUNDS BY GC/MS

Batch **181164** **SampType:** **MBLK** Units **mg/Kg**

SampID: MBLK-181164

Analyses	Cert	RL	Qual	Result	Spike	SPK Ref Val	%REC	Low Limit	High Limit	Date Analyzed
2-Methylnaphthalene		0.350		**ND**						08/26/2021
2-Methylnaphthalene		0.0167		**ND**						08/26/2021
Acenaphthene		0.034		**ND**						08/26/2021
Acenaphthene		0.0034		**ND**						08/26/2021
Acenaphthene		0.0340		**ND**						08/26/2021
Acenaphthylene		0.0034		**ND**						08/26/2021
Acenaphthylene		0.034		**ND**						08/26/2021
Acenaphthylene		0.0340		**ND**						08/26/2021
Anthracene		0.034		**ND**						08/26/2021
Anthracene		0.0034		**ND**						08/26/2021
Anthracene		0.0340		**ND**						08/26/2021
Benzo(a)anthracene		0.0340		**ND**						08/26/2021
Benzo(a)anthracene		0.0100		**ND**						08/26/2021
Benzo(a)anthracene		0.034		**ND**						08/26/2021
Benzo(a)pyrene		0.0034		**ND**						08/26/2021
Benzo(a)pyrene		0.0340		**ND**						08/26/2021
Benzo(a)pyrene		0.034		**ND**						08/26/2021
Benzo(b)fluoranthene		0.0340		**ND**						08/26/2021
Benzo(b)fluoranthene		0.034		**ND**						08/26/2021
Benzo(b)fluoranthene		0.0034		**ND**						08/26/2021
Benzo(g,h,i)perylene		0.0340		**ND**						08/26/2021
Benzo(g,h,i)perylene		0.034		**ND**						08/26/2021
Benzo(g,h,i)perylene		0.0034		**ND**						08/26/2021
Benzo(k)fluoranthene		0.034		**ND**						08/26/2021
Benzo(k)fluoranthene		0.0034		**ND**						08/26/2021
Benzo(k)fluoranthene		0.0340		**ND**						08/26/2021
Bis(2-ethylhexyl)phthalate		0.350		**ND**						08/26/2021
Bis(2-ethylhexyl)phthalate		0.0670		**ND**						08/26/2021
Chrysene		0.0340		**ND**						08/26/2021
Chrysene		0.034		**ND**						08/26/2021
Chrysene		0.0034		**ND**						08/26/2021
Dibenzo(a,h)anthracene		0.0340		**ND**						08/26/2021
Dibenzo(a,h)anthracene		0.0034		**ND**						08/26/2021
Dibenzo(a,h)anthracene		0.034		**ND**						08/26/2021
Diethyl phthalate		0.0340		**ND**						08/26/2021
Diethyl phthalate		0.500		**ND**						08/26/2021

Client: Terracon **Work Order:** 21081199

Client Project: CCDD 15217050 **Report Date:** 31-Aug-21

SW-846 3550B, 8270C SIMS, SEMI-VOLATILE ORGANIC COMPOUNDS BY GC/MS

Batch **181164** **SampType:** **MBLK** Units **mg/Kg**

SampID: MBLK-181164

Analyses	Cert	RL	Qual	Result	Spike	SPK Ref Val	%REC	Low Limit	High Limit	Date Analyzed
Dimethyl phthalate		0.100		**ND**						08/26/2021
Dimethyl phthalate		0.350		**ND**						08/26/2021
Di-n-butyl phthalate		0.350		**ND**						08/26/2021
Di-n-butyl phthalate		0.0340		**ND**						08/26/2021
Fluoranthene		0.034		**ND**						08/26/2021
Fluoranthene		0.0340		**ND**						08/26/2021
Fluoranthene		0.0034		**ND**						08/26/2021
Fluorene		0.0034		**ND**						08/26/2021
Fluorene		0.034		**ND**						08/26/2021
Fluorene		0.0340		**ND**						08/26/2021
Indeno(1,2,3-cd)pyrene		0.0034		**ND**						08/26/2021
Indeno(1,2,3-cd)pyrene		0.0340		**ND**						08/26/2021
Indeno(1,2,3-cd)pyrene		0.034		**ND**						08/26/2021
m,p-Cresol		0.500		**ND**						08/26/2021
m,p-Cresol		0.0100		**ND**						08/26/2021
Naphthalene		0.034		**ND**						08/26/2021
Naphthalene		0.0034		**ND**						08/26/2021
Naphthalene		0.0340		**ND**						08/26/2021
o-Cresol		0.500		**ND**						08/26/2021
o-Cresol		0.0034		**ND**						08/26/2021
Phenanthrene		0.0340		**ND**						08/26/2021
Phenanthrene		0.034		**ND**						08/26/2021
Phenanthrene		0.0060		**ND**						08/26/2021
Pyrene		0.0340		**ND**						08/26/2021
Pyrene		0.034		**ND**						08/26/2021
Pyrene		0.0034		**ND**						08/26/2021
Surr: 2-Fluorobiphenyl	*			**0.692**	0.8330		83.1	55.8	113	08/26/2021
Surr: 2-Fluorophenol	*			**1.33**	1.667		79.6	50.6	105	08/26/2021
Surr: Nitrobenzene-d5	*			**0.638**	0.8330		76.6	50.3	106	08/26/2021
Surr: Phenol-d5	*			**1.36**	1.667		81.9	55.5	110	08/26/2021
Surr: p-Terphenyl-d14	*			**0.844**	0.8330		101.3	70	131	08/26/2021

Client: Terracon **Work Order:** 21081199

Client Project: CCDD 15217050 **Report Date:** 31-Aug-21

SW-846 3550B, 8270C SIMS, SEMI-VOLATILE ORGANIC COMPOUNDS BY GC/MS

Batch **181164** **SampType:** **LCS** Units **mg/Kg**

SampID: LCS-181164

Analyses	Cert	RL	Qual	Result	Spike	SPK Ref Val	%REC	Low Limit	High Limit	Date Analyzed
2-Methylnaphthalene		0.350		**1.33**	1.667	0	79.8	54.2	118	08/26/2021
2-Methylnaphthalene		0.0167		**1.33**	1.667	0	79.8	53.4	119	08/26/2021
Acenaphthene		0.0340		**1.44**	1.670	0	86.0	59.9	97.5	08/26/2021
Acenaphthene		0.034		**1.28**	1.667	0	76.5	60.1	107	08/26/2021
Acenaphthene		0.0034		**1.28**	1.667	0	76.5	59.9	107	08/26/2021
Acenaphthylene		0.034		**1.30**	1.667	0	77.9	57.9	114	08/26/2021
Acenaphthylene		0.0340		**1.25**	1.670	0	74.6	62.1	102	08/26/2021
Acenaphthylene		0.0034		**1.30**	1.667	0	77.9	56	114	08/26/2021
Anthracene		0.0340		**1.30**	1.670	0	77.6	57.1	97.1	08/26/2021
Anthracene		0.0034		**1.28**	1.667	0	76.6	60.9	102	08/26/2021
Anthracene		0.034		**1.28**	1.667	0	76.6	61.2	102	08/26/2021
Benzo(a)anthracene		0.034		**1.42**	1.667	0	85.4	64.9	113	08/26/2021
Benzo(a)anthracene		0.0340		**1.38**	1.670	0	82.4	61.5	104	08/26/2021
Benzo(a)anthracene		0.0100		**1.42**	1.667	0	85.4	63	116	08/26/2021
Benzo(a)pyrene		0.0340		**1.31**	1.670	0	78.3	56.2	95.4	08/26/2021
Benzo(a)pyrene		0.034		**1.53**	1.667	0	91.5	69.1	114	08/26/2021
Benzo(a)pyrene		0.0034		**1.53**	1.667	0	91.5	66.8	116	08/26/2021
Benzo(b)fluoranthene		0.034		**1.40**	1.667	0	83.8	63.9	110	08/26/2021
Benzo(b)fluoranthene		0.0034		**1.40**	1.667	0	83.8	61.8	112	08/26/2021
Benzo(b)fluoranthene		0.0340		**1.14**	1.670	0	68.4	52.7	103	08/26/2021
Benzo(g,h,i)perylene		0.034		**1.44**	1.667	0	86.5	62.5	122	08/26/2021
Benzo(g,h,i)perylene		0.0340		**1.18**	1.670	0	70.9	51.3	110	08/26/2021
Benzo(g,h,i)perylene		0.0034		**1.44**	1.667	0	86.5	59.9	124	08/26/2021
Benzo(k)fluoranthene		0.034		**1.29**	1.667	0	77.4	61.8	109	08/26/2021
Benzo(k)fluoranthene		0.0340		**1.16**	1.670	0	69.6	57.4	103	08/26/2021
Benzo(k)fluoranthene		0.0034		**1.29**	1.667	0	77.4	61.4	111	08/26/2021
Bis(2-ethylhexyl)phthalate		0.0670		**1.35**	1.667	0	81.2	56.6	107	08/26/2021
Bis(2-ethylhexyl)phthalate		0.350		**1.35**	1.667	0	81.2	57.4	107	08/26/2021
Chrysene		0.034		**1.28**	1.667	0	76.8	59.3	103	08/26/2021
Chrysene		0.0034		**1.28**	1.667	0	76.8	58.6	103	08/26/2021
Chrysene		0.0340		**1.28**	1.670	0	76.7	57.5	97.1	08/26/2021
Dibenzo(a,h)anthracene		0.0034		**1.45**	1.667	0	87.2	63.5	116	08/26/2021
Dibenzo(a,h)anthracene		0.034		**1.45**	1.667	0	87.2	65.3	113	08/26/2021
Dibenzo(a,h)anthracene		0.0340		**1.05**	1.670	0	62.9	54.5	110	08/26/2021
Diethyl phthalate		0.0340		**1.32**	1.667	0	79.0	63.4	108	08/26/2021
Diethyl phthalate		0.500		**1.32**	1.667	0	79.0	63.8	108	08/26/2021

Client: Terracon **Work Order:** 21081199

Client Project: CCDD 15217050 **Report Date:** 31-Aug-21

SW-846 3550B, 8270C SIMS, SEMI-VOLATILE ORGANIC COMPOUNDS BY GC/MS

Batch **181164** **SampType:** **LCS** Units **mg/Kg**

SampID: LCS-181164

Analyses	Cert	RL	Qual	Result	Spike	SPK Ref Val	%REC	Low Limit	High Limit	Date Analyzed
Dimethyl phthalate		0.100		**1.31**	1.667	0	78.7	63.5	105	08/26/2021
Dimethyl phthalate		0.350		**1.31**	1.667	0	78.7	64.4	104	08/26/2021
Di-n-butyl phthalate		0.0340		**1.35**	1.667	0	81.0	60.5	105	08/26/2021
Di-n-butyl phthalate		0.350		**1.35**	1.667	0	81.0	60.8	104	08/26/2021
Fluoranthene		0.0034		**1.32**	1.667	0	79.4	62.2	107	08/26/2021
Fluoranthene		0.034		**1.32**	1.667	0	79.4	62.7	107	08/26/2021
Fluoranthene		0.0340	B	**1.15**	1.670	0	69.0	56.7	101	08/26/2021
Fluorene		0.0034		**1.34**	1.667	0	80.2	62.7	111	08/26/2021
Fluorene		0.0340		**1.33**	1.670	0	79.4	60.3	98.7	08/26/2021
Fluorene		0.034		**1.34**	1.667	0	80.2	62.6	111	08/26/2021
Indeno(1,2,3-cd)pyrene		0.034		**1.38**	1.667	0	82.6	65.3	117	08/26/2021
Indeno(1,2,3-cd)pyrene		0.0034		**1.38**	1.667	0	82.6	61.3	122	08/26/2021
Indeno(1,2,3-cd)pyrene		0.0340		**1.02**	1.670	0	61.0	54.1	108	08/26/2021
m,p-Cresol		0.500		**1.23**	1.667	0	73.6	55.7	104	08/26/2021
m,p-Cresol		0.0100		**1.23**	1.667	0	73.6	53.8	104	08/26/2021
Naphthalene		0.0340		**1.34**	1.670	0	80.3	60.2	94.8	08/26/2021
Naphthalene		0.0034		**1.20**	1.667	0	72.2	54.1	99	08/26/2021
Naphthalene		0.034		**1.20**	1.667	0	72.2	55.6	98.2	08/26/2021
o-Cresol		0.500		**1.22**	1.667	0	73.0	58.7	102	08/26/2021
o-Cresol		0.0034		**1.22**	1.667	0	73.0	57.5	101	08/26/2021
Phenanthrene		0.034		**1.30**	1.667	0	77.7	60.8	103	08/26/2021
Phenanthrene		0.0060		**1.30**	1.667	0	77.7	60.2	103	08/26/2021
Phenanthrene		0.0340		**1.34**	1.670	0	80.3	58.4	96.9	08/26/2021
Pyrene		0.034		**1.38**	1.667	0	83.0	62.3	110	08/26/2021
Pyrene		0.0340	B	**1.22**	1.670	0	73.0	58.3	104	08/26/2021
Pyrene		0.0034		**1.38**	1.667	0	83.0	62.7	112	08/26/2021
Surr: 2-Fluorobiphenyl	*			**0.680**	0.8330		81.6	55.8	113	08/26/2021
Surr: 2-Fluorophenol	*			**1.23**	1.667		73.9	50.6	105	08/26/2021
Surr: Nitrobenzene-d5	*			**0.711**	0.8330		85.3	50.3	106	08/26/2021
Surr: Phenol-d5	*			**1.27**	1.667		76.3	55.5	110	08/26/2021
Surr: p-Terphenyl-d14	*			**0.791**	0.8330		94.9	70	131	08/26/2021

Client: Terracon **Work Order:** 21081199

Client Project: CCDD 15217050 **Report Date:** 31-Aug-21

SW-846 3550B, 8270C SIMS, SEMI-VOLATILE ORGANIC COMPOUNDS BY GC/MS

Batch **181164** **SampType:** **MS** Units **mg/Kg-dry**

SampID: 21081101-004AMS

Analyses	Cert	RL	Qual	Result	Spike	SPK Ref Val	%REC	Low Limit	High Limit	Date Analyzed
2-Methylnaphthalene		1.80	S	**66.8**	1.798	57.34	524.8	22.1	112	08/26/2021
Acenaphthene		0.367	S	**137**	1.798	125.5	653.1	30.6	109	08/26/2021
Acenaphthylene		0.367	S	**17.4**	1.798	15.01	133.2	28	110	08/26/2021
Anthracene		0.367	S	**58.3**	1.798	53.09	291.1	41.4	94.3	08/26/2021
Benzo(a)anthracene		1.08	S	**61.1**	1.798	57.23	212.9	28.6	113	08/26/2021
Benzo(a)pyrene		0.367	S	**65.3**	1.798	60.04	294.7	37.9	102	08/26/2021
Benzo(b)fluoranthene		0.367	S	**48.1**	1.798	43.05	281.6	37.1	112	08/26/2021
Benzo(g,h,i)perylene		0.367		**16.8**	1.798	15.73	59.1	7.28	119	08/26/2021
Benzo(k)fluoranthene		0.367		**16.3**	1.798	14.40	103.2	34	115	08/26/2021
Bis(2-ethylhexyl)phthalate		7.23		**ND**	1.798	0	102.0	16	136	08/26/2021
Chrysene		0.367	S	**51.2**	1.798	48.01	175.4	23.1	116	08/26/2021
Dibenzo(a,h)anthracene		0.367		**5.75**	1.798	4.463	71.7	23.9	110	08/26/2021
Diethyl phthalate		3.67		**ND**	1.798	0	92.0	47	101	08/26/2021
Dimethyl phthalate		10.8	S	**ND**	1.798	0	0	38.6	109	08/26/2021
Di-n-butyl phthalate		3.67		**ND**	1.798	0	94.0	45.6	102	08/26/2021
Fluoranthene		0.367	S	**107**	1.798	103.1	232.4	20.8	124	08/26/2021
Fluorene		0.367	S	**69.2**	1.798	62.84	352.5	44.3	96.6	08/26/2021
Indeno(1,2,3-cd)pyrene		0.367		**14.9**	1.798	13.82	59.2	12.6	119	08/26/2021
m,p-Cresol		1.08		**1.47**	1.798	0	82.0	33.5	91.7	08/26/2021
Naphthalene		0.367	S	**105**	1.798	87.61	951.1	17.8	110	08/26/2021
o-Cresol		0.367		**1.44**	1.798	0	80.0	30.2	95.5	08/26/2021
Phenanthrene		0.647	S	**205**	1.798	185.3	1072	22.3	117	08/26/2021
Pyrene		0.367	S	**164**	1.798	160.2	211.3	20.6	121	08/26/2021
Surr: 2-Fluorobiphenyl	*		S	**0.971**	0.8986		108.0	42.3	99.4	08/26/2021
Surr: 2-Fluorophenol	*			**1.33**	1.798		74.0	39.3	99.8	08/26/2021
Surr: Nitrobenzene-d5	*			**0.899**	0.8986		100.0	37.5	100	08/26/2021
Surr: Phenol-d5	*			**1.51**	1.798		84.0	42.6	104	08/26/2021
Surr: p-Terphenyl-d14	*			**0.971**	0.8986		108.0	31.2	118	08/26/2021

Client: Terracon **Work Order:** 21081199

Client Project: CCDD 15217050 **Report Date:** 31-Aug-21

SW-846 3550B, 8270C SIMS, SEMI-VOLATILE ORGANIC COMPOUNDS BY GC/MS

Batch **181164** **SampType:** **MSD** Units **mg/Kg-dry** RPD Limit **40**

SampID: 21081101-004AMSD

Analyses	Cert	RL	Qual	Result	Spike	SPK Ref Val	%REC	RPD Ref Val	%RPD	Date Analyzed
2-Methylnaphthalene		1.81	S	**82.7**	1.807	57.34	1402	66.77	21.28	08/26/2021
Acenaphthene		0.369	S	**180**	1.807	125.5	3021	137.3	26.99	08/26/2021
Acenaphthylene		0.369	S	**23.2**	1.807	15.01	455.2	17.40	28.69	08/26/2021
Anthracene		0.369	S	**73.6**	1.807	53.09	1133	58.32	23.12	08/26/2021
Benzo(a)anthracene		1.08	S	**77.5**	1.807	57.23	1120	61.06	23.70	08/26/2021
Benzo(a)pyrene		0.369	S	**85.3**	1.807	60.04	1397	65.33	26.48	08/26/2021
Benzo(b)fluoranthene		0.369	S	**58.8**	1.807	43.05	873.1	48.11	20.04	08/26/2021
Benzo(g,h,i)perylene		0.369	S	**20.1**	1.807	15.73	243.4	16.79	18.06	08/26/2021
Benzo(k)fluoranthene		0.369	S	**19.7**	1.807	14.40	295.1	16.25	19.32	08/26/2021
Bis(2-ethylhexyl)phthalate		7.26		**ND**	1.807	0	112.0	1.834	0.00	08/26/2021
Chrysene		0.369	S	**62.3**	1.807	48.01	788.2	51.17	19.55	08/26/2021
Dibenzo(a,h)anthracene		0.369	S	**7.01**	1.807	4.463	140.9	5.753	19.69	08/26/2021
Diethyl phthalate		3.69	S	**ND**	1.807	0	108.0	1.654	0.00	08/26/2021
Dimethyl phthalate		10.8	S	**ND**	1.807	0	0	0	0.00	08/26/2021
Di-n-butyl phthalate		3.69	S	**ND**	1.807	0	104.0	1.690	0.00	08/26/2021
Fluoranthene		0.369	S	**135**	1.807	103.1	1780	107.3	23.08	08/26/2021
Fluorene		0.369	S	**89.9**	1.807	62.84	1497	69.18	26.05	08/26/2021
Indeno(1,2,3-cd)pyrene		0.369	S	**18.1**	1.807	13.82	236.9	14.89	19.50	08/26/2021
m,p-Cresol		1.08		**1.55**	1.807	0	86.0	1.474	5.25	08/26/2021
Naphthalene		0.369	S	**135**	1.807	87.61	2616	104.7	25.19	08/26/2021
o-Cresol		0.369		**1.52**	1.807	0	84.0	1.438	5.36	08/26/2021
Phenanthrene		0.650	S	**256**	1.807	185.3	3889	204.6	22.17	08/26/2021
Pyrene		0.369	S	**209**	1.807	160.2	2692	164.0	24.05	08/26/2021
Surr: 2-Fluorobiphenyl	*		S	**1.08**	0.9030		120.0			08/26/2021
Surr: 2-Fluorophenol	*			**1.52**	1.807		84.0			08/26/2021
Surr: Nitrobenzene-d5	*		S	**1.01**	0.9030		112.0			08/26/2021
Surr: Phenol-d5	*			**1.70**	1.807		94.0			08/26/2021
Surr: p-Terphenyl-d14	*		S	**1.12**	0.9030		124.0			08/26/2021

Client: Terracon **Work Order:** 21081199

Client Project: CCDD 15217050 **Report Date:** 31-Aug-21

SW-846 3550B, 8270C SIMS, SEMI-VOLATILE ORGANIC COMPOUNDS BY GC/MS

Batch **181179** **SampType:** **MBLK** Units **mg/Kg**

SampID: MBLK-181179

Analyses	Cert	RL	Qual	Result	Spike	SPK Ref Val	%REC	Low Limit	High Limit	Date Analyzed
2-Methylnaphthalene		0.350		**ND**						08/26/2021
2-Methylnaphthalene		0.0167		**ND**						08/26/2021
Acenaphthene		0.0340		**ND**						08/26/2021
Acenaphthene		0.0034		**ND**						08/26/2021
Acenaphthene		0.034		**ND**						08/26/2021
Acenaphthylene		0.0034		**ND**						08/26/2021
Acenaphthylene		0.0340		**ND**						08/26/2021
Acenaphthylene		0.034		**ND**						08/26/2021
Anthracene		0.0034		**ND**						08/26/2021
Anthracene		0.0340		**ND**						08/26/2021
Anthracene		0.034		**ND**						08/26/2021
Benzo(a)anthracene		0.034		**ND**						08/26/2021
Benzo(a)anthracene		0.0340		**ND**						08/26/2021
Benzo(a)anthracene		0.0100		**ND**						08/26/2021
Benzo(a)pyrene		0.0034		**ND**						08/26/2021
Benzo(a)pyrene		0.034		**ND**						08/26/2021
Benzo(a)pyrene		0.0340		**ND**						08/26/2021
Benzo(b)fluoranthene		0.034		**ND**						08/26/2021
Benzo(b)fluoranthene		0.0340		**ND**						08/26/2021
Benzo(b)fluoranthene		0.0034		**ND**						08/26/2021
Benzo(g,h,i)perylene		0.034		**ND**						08/26/2021
Benzo(g,h,i)perylene		0.0034		**ND**						08/26/2021
Benzo(g,h,i)perylene		0.0340		**ND**						08/26/2021
Benzo(k)fluoranthene		0.0034		**ND**						08/26/2021
Benzo(k)fluoranthene		0.0340		**ND**						08/26/2021
Benzo(k)fluoranthene		0.034		**ND**						08/26/2021
Bis(2-ethylhexyl)phthalate		0.350		**ND**						08/26/2021
Bis(2-ethylhexyl)phthalate		0.0670		**ND**						08/26/2021
Chrysene		0.0034		**ND**						08/26/2021
Chrysene		0.0340		**ND**						08/26/2021
Chrysene		0.034		**ND**						08/26/2021
Dibenzo(a,h)anthracene		0.0340		**ND**						08/26/2021
Dibenzo(a,h)anthracene		0.034		**ND**						08/26/2021
Dibenzo(a,h)anthracene		0.0034		**ND**						08/26/2021
Diethyl phthalate		0.500		**ND**						08/26/2021
Diethyl phthalate		0.0340		**ND**						08/26/2021

Client: Terracon **Work Order:** 21081199

Client Project: CCDD 15217050 **Report Date:** 31-Aug-21

SW-846 3550B, 8270C SIMS, SEMI-VOLATILE ORGANIC COMPOUNDS BY GC/MS

Batch **181179** **SampType:** **MBLK** Units **mg/Kg**

SampID: MBLK-181179

Analyses	Cert	RL	Qual	Result	Spike	SPK Ref Val	%REC	Low Limit	High Limit	Date Analyzed
Dimethyl phthalate		0.350		**ND**						08/26/2021
Dimethyl phthalate		0.100		**ND**						08/26/2021
Di-n-butyl phthalate		0.350		**ND**						08/26/2021
Di-n-butyl phthalate		0.0340		**ND**						08/26/2021
Fluoranthene		0.034		**ND**						08/26/2021
Fluoranthene		0.0034		**ND**						08/26/2021
Fluoranthene		0.0340		**ND**						08/26/2021
Fluorene		0.0034		**ND**						08/26/2021
Fluorene		0.0340		**ND**						08/26/2021
Fluorene		0.034		**ND**						08/26/2021
Indeno(1,2,3-cd)pyrene		0.0034		**ND**						08/26/2021
Indeno(1,2,3-cd)pyrene		0.0340		**ND**						08/26/2021
Indeno(1,2,3-cd)pyrene		0.034		**ND**						08/26/2021
m,p-Cresol		0.0100		**ND**						08/26/2021
m,p-Cresol		0.500		**ND**						08/26/2021
Naphthalene		0.0340		**ND**						08/26/2021
Naphthalene		0.0034		**ND**						08/26/2021
Naphthalene		0.034		**ND**						08/26/2021
o-Cresol		0.0034		**ND**						08/26/2021
o-Cresol		0.500		**ND**						08/26/2021
Phenanthrene		0.0060		**ND**						08/26/2021
Phenanthrene		0.0340		**ND**						08/26/2021
Phenanthrene		0.034		**ND**						08/26/2021
Pyrene		0.0034		**ND**						08/26/2021
Pyrene		0.034		**ND**						08/26/2021
Pyrene		0.0340		**ND**						08/26/2021
Surr: 2-Fluorobiphenyl	*			**0.703**	0.8330		84.4	55.8	113	08/26/2021
Surr: 2-Fluorophenol	*			**1.33**	1.667		79.8	50.6	105	08/26/2021
Surr: Nitrobenzene-d5	*			**0.700**	0.8330		84.0	50.3	106	08/26/2021
Surr: Phenol-d5	*			**1.44**	1.667		86.3	55.5	110	08/26/2021
Surr: p-Terphenyl-d14	*			**0.878**	0.8330		105.4	70	131	08/26/2021

Client: Terracon **Work Order:** 21081199

Client Project: CCDD 15217050 **Report Date:** 31-Aug-21

SW-846 3550B, 8270C SIMS, SEMI-VOLATILE ORGANIC COMPOUNDS BY GC/MS

Batch **181179** **SampType:** **LCS** Units **mg/Kg**

SampID: LCS-181179

Analyses	Cert	RL	Qual	Result	Spike	SPK Ref Val	%REC	Low Limit	High Limit	Date Analyzed
2-Methylnaphthalene		0.350		**1.20**	1.667	0	71.7	54.2	118	08/26/2021
2-Methylnaphthalene		0.0167		**1.20**	1.667	0	71.7	53.4	119	08/26/2021
Acenaphthene		0.0340		**1.29**	1.670	0	77.2	59.9	97.5	08/26/2021
Acenaphthene		0.034		**1.22**	1.667	0	73.4	60.1	107	08/26/2021
Acenaphthene		0.0034		**1.22**	1.667	0	73.4	59.9	107	08/26/2021
Acenaphthylene		0.034		**1.30**	1.667	0	77.8	57.9	114	08/26/2021
Acenaphthylene		0.0340		**1.27**	1.670	0	76.1	62.1	102	08/26/2021
Acenaphthylene		0.0034		**1.30**	1.667	0	77.8	56	114	08/26/2021
Anthracene		0.034		**1.27**	1.667	0	76.0	61.2	102	08/26/2021
Anthracene		0.0034		**1.27**	1.667	0	76.0	60.9	102	08/26/2021
Anthracene		0.0340		**1.31**	1.670	0	78.2	57.1	97.1	08/26/2021
Benzo(a)anthracene		0.034		**1.47**	1.667	0	88.4	64.9	113	08/26/2021
Benzo(a)anthracene		0.0100		**1.47**	1.667	0	88.4	63	116	08/26/2021
Benzo(a)anthracene		0.0340		**1.32**	1.670	0	79.0	61.5	104	08/26/2021
Benzo(a)pyrene		0.034		**1.59**	1.667	0	95.5	69.1	114	08/26/2021
Benzo(a)pyrene		0.0340		**1.53**	1.670	0	91.8	56.2	95.4	08/26/2021
Benzo(a)pyrene		0.0034		**1.59**	1.667	0	95.5	66.8	116	08/26/2021
Benzo(b)fluoranthene		0.034		**1.43**	1.667	0	85.9	63.9	110	08/26/2021
Benzo(b)fluoranthene		0.0340		**1.43**	1.670	0	85.9	52.7	103	08/26/2021
Benzo(b)fluoranthene		0.0034		**1.43**	1.667	0	85.9	61.8	112	08/26/2021
Benzo(g,h,i)perylene		0.034		**1.46**	1.667	0	87.6	62.5	122	08/26/2021
Benzo(g,h,i)perylene		0.0340		**1.05**	1.670	0	62.7	51.3	110	08/26/2021
Benzo(g,h,i)perylene		0.0034		**1.46**	1.667	0	87.6	59.9	124	08/26/2021
Benzo(k)fluoranthene		0.0340		**1.40**	1.670	0	83.9	57.4	103	08/26/2021
Benzo(k)fluoranthene		0.0034		**1.34**	1.667	0	80.6	61.4	111	08/26/2021
Benzo(k)fluoranthene		0.034		**1.34**	1.667	0	80.6	61.8	109	08/26/2021
Bis(2-ethylhexyl)phthalate		0.350		**1.39**	1.667	0	83.5	57.4	107	08/26/2021
Bis(2-ethylhexyl)phthalate		0.0670		**1.39**	1.667	0	83.5	56.6	107	08/26/2021
Chrysene		0.0034		**1.31**	1.667	0	78.5	58.6	103	08/26/2021
Chrysene		0.034		**1.31**	1.667	0	78.5	59.3	103	08/26/2021
Chrysene		0.0340		**1.30**	1.670	0	77.9	57.5	97.1	08/26/2021
Dibenzo(a,h)anthracene		0.0034		**1.44**	1.667	0	86.5	63.5	116	08/26/2021
Dibenzo(a,h)anthracene		0.034		**1.44**	1.667	0	86.5	65.3	113	08/26/2021
Dibenzo(a,h)anthracene		0.0340		**1.27**	1.670	0	75.9	54.5	110	08/26/2021
Diethyl phthalate		0.0340		**1.32**	1.667	0	79.3	63.4	108	08/26/2021
Diethyl phthalate		0.500		**1.32**	1.667	0	79.3	63.8	108	08/26/2021

Client: Terracon **Work Order:** 21081199

Client Project: CCDD 15217050 **Report Date:** 31-Aug-21

SW-846 3550B, 8270C SIMS, SEMI-VOLATILE ORGANIC COMPOUNDS BY GC/MS

Batch **181179** **SampType:** **LCS** Units **mg/Kg**

SampID: LCS-181179

Analyses	Cert	RL	Qual	Result	Spike	SPK Ref Val	%REC	Low Limit	High Limit	Date Analyzed
Dimethyl phthalate		0.100		**1.28**	1.667	0	76.6	63.5	105	08/26/2021
Dimethyl phthalate		0.350		**1.28**	1.667	0	76.6	64.4	104	08/26/2021
Di-n-butyl phthalate		0.0340		**1.37**	1.667	0	82.1	60.5	105	08/26/2021
Di-n-butyl phthalate		0.350		**1.37**	1.667	0	82.1	60.8	104	08/26/2021
Fluoranthene		0.0034		**1.29**	1.667	0	77.3	62.2	107	08/26/2021
Fluoranthene		0.034		**1.29**	1.667	0	77.3	62.7	107	08/26/2021
Fluoranthene		0.0340		**1.43**	1.670	0	85.8	56.7	101	08/26/2021
Fluorene		0.0034		**1.30**	1.667	0	78.3	62.7	111	08/26/2021
Fluorene		0.034		**1.30**	1.667	0	78.3	62.6	111	08/26/2021
Fluorene		0.0340		**1.38**	1.670	0	82.7	60.3	98.7	08/26/2021
Indeno(1,2,3-cd)pyrene		0.0034		**1.39**	1.667	0	83.6	61.3	122	08/26/2021
Indeno(1,2,3-cd)pyrene		0.034		**1.39**	1.667	0	83.6	65.3	117	08/26/2021
Indeno(1,2,3-cd)pyrene		0.0340		**1.15**	1.670	0	69.0	54.1	108	08/26/2021
m,p-Cresol		0.0100		**1.24**	1.667	0	74.5	53.8	104	08/26/2021
m,p-Cresol		0.500		**1.24**	1.667	0	74.5	55.7	104	08/26/2021
Naphthalene		0.0034		**1.26**	1.667	0	75.8	54.1	99	08/26/2021
Naphthalene		0.0340		**1.28**	1.670	0	76.9	60.2	94.8	08/26/2021
Naphthalene		0.034		**1.26**	1.667	0	75.8	55.6	98.2	08/26/2021
o-Cresol		0.0034		**1.31**	1.667	0	78.5	57.5	101	08/26/2021
o-Cresol		0.500		**1.31**	1.667	0	78.5	58.7	102	08/26/2021
Phenanthrene		0.034		**1.26**	1.667	0	75.7	60.8	103	08/26/2021
Phenanthrene		0.0340		**1.32**	1.670	0	78.7	58.4	96.9	08/26/2021
Phenanthrene		0.0060		**1.26**	1.667	0	75.7	60.2	103	08/26/2021
Pyrene		0.0034		**1.34**	1.667	0	80.2	62.7	112	08/26/2021
Pyrene		0.034		**1.34**	1.667	0	80.2	62.3	110	08/26/2021
Pyrene		0.0340		**1.46**	1.670	0	87.6	58.3	104	08/26/2021
Surr: 2-Fluorobiphenyl	*			**0.655**	0.8330		78.6	55.8	113	08/26/2021
Surr: 2-Fluorophenol	*			**1.33**	1.667		79.8	50.6	105	08/26/2021
Surr: Nitrobenzene-d5	*			**0.643**	0.8330		77.2	50.3	106	08/26/2021
Surr: Phenol-d5	*			**1.37**	1.667		82.4	55.5	110	08/26/2021
Surr: p-Terphenyl-d14	*			**0.783**	0.8330		94.0	70	131	08/26/2021

Client: Terracon **Work Order:** 21081199

Client Project: CCDD 15217050 **Report Date:** 31-Aug-21

SW-846 3550B, 8270C SIMS, SEMI-VOLATILE ORGANIC COMPOUNDS BY GC/MS

Batch **181179** **SampType:** **MS** Units **mg/Kg-dry**

SampID: 21081199-013AMS

Analyses	Cert	RL	Qual	Result	Spike	SPK Ref Val	%REC	Low Limit	High Limit	Date Analyzed
2-Methylnaphthalene		0.0206		**1.67**	2.061	0	80.8	22.1	112	08/27/2021
Acenaphthene		0.0042		**1.53**	2.061	0	74.3	30.6	109	08/27/2021
Acenaphthylene		0.0042		**1.62**	2.061	0	78.5	28	110	08/27/2021
Anthracene		0.0042		**1.48**	2.061	0	72.0	41.4	94.3	08/27/2021
Benzo(a)anthracene		0.0124		**1.74**	2.061	0	84.2	28.6	113	08/27/2021
Benzo(a)pyrene		0.0042		**1.88**	2.061	0.002065	91.3	37.9	102	08/27/2021
Benzo(b)fluoranthene		0.0042		**1.64**	2.061	0.002479	79.6	37.1	112	08/27/2021
Benzo(g,h,i)perylene		0.0042		**1.72**	2.061	0.001652	83.3	7.28	119	08/27/2021
Benzo(k)fluoranthene		0.0042		**1.56**	2.061	0	75.6	34	115	08/27/2021
Bis(2-ethylhexyl)phthalate		0.0828		**1.71**	2.061	0	82.8	16	136	08/27/2021
Chrysene		0.0042		**1.57**	2.061	0.001652	76.1	23.1	116	08/27/2021
Dibenzo(a,h)anthracene		0.0042		**1.75**	2.061	0	84.8	23.9	110	08/27/2021
Diethyl phthalate		0.0420		**1.54**	2.061	0	74.6	47	101	08/27/2021
Dimethyl phthalate		0.124		**1.65**	2.061	0	80.0	38.6	109	08/27/2021
Di-n-butyl phthalate		0.0420		**1.61**	2.061	0	78.0	45.6	102	08/27/2021
Fluoranthene		0.0042		**1.59**	2.061	0.002892	76.8	20.8	124	08/27/2021
Fluorene		0.0042		**1.63**	2.061	0	79.0	44.3	96.6	08/27/2021
Indeno(1,2,3-cd)pyrene		0.0042		**1.63**	2.061	0.001652	79.2	12.6	119	08/27/2021
m,p-Cresol		0.0124		**1.43**	2.061	0	69.4	33.5	91.7	08/27/2021
Naphthalene		0.0042		**1.46**	2.061	0	70.7	17.8	110	08/27/2021
o-Cresol		0.0042		**1.45**	2.061	0	70.2	30.2	95.5	08/27/2021
Phenanthrene		0.0074		**1.57**	2.061	0	76.0	22.3	117	08/27/2021
Pyrene		0.0042		**1.60**	2.061	0.003305	77.5	20.6	121	08/27/2021
Surr: 2-Fluorobiphenyl	*			**0.891**	1.030		86.6	42.3	99.4	08/27/2021
Surr: 2-Fluorophenol	*			**1.56**	2.061		75.9	39.3	99.8	08/27/2021
Surr: Nitrobenzene-d5	*			**0.941**	1.030		91.4	37.5	100	08/27/2021
Surr: Phenol-d5	*			**1.60**	2.061		77.8	42.6	104	08/27/2021
Surr: p-Terphenyl-d14	*			**0.934**	1.030		90.7	31.2	118	08/27/2021

Client: Terracon **Work Order:** 21081199

Client Project: CCDD 15217050 **Report Date:** 31-Aug-21

SW-846 3550B, 8270C SIMS, SEMI-VOLATILE ORGANIC COMPOUNDS BY GC/MS

Batch **181179** **SampType:** **MSD** Units **mg/Kg-dry** RPD Limit **40**

SampID: 21081199-013AMSD

Analyses	Cert	RL	Qual	Result	Spike	SPK Ref Val	%REC	RPD Ref Val	%RPD	Date Analyzed
2-Methylnaphthalene		0.0206		**1.59**	2.061	0	77.1	1.665	4.63	08/27/2021
Acenaphthene		0.0042		**1.53**	2.061	0	74.1	1.531	0.18	08/27/2021
Acenaphthylene		0.0042		**1.60**	2.061	0	77.7	1.618	0.99	08/27/2021
Anthracene		0.0042		**1.50**	2.061	0	72.5	1.485	0.72	08/27/2021
Benzo(a)anthracene		0.0124		**1.73**	2.061	0	83.8	1.736	0.51	08/27/2021
Benzo(a)pyrene		0.0042		**1.84**	2.061	0.002065	89.2	1.883	2.25	08/27/2021
Benzo(b)fluoranthene		0.0042		**1.68**	2.061	0.002479	81.3	1.642	2.19	08/27/2021
Benzo(g,h,i)perylene		0.0042		**1.72**	2.061	0.001652	83.4	1.718	0.22	08/27/2021
Benzo(k)fluoranthene		0.0042		**1.61**	2.061	0	78.0	1.557	3.23	08/27/2021
Bis(2-ethylhexyl)phthalate		0.0828		**1.68**	2.061	0	81.6	1.705	1.40	08/27/2021
Chrysene		0.0042		**1.56**	2.061	0.001652	75.6	1.571	0.73	08/27/2021
Dibenzo(a,h)anthracene		0.0042		**1.69**	2.061	0	81.9	1.747	3.35	08/27/2021
Diethyl phthalate		0.0420		**1.53**	2.061	0	74.1	1.537	0.61	08/27/2021
Dimethyl phthalate		0.124		**1.65**	2.061	0	80.3	1.649	0.33	08/27/2021
Di-n-butyl phthalate		0.0420		**1.52**	2.061	0	73.9	1.607	5.39	08/27/2021
Fluoranthene		0.0042		**1.59**	2.061	0.002892	77.1	1.585	0.45	08/27/2021
Fluorene		0.0042		**1.63**	2.061	0	78.9	1.629	0.17	08/27/2021
Indeno(1,2,3-cd)pyrene		0.0042		**1.62**	2.061	0.001652	78.6	1.634	0.70	08/27/2021
m,p-Cresol		0.0124		**1.37**	2.061	0	66.7	1.430	3.99	08/27/2021
Naphthalene		0.0042		**1.45**	2.061	0	70.4	1.456	0.36	08/27/2021
o-Cresol		0.0042		**1.44**	2.061	0	69.7	1.447	0.65	08/27/2021
Phenanthrene		0.0074		**1.53**	2.061	0	74.5	1.566	1.99	08/27/2021
Pyrene		0.0042		**1.59**	2.061	0.003305	76.9	1.601	0.82	08/27/2021
Surr: 2-Fluorobiphenyl	*			**0.845**	1.030		82.0			08/27/2021
Surr: 2-Fluorophenol	*			**1.49**	2.061		72.4			08/27/2021
Surr: Nitrobenzene-d5	*			**0.869**	1.030		84.4			08/27/2021
Surr: Phenol-d5	*			**1.56**	2.061		75.5			08/27/2021
Surr: p-Terphenyl-d14	*			**0.917**	1.030		89.1			08/27/2021

Client: Terracon **Work Order:** 21081199

Client Project: CCDD 15217050 **Report Date:** 31-Aug-21

SW-846 3550B, 8270C, SEMI-VOLATILE ORGANIC COMPOUNDS BY GC/MS

Batch **181164** **SampType:** **MBLK** Units **mg/Kg**

SampID: MBLK-181164

Analyses	Cert	RL	Qual	Result	Spike	SPK Ref Val	%REC	Low Limit	High Limit	Date Analyzed
1,2,4-Trichlorobenzene		0.500		**ND**						08/26/2021
1,2-Dichlorobenzene		0.500		**ND**						08/26/2021
1,3-Dichlorobenzene		0.500		**ND**						08/26/2021
1,4-Dichlorobenzene		0.500		**ND**						08/26/2021
2,4,5-Trichlorophenol		0.350		**ND**						08/26/2021
2,4,6-Trichlorophenol		0.350		**ND**						08/26/2021
2,4-Dichlorophenol		0.500		**ND**						08/26/2021
2,4-Dinitrophenol		1.00		**ND**						08/26/2021
2,4-Dinitrotoluene		0.350		**ND**						08/26/2021
2,6-Dinitrotoluene		0.350		**ND**						08/26/2021
2-Chloronaphthalene		0.350		**ND**						08/26/2021
2-Chlorophenol		0.500		**ND**						08/26/2021
2-Nitroaniline		1.00		**ND**						08/26/2021
2-Nitrophenol		0.350		**ND**						08/26/2021
3,3´-Dichlorobenzidine		0.350		**ND**						08/26/2021
3-Nitroaniline		1.00		**ND**						08/26/2021
4,6-Dinitro-2-methylphenol		1.00		**ND**						08/26/2021
4-Bromophenyl phenyl ether		0.350		**ND**						08/26/2021
4-Chloro-3-methylphenol		0.500		**ND**						08/26/2021
4-Chloroaniline		0.500		**ND**						08/26/2021
4-Chlorophenyl phenyl ether		0.350		**ND**						08/26/2021
4-Nitroaniline		0.500		**ND**						08/26/2021
4-Nitrophenol		0.350		**ND**						08/26/2021
Bis(2-chloroethyl)ether		0.500		**ND**						08/26/2021
Bis(2-chloroisopropyl)ether		0.350		**ND**						08/26/2021
Butyl benzyl phthalate		0.350		**ND**						08/26/2021
Carbazole		0.500		**ND**						08/26/2021
Dibenzofuran		0.350		**ND**						08/26/2021
Hexachlorobenzene		0.350		**ND**						08/26/2021
Hexachlorobutadiene		0.500		**ND**						08/26/2021
Hexachlorocyclopentadiene		0.500		**ND**						08/26/2021
Hexachloroethane		0.500		**ND**						08/26/2021
Isophorone		0.350		**ND**						08/26/2021
Nitrobenzene		0.500		**ND**						08/26/2021
N-Nitrosodimethylamine		0.500		**ND**						08/26/2021
N-Nitroso-di-n-propylamine		0.500		**ND**						08/26/2021

Client: Terracon **Work Order:** 21081199

Client Project: CCDD 15217050 **Report Date:** 31-Aug-21

SW-846 3550B, 8270C, SEMI-VOLATILE ORGANIC COMPOUNDS BY GC/MS

Batch **181164** **SampType:** **MBLK** Units **mg/Kg**

SampID: MBLK-181164

Analyses	Cert	RL	Qual	Result	Spike	SPK Ref Val	%REC	Low Limit	High Limit	Date Analyzed
Pentachlorophenol		2.00		**ND**						08/26/2021
Phenol		0.350		**ND**						08/26/2021
Surr: 2,4,6-Tribromophenol	*			**1.58**	1.667		94.9	60.1	120	08/26/2021
Surr: 2-Fluorobiphenyl	*			**0.692**	0.8330		83.1	57.5	110	08/26/2021
Surr: 2-Fluorobiphenyl	*			**0.452**	0.8350		54.1	41.9	98.4	08/26/2021
Surr: 2-Fluorophenol	*			**1.33**	1.667		79.6	54.9	101	08/26/2021
Surr: 2-Fluorophenol	*			**ND**						08/26/2021
Surr: Nitrobenzene-d5	*			**0.638**	0.8330		76.6	52	105	08/26/2021
Surr: Nitrobenzene-d5	*			**0.445**	0.8350		53.3	23.7	118	08/26/2021
Surr: Phenol-d5	*			**1.36**	1.667		81.9	60.9	104	08/26/2021
Surr: Phenol-d5	*			**ND**						08/26/2021
Surr: p-Terphenyl-d14	*			**0.844**	0.8330		101.3	69	132	08/26/2021
Surr: p-Terphenyl-d14	*			**0.675**	0.8350		80.8	31.9	126	08/26/2021

Client: Terracon **Work Order:** 21081199

Client Project: CCDD 15217050 **Report Date:** 31-Aug-21

SW-846 3550B, 8270C, SEMI-VOLATILE ORGANIC COMPOUNDS BY GC/MS

Batch **181164** **SampType:** **LCS** Units **mg/Kg**

SampID: LCS-181164

Analyses	Cert	RL	Qual	Result	Spike	SPK Ref Val	%REC	Low Limit	High Limit	Date Analyzed
1,2,4-Trichlorobenzene		0.500		**1.23**	1.667	0	74.0	56.9	104	08/26/2021
1,2-Dichlorobenzene		0.500		**1.20**	1.667	0	71.8	50	150	08/26/2021
1,3-Dichlorobenzene		0.500		**1.18**	1.667	0	70.9	50	150	08/26/2021
1,4-Dichlorobenzene		0.500		**1.12**	1.667	0	67.1	55.2	92.2	08/26/2021
2,4,5-Trichlorophenol		0.350		**1.35**	1.667	0	80.9	69.4	105	08/26/2021
2,4,6-Trichlorophenol		0.350		**1.39**	1.667	0	83.6	63.6	109	08/26/2021
2,4-Dichlorophenol		0.500		**1.31**	1.667	0	78.8	63.3	102	08/26/2021
2,4-Dinitrophenol		1.00		**1.28**	1.667	0	76.6	52.1	105	08/26/2021
2,4-Dinitrotoluene		0.350		**1.37**	1.667	0	82.3	67.7	116	08/26/2021
2,6-Dinitrotoluene		0.350		**1.43**	1.667	0	85.8	63.3	109	08/26/2021
2-Chloronaphthalene		0.350		**1.32**	1.667	0	79.4	61	101	08/26/2021
2-Chlorophenol		0.500		**1.22**	1.667	0	73.0	55.9	97.4	08/26/2021
2-Nitrophenol		0.350		**1.22**	1.667	0	73.2	59.4	101	08/26/2021
3,3´-Dichlorobenzidine		0.350		**1.17**	1.667	0	70.5	31.6	95.6	08/26/2021
4,6-Dinitro-2-methylphenol		1.00		**1.24**	1.667	0	74.3	62.2	104	08/26/2021
4-Bromophenyl phenyl ether		0.350		**1.32**	1.667	0	79.3	63.3	107	08/26/2021
4-Chloro-3-methylphenol		0.500		**1.38**	1.667	0	83.0	60.7	103	08/26/2021
4-Chlorophenyl phenyl ether		0.350		**1.32**	1.667	0	79.2	63.1	106	08/26/2021
4-Nitrophenol		0.350		**1.45**	1.667	0	86.7	46.1	109	08/26/2021
Bis(2-chloroethyl)ether		0.500		**1.11**	1.667	0	66.7	42.6	86.6	08/26/2021
Bis(2-chloroisopropyl)ether		0.350		**1.33**	1.667	0	79.8	30.9	110	08/26/2021
Butyl benzyl phthalate		0.350		**1.41**	1.667	0	84.4	56.5	106	08/26/2021
Hexachlorobenzene		0.350		**1.36**	1.667	0	81.8	68.5	111	08/26/2021
Hexachlorobutadiene		0.500		**1.30**	1.667	0	78.1	61.6	103	08/26/2021
Hexachlorocyclopentadiene		0.500		**1.37**	1.667	0	82.5	48.3	107	08/26/2021
Hexachloroethane		0.500		**1.23**	1.667	0	73.5	54	94.6	08/26/2021
Isophorone		0.350		**1.41**	1.667	0	84.9	52.6	104	08/26/2021
Nitrobenzene		0.500		**1.29**	1.667	0	77.4	52.1	99.3	08/26/2021
N-Nitrosodimethylamine		0.500		**1.29**	1.667	0	77.4	48.5	113	08/26/2021
N-Nitroso-di-n-propylamine		0.500		**1.37**	1.667	0	82.2	57.1	102	08/26/2021
Pentachlorophenol		2.00		**ND**	1.667	0	71.1	43.6	87.3	08/26/2021
Phenol		0.350		**1.20**	1.667	0	72.2	51.1	98.6	08/26/2021
Surr: 2,4,6-Tribromophenol	*			**1.42**	1.667		85.2	60.1	120	08/26/2021
Surr: 2-Fluorobiphenyl	*			**0.680**	0.8330		81.6	57.5	110	08/26/2021
Surr: 2-Fluorobiphenyl	*			**0.510**	0.8350		61.1	41.9	98.4	08/26/2021
Surr: 2-Fluorophenol	*			**1.23**	1.667		73.9	54.9	101	08/26/2021

Client: Terracon **Work Order:** 21081199

Client Project: CCDD 15217050 **Report Date:** 31-Aug-21

SW-846 3550B, 8270C, SEMI-VOLATILE ORGANIC COMPOUNDS BY GC/MS

Batch 181164 **SampType:** LCS Units **mg/Kg**

SampID: LCS-181164

Analyses	Cert	RL	Qual	Result	Spike	SPK Ref Val	%REC	Low Limit	High Limit	Date Analyzed
Surr: 2-Fluorophenol	*			**ND**	1.670		0	0	0	08/26/2021
Surr: Nitrobenzene-d5	*			**0.711**	0.8330		85.3	52	105	08/26/2021
Surr: Nitrobenzene-d5	*			**0.610**	0.8350		73.1	23.7	118	08/26/2021
Surr: Phenol-d5	*			**1.27**	1.667		76.3	60.9	104	08/26/2021
Surr: Phenol-d5	*			**ND**	1.670		0	0	0	08/26/2021
Surr: p-Terphenyl-d14	*			**0.791**	0.8330		94.9	69	132	08/26/2021
Surr: p-Terphenyl-d14	*			**0.632**	0.8350		75.7	31.9	126	08/26/2021

Batch 181164 **SampType:** LCSG Units **%REC**

SampID: LCSDRO-181164

Analyses	Cert	RL	Qual	Result	Spike	SPK Ref Val	%REC	Low Limit	High Limit	Date Analyzed
Surr: 2-Fluorobiphenyl	*			**0.508**	0.8350		60.8	41.9	98.4	08/26/2021
Surr: 2-Fluorophenol	*			**ND**						08/26/2021
Surr: Nitrobenzene-d5	*			**0.447**	0.8350		53.6	23.7	118	08/26/2021
Surr: Phenol-d5	*			**ND**						08/26/2021
Surr: p-Terphenyl-d14	*			**0.680**	0.8350		81.4	31.9	126	08/26/2021

Batch 181164 **SampType:** MS Units **%REC**

SampID: 21081101-003AMS

Analyses	Cert	RL	Qual	Result	Spike	SPK Ref Val	%REC	Low Limit	High Limit	Date Analyzed
Surr: 2-Fluorobiphenyl	*			**0.776**	0.8876		87.4	38.9	100	08/26/2021
Surr: 2-Fluorophenol	*			**ND**	0		0	27	111	08/26/2021
Surr: Nitrobenzene-d5	*			**0.602**	0.8876		67.9	40.1	84.7	08/26/2021
Surr: Phenol-d5	*			**ND**	0		0	33.7	123	08/26/2021
Surr: p-Terphenyl-d14	*			**0.882**	0.8876		99.4	52.8	120	08/26/2021

Batch 181164 **SampType:** MSD Units **%REC** RPD Limit **0**

SampID: 21081101-003AMSD

Analyses	Cert	RL	Qual	Result	Spike	SPK Ref Val	%REC	RPD Ref Val	%RPD	Date Analyzed
Surr: 2-Fluorobiphenyl	*			**0.730**	0.8917		81.8			08/26/2021
Surr: 2-Fluorophenol	*			**ND**	0		0			08/26/2021
Surr: Nitrobenzene-d5	*			**0.577**	0.8917		64.7			08/26/2021
Surr: Phenol-d5	*			**ND**	0		0			08/26/2021
Surr: p-Terphenyl-d14	*			**0.876**	0.8917		98.2			08/26/2021

Client: Terracon **Work Order:** 21081199

Client Project: CCDD 15217050 **Report Date:** 31-Aug-21

SW-846 3550B, 8270C, SEMI-VOLATILE ORGANIC COMPOUNDS BY GC/MS

Batch **181179** **SampType:** **MBLK** Units **mg/Kg**

SampID: MBLK-181179

Analyses	Cert	RL	Qual	Result	Spike	SPK Ref Val	%REC	Low Limit	High Limit	Date Analyzed
1,2,4-Trichlorobenzene		0.500		**ND**						08/26/2021
1,2-Dichlorobenzene		0.500		**ND**						08/26/2021
1,3-Dichlorobenzene		0.500		**ND**						08/26/2021
1,4-Dichlorobenzene		0.500		**ND**						08/26/2021
2,4,5-Trichlorophenol		0.350		**ND**						08/26/2021
2,4,6-Trichlorophenol		0.350		**ND**						08/26/2021
2,4-Dichlorophenol		0.500		**ND**						08/26/2021
2,4-Dinitrophenol		1.00		**ND**						08/26/2021
2,4-Dinitrotoluene		0.350		**ND**						08/26/2021
2,6-Dinitrotoluene		0.350		**ND**						08/26/2021
2-Chloronaphthalene		0.350		**ND**						08/26/2021
2-Chlorophenol		0.500		**ND**						08/26/2021
2-Nitroaniline		1.00		**ND**						08/26/2021
2-Nitrophenol		0.350		**ND**						08/26/2021
3,3´-Dichlorobenzidine		0.350		**ND**						08/26/2021
3-Nitroaniline		1.00		**ND**						08/26/2021
4,6-Dinitro-2-methylphenol		1.00		**ND**						08/26/2021
4-Bromophenyl phenyl ether		0.350		**ND**						08/26/2021
4-Chloro-3-methylphenol		0.500		**ND**						08/26/2021
4-Chloroaniline		0.500		**ND**						08/26/2021
4-Chlorophenyl phenyl ether		0.350		**ND**						08/26/2021
4-Nitroaniline		0.500		**ND**						08/26/2021
4-Nitrophenol		0.350		**ND**						08/26/2021
Bis(2-chloroethyl)ether		0.500		**ND**						08/26/2021
Bis(2-chloroisopropyl)ether		0.350		**ND**						08/26/2021
Butyl benzyl phthalate		0.350		**ND**						08/26/2021
Carbazole		0.500		**ND**						08/26/2021
Dibenzofuran		0.350		**ND**						08/26/2021
Hexachlorobenzene		0.350		**ND**						08/26/2021
Hexachlorobutadiene		0.500		**ND**						08/26/2021
Hexachlorocyclopentadiene		0.500		**ND**						08/26/2021
Hexachloroethane		0.500		**ND**						08/26/2021
Isophorone		0.350		**ND**						08/26/2021
Nitrobenzene		0.500		**ND**						08/26/2021
N-Nitrosodimethylamine		0.500		**ND**						08/26/2021
N-Nitroso-di-n-propylamine		0.500		**ND**						08/26/2021

Client: Terracon **Work Order:** 21081199

Client Project: CCDD 15217050 **Report Date:** 31-Aug-21

SW-846 3550B, 8270C, SEMI-VOLATILE ORGANIC COMPOUNDS BY GC/MS

Batch **181179** **SampType:** **MBLK** Units **mg/Kg**

SampID: MBLK-181179

Analyses	Cert	RL	Qual	Result	Spike	SPK Ref Val	%REC	Low Limit	High Limit	Date Analyzed
Pentachlorophenol		2.00		**ND**						08/26/2021
Phenol		0.350		**ND**						08/26/2021
Surr: 2,4,6-Tribromophenol	*			**1.46**	1.667		87.9	60.1	120	08/26/2021
Surr: 2-Fluorobiphenyl	*			**0.703**	0.8330		84.4	57.5	110	08/26/2021
Surr: 2-Fluorobiphenyl	*			**0.699**	0.8350		83.7	41.9	98.4	08/26/2021
Surr: 2-Fluorophenol	*			**1.33**	1.667		79.8	54.9	101	08/26/2021
Surr: 2-Fluorophenol	*			**ND**						08/26/2021
Surr: Nitrobenzene-d5	*			**0.700**	0.8330		84.0	52	105	08/26/2021
Surr: Nitrobenzene-d5	*			**0.617**	0.8350		73.9	23.7	118	08/26/2021
Surr: Phenol-d5	*			**1.44**	1.667		86.3	60.9	104	08/26/2021
Surr: Phenol-d5	*			**ND**						08/26/2021
Surr: p-Terphenyl-d14	*			**0.878**	0.8330		105.4	69	132	08/26/2021
Surr: p-Terphenyl-d14	*			**0.834**	0.8350		99.9	31.9	126	08/26/2021

Client: Terracon **Work Order:** 21081199

Client Project: CCDD 15217050 **Report Date:** 31-Aug-21

SW-846 3550B, 8270C, SEMI-VOLATILE ORGANIC COMPOUNDS BY GC/MS

Batch **181179** **SampType:** **LCS** Units **mg/Kg**

SampID: LCS-181179

Analyses	Cert	RL	Qual	Result	Spike	SPK Ref Val	%REC	Low Limit	High Limit	Date Analyzed
1,2,4-Trichlorobenzene		0.500		**1.32**	1.667	0	79.2	56.9	104	08/26/2021
1,2-Dichlorobenzene		0.500		**1.27**	1.667	0	76.1	50	150	08/26/2021
1,3-Dichlorobenzene		0.500		**1.26**	1.667	0	75.5	50	150	08/26/2021
1,4-Dichlorobenzene		0.500		**1.20**	1.667	0	71.9	55.2	92.2	08/26/2021
2,4,5-Trichlorophenol		0.350		**1.34**	1.667	0	80.4	69.4	105	08/26/2021
2,4,6-Trichlorophenol		0.350		**1.21**	1.667	0	72.7	63.6	109	08/26/2021
2,4-Dichlorophenol		0.500		**1.33**	1.667	0	79.7	63.3	102	08/26/2021
2,4-Dinitrophenol		1.00		**1.24**	1.667	0	74.6	52.1	105	08/26/2021
2,4-Dinitrotoluene		0.350		**1.44**	1.667	0	86.3	67.7	116	08/26/2021
2,6-Dinitrotoluene		0.350		**1.42**	1.667	0	85.2	63.3	109	08/26/2021
2-Chloronaphthalene		0.350		**1.28**	1.667	0	76.7	61	101	08/26/2021
2-Chlorophenol		0.500		**1.33**	1.667	0	79.7	55.9	97.4	08/26/2021
2-Nitrophenol		0.350		**1.30**	1.667	0	78.2	59.4	101	08/26/2021
3,3´-Dichlorobenzidine		0.350		**0.685**	1.667	0	41.1	31.6	95.6	08/26/2021
4,6-Dinitro-2-methylphenol		1.00		**1.22**	1.667	0	73.3	62.2	104	08/26/2021
4-Bromophenyl phenyl ether		0.350		**1.31**	1.667	0	78.6	63.3	107	08/26/2021
4-Chloro-3-methylphenol		0.500		**1.35**	1.667	0	81.0	60.7	103	08/26/2021
4-Chlorophenyl phenyl ether		0.350		**1.32**	1.667	0	79.1	63.1	106	08/26/2021
4-Nitrophenol		0.350		**1.39**	1.667	0	83.6	46.1	109	08/26/2021
Bis(2-chloroethyl)ether		0.500		**1.25**	1.667	0	74.7	42.6	86.6	08/26/2021
Bis(2-chloroisopropyl)ether		0.350		**1.50**	1.667	0	89.7	30.9	110	08/26/2021
Butyl benzyl phthalate		0.350		**1.46**	1.667	0	87.6	56.5	106	08/26/2021
Hexachlorobenzene		0.350		**1.33**	1.667	0	79.6	68.5	111	08/26/2021
Hexachlorobutadiene		0.500		**1.26**	1.667	0	75.8	61.6	103	08/26/2021
Hexachlorocyclopentadiene		0.500		**1.30**	1.667	0	78.2	48.3	107	08/26/2021
Hexachloroethane		0.500		**1.29**	1.667	0	77.3	54	94.6	08/26/2021
Isophorone		0.350		**1.40**	1.667	0	84.2	52.6	104	08/26/2021
Nitrobenzene		0.500		**1.32**	1.667	0	79.0	52.1	99.3	08/26/2021
N-Nitrosodimethylamine		0.500		**1.56**	1.667	0	93.4	48.5	113	08/26/2021
N-Nitroso-di-n-propylamine		0.500		**1.40**	1.667	0	83.7	57.1	102	08/26/2021
Pentachlorophenol		2.00		**ND**	1.667	0	68.0	43.6	87.3	08/26/2021
Phenol		0.350		**1.28**	1.667	0	77.0	51.1	98.6	08/26/2021
Surr: 2,4,6-Tribromophenol	*			**1.39**	1.667		83.5	60.1	120	08/26/2021
Surr: 2-Fluorobiphenyl	*			**0.655**	0.8330		78.6	57.5	110	08/26/2021
Surr: 2-Fluorobiphenyl	*			**0.680**	0.8350		81.4	41.9	98.4	08/26/2021
Surr: 2-Fluorophenol	*			**1.33**	1.667		79.8	54.9	101	08/26/2021

Client: Terracon **Work Order:** 21081199

Client Project: CCDD 15217050 **Report Date:** 31-Aug-21

SW-846 3550B, 8270C, SEMI-VOLATILE ORGANIC COMPOUNDS BY GC/MS

Batch **181179** **SampType:** **LCS** Units **mg/Kg**

SampID: LCS-181179

Analyses	Cert	RL	Qual	Result	Spike	SPK Ref Val	%REC	Low Limit	High Limit	Date Analyzed
Surr: 2-Fluorophenol	*			**ND**	1.670		0	0	0	08/26/2021
Surr: Nitrobenzene-d5	*			**0.643**	0.8330		77.2	52	105	08/26/2021
Surr: Nitrobenzene-d5	*			**0.707**	0.8350		84.6	23.7	118	08/26/2021
Surr: Phenol-d5	*			**1.37**	1.667		82.4	60.9	104	08/26/2021
Surr: Phenol-d5	*			**ND**	1.670		0	0	0	08/26/2021
Surr: p-Terphenyl-d14	*			**0.783**	0.8330		94.0	69	132	08/26/2021
Surr: p-Terphenyl-d14	*			**0.843**	0.8350		101.0	31.9	126	08/26/2021

Batch **181179** **SampType:** **LCSG** Units **%REC**

SampID: LCSDRO-181179

Analyses	Cert	RL	Qual	Result	Spike	SPK Ref Val	%REC	Low Limit	High Limit	Date Analyzed
Surr: 2-Fluorobiphenyl	*			**0.655**	0.8350		78.5	41.9	98.4	08/26/2021
Surr: 2-Fluorophenol	*			**ND**						08/26/2021
Surr: Nitrobenzene-d5	*			**0.592**	0.8350		70.9	23.7	118	08/26/2021
Surr: Phenol-d5	*			**ND**						08/26/2021
Surr: p-Terphenyl-d14	*			**0.967**	0.8350		115.8	31.9	126	08/26/2021

Client: Terracon **Work Order:** 21081199

Client Project: CCDD 15217050 **Report Date:** 31-Aug-21

SW-846 3550B, 8270C, SEMI-VOLATILE ORGANIC COMPOUNDS BY GC/MS

Batch **181179** **SampType:** **MS** Units **mg/Kg-dry**

SampID: 21081199-013AMS

Analyses	Cert	RL	Qual	Result	Spike	SPK Ref Val	%REC	Low Limit	High Limit	Date Analyzed
1,2,4-Trichlorobenzene		0.618		**1.52**	2.061	0	74.0	42.4	94.8	08/27/2021
1,2-Dichlorobenzene		0.618		**1.36**	2.061	0	66.1	50	150	08/27/2021
1,3-Dichlorobenzene		0.618		**1.32**	2.061	0	63.9	50	150	08/27/2021
1,4-Dichlorobenzene		0.618		**1.29**	2.061	0	62.6	35.1	86.2	08/27/2021
2,4,5-Trichlorophenol		0.433		**1.84**	2.061	0	89.2	49.1	114	08/27/2021
2,4,6-Trichlorophenol		0.433		**1.83**	2.061	0	88.8	49.7	111	08/27/2021
2,4-Dichlorophenol		0.618		**1.67**	2.061	0	81.2	49	109	08/27/2021
2,4-Dinitrophenol		1.24		**ND**	2.061	0	59.3	2.49	106	08/27/2021
2,4-Dinitrotoluene		0.433		**1.73**	2.061	0	83.8	53	110	08/27/2021
2,6-Dinitrotoluene		0.433		**1.73**	2.061	0	84.2	49.1	106	08/27/2021
2-Chloronaphthalene		0.433		**1.67**	2.061	0	81.0	43.7	101	08/27/2021
2-Chlorophenol		0.618		**1.53**	2.061	0	74.2	49.5	92.9	08/27/2021
2-Nitrophenol		0.433		**1.63**	2.061	0	79.1	42	106	08/27/2021
3,3´-Dichlorobenzidine		0.433		**1.29**	2.061	0	62.8	1	142	08/27/2021
4,6-Dinitro-2-methylphenol		1.24		**1.59**	2.061	0	77.1	4.5	120	08/27/2021
4-Bromophenyl phenyl ether		0.433		**1.60**	2.061	0	77.6	48.3	109	08/27/2021
4-Chloro-3-methylphenol		0.618		**1.81**	2.061	0	87.8	55	106	08/27/2021
4-Chlorophenyl phenyl ether		0.433		**1.64**	2.061	0	79.5	44.9	106	08/27/2021
4-Nitrophenol		0.433		**1.85**	2.061	0	89.7	36	103	08/27/2021
Bis(2-chloroethyl)ether		0.618		**1.33**	2.061	0	64.6	41	85.1	08/27/2021
Bis(2-chloroisopropyl)ether		0.433		**1.59**	2.061	0	77.2	42	95.4	08/27/2021
Butyl benzyl phthalate		0.433		**1.65**	2.061	0	80.0	38.7	107	08/27/2021
Hexachlorobenzene		0.433		**1.62**	2.061	0	78.4	49.4	108	08/27/2021
Hexachlorobutadiene		0.618		**1.59**	2.061	0	77.4	40.3	98.8	08/27/2021
Hexachlorocyclopentadiene		0.618		**1.53**	2.061	0	74.4	1	103	08/27/2021
Hexachloroethane		0.618		**1.30**	2.061	0	62.9	27.1	98.8	08/27/2021
Isophorone		0.433		**1.83**	2.061	0	88.6	41.1	98.4	08/27/2021
Nitrobenzene		0.618		**1.70**	2.061	0	82.3	45.2	99.2	08/27/2021
N-Nitrosodimethylamine		0.618		**1.56**	2.061	0	75.9	43.9	115	08/27/2021
N-Nitroso-di-n-propylamine		0.618		**1.73**	2.061	0	84.2	47	105	08/27/2021
Pentachlorophenol		2.47		**ND**	2.061	0	70.7	24.5	97.5	08/27/2021
Phenol		0.433		**1.47**	2.061	0	71.3	52.9	95.2	08/27/2021
Surr: 2,4,6-Tribromophenol	*			**1.79**	2.061		86.7	26.7	117	08/27/2021
Surr: 2-Fluorobiphenyl	*			**0.891**	1.030		86.6	26.4	105	08/27/2021
Surr: 2-Fluorophenol	*			**1.56**	2.061		75.9	33.9	102	08/27/2021
Surr: Nitrobenzene-d5	*			**0.941**	1.030		91.4	28.5	104	08/27/2021

Client: Terracon **Work Order:** 21081199

Client Project: CCDD 15217050 **Report Date:** 31-Aug-21

SW-846 3550B, 8270C, SEMI-VOLATILE ORGANIC COMPOUNDS BY GC/MS

Batch **181179** **SampType:** **MS** Units **mg/Kg-dry**

SampID: 21081199-013AMS

Analyses	Cert	RL	Qual	Result	Spike	SPK Ref Val	%REC	Low Limit	High Limit	Date Analyzed
Surr: Phenol-d5	*			**1.60**	2.061		77.8	36	105	08/27/2021
Surr: p-Terphenyl-d14	*			**0.934**	1.030		90.7	33	105	08/27/2021

Client: Terracon **Work Order:** 21081199

Client Project: CCDD 15217050 **Report Date:** 31-Aug-21

SW-846 3550B, 8270C, SEMI-VOLATILE ORGANIC COMPOUNDS BY GC/MS

Batch **181179** **SampType:** **MSD** Units **mg/Kg-dry** RPD Limit **40**

SampID: 21081199-013AMSD

Analyses	Cert	RL	Qual	Result	Spike	SPK Ref Val	%REC	RPD Ref Val	%RPD	Date Analyzed
1,2,4-Trichlorobenzene		0.618		**1.43**	2.061	0	69.1	1.525	6.76	08/27/2021
1,2-Dichlorobenzene		0.618		**1.29**	2.061	0	62.6	1.362	5.41	08/27/2021
1,3-Dichlorobenzene		0.618		**1.19**	2.061	0	57.7	1.317	10.23	08/27/2021
1,4-Dichlorobenzene		0.618		**1.19**	2.061	0	57.6	1.289	8.15	08/27/2021
2,4,5-Trichlorophenol		0.433		**1.72**	2.061	0	83.6	1.838	6.49	08/27/2021
2,4,6-Trichlorophenol		0.433		**1.75**	2.061	0	84.7	1.831	4.78	08/27/2021
2,4-Dichlorophenol		0.618		**1.61**	2.061	0	78.1	1.673	3.78	08/27/2021
2,4-Dinitrophenol		1.24		**1.37**	2.061	0	66.7	1.221	11.84	08/27/2021
2,4-Dinitrotoluene		0.433		**1.72**	2.061	0	83.3	1.727	0.59	08/27/2021
2,6-Dinitrotoluene		0.433		**1.78**	2.061	0	86.5	1.735	2.75	08/27/2021
2-Chloronaphthalene		0.433		**1.54**	2.061	0	74.9	1.668	7.69	08/27/2021
2-Chlorophenol		0.618		**1.49**	2.061	0	72.5	1.528	2.23	08/27/2021
2-Nitrophenol		0.433		**1.59**	2.061	0	77.1	1.630	2.58	08/27/2021
3,3´-Dichlorobenzidine		0.433		**1.26**	2.061	0	61.3	1.295	2.45	08/27/2021
4,6-Dinitro-2-methylphenol		1.24		**1.67**	2.061	0	80.9	1.589	4.86	08/27/2021
4-Bromophenyl phenyl ether		0.433		**1.58**	2.061	0	76.5	1.598	1.40	08/27/2021
4-Chloro-3-methylphenol		0.618		**1.77**	2.061	0	85.7	1.809	2.41	08/27/2021
4-Chlorophenyl phenyl ether		0.433		**1.64**	2.061	0	79.7	1.637	0.36	08/27/2021
4-Nitrophenol		0.433		**1.84**	2.061	0	89.2	1.849	0.57	08/27/2021
Bis(2-chloroethyl)ether		0.618		**1.35**	2.061	0	65.4	1.330	1.32	08/27/2021
Bis(2-chloroisopropyl)ether		0.433		**1.58**	2.061	0	76.5	1.590	0.80	08/27/2021
Butyl benzyl phthalate		0.433		**1.59**	2.061	0	77.2	1.649	3.60	08/27/2021
Hexachlorobenzene		0.433		**1.59**	2.061	0	76.9	1.616	1.87	08/27/2021
Hexachlorobutadiene		0.618		**1.48**	2.061	0	71.9	1.595	7.36	08/27/2021
Hexachlorocyclopentadiene		0.618		**1.49**	2.061	0	72.1	1.534	3.16	08/27/2021
Hexachloroethane		0.618		**1.17**	2.061	0	56.9	1.296	10.02	08/27/2021
Isophorone		0.433		**1.80**	2.061	0	87.3	1.825	1.38	08/27/2021
Nitrobenzene		0.618		**1.62**	2.061	0	78.4	1.697	4.92	08/27/2021
N-Nitrosodimethylamine		0.618		**1.47**	2.061	0	71.1	1.564	6.52	08/27/2021
N-Nitroso-di-n-propylamine		0.618		**1.68**	2.061	0	81.7	1.734	2.93	08/27/2021
Pentachlorophenol		2.47		**ND**	2.061	0	71.4	1.457	0.00	08/27/2021
Phenol		0.433		**1.49**	2.061	0	72.4	1.470	1.51	08/27/2021
Surr: 2,4,6-Tribromophenol	*			**1.85**	2.061		89.6			08/27/2021
Surr: 2-Fluorobiphenyl	*			**0.845**	1.030		82.0			08/27/2021
Surr: 2-Fluorophenol	*			**1.49**	2.061		72.4			08/27/2021
Surr: Nitrobenzene-d5	*			**0.869**	1.030		84.4			08/27/2021

Client: Terracon **Work Order:** 21081199

Client Project: CCDD 15217050 **Report Date:** 31-Aug-21

SW-846 3550B, 8270C, SEMI-VOLATILE ORGANIC COMPOUNDS BY GC/MS

Batch 181179 **SampType:** MSD Units **mg/Kg-dry** RPD Limit **40**

SampID: 21081199-013AMSD

Analyses	Cert	RL	Qual	Result	Spike	SPK Ref Val	%REC	RPD Ref Val	%RPD	Date Analyzed
Surr: Phenol-d5	*			**1.56**	2.061		75.5			08/27/2021
Surr: p-Terphenyl-d14	*			**0.917**	1.030		89.1			08/27/2021

Batch 181179 **SampType:** MS Units **%REC**

SampID: 21081274-014AMS

Analyses	Cert	RL	Qual	Result	Spike	SPK Ref Val	%REC	Low Limit	High Limit	Date Analyzed
Surr: 2-Fluorobiphenyl	*			**4.38**	7.385		59.3	38.9	100	08/26/2021
Surr: 2-Fluorophenol	*			**ND**	0		0	27	111	08/26/2021
Surr: Nitrobenzene-d5	*			**3.84**	7.385		52.1	40.1	84.7	08/26/2021
Surr: Phenol-d5	*			**ND**	0		0	33.7	123	08/26/2021
Surr: p-Terphenyl-d14	*			**6.01**	7.385		81.4	52.8	120	08/26/2021

Batch 181179 **SampType:** MSD Units **%REC** RPD Limit **0**

SampID: 21081274-014AMSD

Analyses	Cert	RL	Qual	Result	Spike	SPK Ref Val	%REC	RPD Ref Val	%RPD	Date Analyzed
Surr: 2-Fluorobiphenyl	*			**4.27**	7.317		58.4			08/26/2021
Surr: 2-Fluorophenol	*			**ND**	0		0			08/26/2021
Surr: Nitrobenzene-d5	*			**3.75**	7.317		51.3			08/26/2021
Surr: Phenol-d5	*			**ND**	0		0			08/26/2021
Surr: p-Terphenyl-d14	*			**5.77**	7.317		78.8			08/26/2021

Client: Terracon **Work Order:** 21081199

Client Project: CCDD 15217050 **Report Date:** 31-Aug-21

SW-846 5035, 8260B, VOLATILE ORGANIC COMPOUNDS BY GC/MS

Batch **181010** **SampType:** **MBLK** Units **mg/Kg**

SampID: MBLK-AN210820A-1

Analyses	Cert	RL	Qual	Result	Spike	SPK Ref Val	%REC	Low Limit	High Limit	Date Analyzed
1,1,1-Trichloroethane	*	0.0020		**ND**						08/20/2021
1,1,2,2-Tetrachloroethane	*	0.0020		**ND**						08/20/2021
1,1,2-Trichloroethane	*	0.0050		**ND**						08/20/2021
1,1-Dichloroethane	*	0.0020		**ND**						08/20/2021
1,1-Dichloroethene	*	0.0020		**ND**						08/20/2021
1,2-Dichloroethane	*	0.0020		**ND**						08/20/2021
1,2-Dichloropropane	*	0.0020		**ND**						08/20/2021
2-Butanone	*	0.0250		**ND**						08/20/2021
2-Hexanone	*	0.0250		**ND**						08/20/2021
4-Methyl-2-pentanone	*	0.0250		**ND**						08/20/2021
Acetone	*	0.0250		**ND**						08/20/2021
Benzene	*	0.0010		**ND**						08/20/2021
Bromodichloromethane	*	0.0020		**ND**						08/20/2021
Bromoform	*	0.0050		**ND**						08/20/2021
Bromomethane	*	0.0100		**ND**						08/20/2021
Carbon disulfide	*	0.0020		**ND**						08/20/2021
Carbon tetrachloride	*	0.0020		**ND**						08/20/2021
Chlorobenzene	*	0.0020		**ND**						08/20/2021
Chloroethane	*	0.0100		**ND**						08/20/2021
Chloroform	*	0.0020		**ND**						08/20/2021
Chloromethane	*	0.0100		**ND**						08/20/2021
cis-1,2-Dichloroethene	*	0.0020		**ND**						08/20/2021
cis-1,3-Dichloropropene	*	0.0020		**ND**						08/20/2021
Dibromochloromethane	*	0.0020		**ND**						08/20/2021
Ethylbenzene	*	0.0020		**ND**						08/20/2021
Methyl tert-butyl ether	*	0.0020		**ND**						08/20/2021
Methylene chloride	*	0.0100		**ND**						08/20/2021
Styrene	*	0.0020		**ND**						08/20/2021
Tetrachloroethene	*	0.0020		**ND**						08/20/2021
Toluene	*	0.0020		**ND**						08/20/2021
trans-1,2-Dichloroethene	*	0.0020		**ND**						08/20/2021
trans-1,3-Dichloropropene	*	0.0020		**ND**						08/20/2021
Trichloroethene	*	0.0020		**ND**						08/20/2021
Vinyl chloride	*	0.0020		**ND**						08/20/2021
Xylenes, Total	*	0.0080		**ND**						08/20/2021
Surr: 1,2-Dichloroethane-d4	*			**43.0**	50.00		86.0	74	124	08/20/2021

Quality Control Results

http://www.teklabinc.com/

Client: Terracon
Client Project: CCDD 15217050

Work Order: 21081199
Report Date: 31-Aug-21

SW-846 5035, 8260B, VOLATILE ORGANIC COMPOUNDS BY GC/MS

Batch **181010** **SampType:** **MBLK** Units **mg/Kg**

SampID: MBLK-AN210820A-1

Analyses	Cert	RL	Qual	Result	Spike	SPK Ref Val	%REC	Low Limit	High Limit	Date Analyzed
Surr: 4-Bromofluorobenzene	*			**46.8**	50.00		93.6	79.4	123	08/20/2021
Surr: Dibromofluoromethane	*			**48.3**	50.00		96.7	89.2	112	08/20/2021
Surr: Toluene-d8	*			**44.7**	50.00		89.3	85	115	08/20/2021

Client: Terracon **Work Order:** 21081199

Client Project: CCDD 15217050 **Report Date:** 31-Aug-21

SW-846 5035, 8260B, VOLATILE ORGANIC COMPOUNDS BY GC/MS

Batch **181010** **SampType:** **LCS** Units **mg/Kg**

SampID: LCS-AN210820A-1

Analyses	Cert	RL	Qual	Result	Spike	SPK Ref Val	%REC	Low Limit	High Limit	Date Analyzed
1,1,1-Trichloroethane	*	0.0020		**0.0598**	0.0500	0	119.7	75	143	08/20/2021
1,1,2,2-Tetrachloroethane	*	0.0020		**0.0468**	0.0500	0	93.6	78.2	123	08/20/2021
1,1,2-Trichloroethane	*	0.0050		**0.0502**	0.0500	0	100.4	88	121	08/20/2021
1,1-Dichloroethane	*	0.0020		**0.0580**	0.0500	0	116.0	84.5	135	08/20/2021
1,1-Dichloroethene	*	0.0020		**0.0554**	0.0500	0	110.9	64.3	138	08/20/2021
1,2-Dichloroethane	*	0.0020		**0.0502**	0.0500	0	100.4	83.5	130	08/20/2021
1,2-Dichloropropane	*	0.0020		**0.0579**	0.0500	0	115.8	84.8	126	08/20/2021
2-Butanone	*	0.0250		**0.132**	0.125	0	105.7	76.2	131	08/20/2021
2-Hexanone	*	0.0250		**0.123**	0.125	0	98.5	74.6	127	08/20/2021
4-Methyl-2-pentanone	*	0.0250		**0.125**	0.125	0	99.9	78.8	126	08/20/2021
Acetone	*	0.0250		**0.118**	0.125	0	94.8	66.5	148	08/20/2021
Benzene	*	0.0010		**0.0601**	0.0500	0	120.2	80.2	127	08/20/2021
Bromodichloromethane	*	0.0020		**0.0593**	0.0500	0	118.7	86	131	08/20/2021
Bromoform	*	0.0050		**0.0491**	0.0500	0	98.1	80.6	141	08/20/2021
Bromomethane	*	0.0100		**0.0447**	0.0500	0	89.3	31	186	08/20/2021
Carbon disulfide	*	0.0020		**0.0561**	0.0500	0	112.3	60.5	141	08/20/2021
Carbon tetrachloride	*	0.0020		**0.0624**	0.0500	0	124.8	66.7	142	08/20/2021
Chlorobenzene	*	0.0020		**0.0521**	0.0500	0	104.1	82.9	122	08/20/2021
Chloroethane	*	0.0100		**0.0534**	0.0500	0	106.8	62.9	146	08/20/2021
Chloroform	*	0.0020		**0.0560**	0.0500	0	112.0	83.5	126	08/20/2021
Chloromethane	*	0.0100		**0.0366**	0.0500	0	73.2	52.5	156	08/20/2021
cis-1,2-Dichloroethene	*	0.0020		**0.0620**	0.0500	0	124.1	84.4	129	08/20/2021
cis-1,3-Dichloropropene	*	0.0020		**0.0627**	0.0500	0	125.4	85.3	133	08/20/2021
Dibromochloromethane	*	0.0020		**0.0491**	0.0500	0	98.2	85.4	131	08/20/2021
Ethylbenzene	*	0.0020		**0.0516**	0.0500	0	103.1	76.9	127	08/20/2021
Methyl tert-butyl ether	*	0.0020		**0.0545**	0.0500	0	109.0	88.6	129	08/20/2021
Methylene chloride	*	0.0100		**0.0475**	0.0500	0	94.9	78.2	126	08/20/2021
Styrene	*	0.0020		**0.0572**	0.0500	0	114.3	85.9	126	08/20/2021
Tetrachloroethene	*	0.0020		**0.0584**	0.0500	0	116.9	67.1	136	08/20/2021
Toluene	*	0.0020		**0.0526**	0.0500	0	105.3	78.5	122	08/20/2021
trans-1,2-Dichloroethene	*	0.0020		**0.0594**	0.0500	0	118.8	77.7	136	08/20/2021
trans-1,3-Dichloropropene	*	0.0020		**0.0556**	0.0500	0	111.3	86.2	130	08/20/2021
Trichloroethene	*	0.0020		**0.0620**	0.0500	0	124.0	75.6	134	08/20/2021
Vinyl chloride	*	0.0020		**0.0445**	0.0500	0	89.1	46.6	154	08/20/2021
Xylenes, Total	*	0.0080		**0.152**	0.150	0	101.4	78.3	126	08/20/2021
Surr: 1,2-Dichloroethane-d4	*			**40.4**	50.00		80.7	74	124	08/20/2021

Quality Control Results

http://www.teklabinc.com/

Client: Terracon
Client Project: CCDD 15217050

Work Order: 21081199
Report Date: 31-Aug-21

SW-846 5035, 8260B, VOLATILE ORGANIC COMPOUNDS BY GC/MS

Batch **181010** **SampType:** **LCS** Units **mg/Kg**

SampID: LCS-AN210820A-1

Analyses	Cert	RL	Qual	Result	Spike	SPK Ref Val	%REC	Low Limit	High Limit	Date Analyzed
Surr: 4-Bromofluorobenzene	*			**46.8**	50.00		93.6	79.4	123	08/20/2021
Surr: Dibromofluoromethane	*			**49.2**	50.00		98.4	89.2	112	08/20/2021
Surr: Toluene-d8	*			**45.2**	50.00		90.3	85	115	08/20/2021

Client: Terracon **Work Order:** 21081199

Client Project: CCDD 15217050 **Report Date:** 31-Aug-21

SW-846 5035, 8260B, VOLATILE ORGANIC COMPOUNDS BY GC/MS

Batch **181010** **SampType:** **LCSD** Units **mg/Kg** RPD Limit **40**

SampID: LCSD-AN210820A-1

Analyses	Cert	RL	Qual	Result	Spike	SPK Ref Val	%REC	RPD Ref Val	%RPD	Date Analyzed
1,1,1-Trichloroethane	*	0.0020		**0.0580**	0.0500	0	116.0	0.0598	3.16	08/20/2021
1,1,2,2-Tetrachloroethane	*	0.0020		**0.0467**	0.0500	0	93.5	0.0468	0.17	08/20/2021
1,1,2-Trichloroethane	*	0.0050		**0.0501**	0.0500	0	100.3	0.0502	0.14	08/20/2021
1,1-Dichloroethane	*	0.0020		**0.0569**	0.0500	0	113.8	0.0580	1.90	08/20/2021
1,1-Dichloroethene	*	0.0020		**0.0542**	0.0500	0	108.3	0.0554	2.34	08/20/2021
1,2-Dichloroethane	*	0.0020		**0.0495**	0.0500	0	99.1	0.0502	1.30	08/20/2021
1,2-Dichloropropane	*	0.0020		**0.0577**	0.0500	0	115.4	0.0579	0.35	08/20/2021
2-Butanone	*	0.0250		**0.133**	0.125	0	106.2	0.132	0.45	08/20/2021
2-Hexanone	*	0.0250		**0.124**	0.125	0	98.9	0.123	0.41	08/20/2021
4-Methyl-2-pentanone	*	0.0250		**0.126**	0.125	0	100.4	0.125	0.54	08/20/2021
Acetone	*	0.0250		**0.115**	0.125	0	92.3	0.118	2.68	08/20/2021
Benzene	*	0.0010		**0.0591**	0.0500	0	118.1	0.0601	1.78	08/20/2021
Bromodichloromethane	*	0.0020		**0.0585**	0.0500	0	117.0	0.0593	1.46	08/20/2021
Bromoform	*	0.0050		**0.0482**	0.0500	0	96.3	0.0491	1.81	08/20/2021
Bromomethane	*	0.0100		**0.0406**	0.0500	0	81.1	0.0447	9.62	08/20/2021
Carbon disulfide	*	0.0020		**0.0537**	0.0500	0	107.3	0.0561	4.52	08/20/2021
Carbon tetrachloride	*	0.0020		**0.0602**	0.0500	0	120.3	0.0624	3.66	08/20/2021
Chlorobenzene	*	0.0020		**0.0508**	0.0500	0	101.6	0.0521	2.49	08/20/2021
Chloroethane	*	0.0100		**0.0523**	0.0500	0	104.6	0.0534	2.16	08/20/2021
Chloroform	*	0.0020		**0.0550**	0.0500	0	109.9	0.0560	1.86	08/20/2021
Chloromethane	*	0.0100		**0.0358**	0.0500	0	71.5	0.0366	2.27	08/20/2021
cis-1,2-Dichloroethene	*	0.0020		**0.0614**	0.0500	0	122.8	0.0620	1.04	08/20/2021
cis-1,3-Dichloropropene	*	0.0020		**0.0625**	0.0500	0	125.0	0.0627	0.38	08/20/2021
Dibromochloromethane	*	0.0020		**0.0480**	0.0500	0	96.0	0.0491	2.27	08/20/2021
Ethylbenzene	*	0.0020		**0.0498**	0.0500	0	99.5	0.0516	3.53	08/20/2021
Methyl tert-butyl ether	*	0.0020		**0.0551**	0.0500	0	110.2	0.0545	1.08	08/20/2021
Methylene chloride	*	0.0100		**0.0477**	0.0500	0	95.3	0.0475	0.42	08/20/2021
Styrene	*	0.0020		**0.0555**	0.0500	0	110.9	0.0572	3.00	08/20/2021
Tetrachloroethene	*	0.0020		**0.0561**	0.0500	0	112.2	0.0584	4.03	08/20/2021
Toluene	*	0.0020		**0.0513**	0.0500	0	102.6	0.0526	2.56	08/20/2021
trans-1,2-Dichloroethene	*	0.0020		**0.0580**	0.0500	0	116.1	0.0594	2.35	08/20/2021
trans-1,3-Dichloropropene	*	0.0020		**0.0548**	0.0500	0	109.5	0.0556	1.61	08/20/2021
Trichloroethene	*	0.0020		**0.0603**	0.0500	0	120.6	0.0620	2.76	08/20/2021
Vinyl chloride	*	0.0020		**0.0430**	0.0500	0	86.0	0.0445	3.56	08/20/2021
Xylenes, Total	*	0.0080		**0.147**	0.150	0	98.2	0.152	3.27	08/20/2021
Surr: 1,2-Dichloroethane-d4	*			**40.9**	50.00		81.7			08/20/2021

Client: Terracon **Work Order:** 21081199

Client Project: CCDD 15217050 **Report Date:** 31-Aug-21

SW-846 5035, 8260B, VOLATILE ORGANIC COMPOUNDS BY GC/MS

Batch **181010** **SampType:** **LCSD** Units **mg/Kg** RPD Limit **40**

SampID: LCSD-AN210820A-1

Analyses	Cert	RL	Qual	Result	Spike	SPK Ref Val	%REC	RPD Ref Val	%RPD	Date Analyzed
Surr: 4-Bromofluorobenzene	*			**46.3**	50.00		92.7			08/20/2021
Surr: Dibromofluoromethane	*			**49.2**	50.00		98.4			08/20/2021
Surr: Toluene-d8	*			**45.0**	50.00		90.0			08/20/2021

Client: Terracon **Work Order:** 21081199

Client Project: CCDD 15217050 **Report Date:** 31-Aug-21

SW-846 5035, 8260B, VOLATILE ORGANIC COMPOUNDS BY GC/MS

Batch **181082** **SampType:** **MBLK** Units **mg/Kg**

SampID: MBLK-AL210823A-1

Analyses	Cert	RL	Qual	Result	Spike	SPK Ref Val	%REC	Low Limit	High Limit	Date Analyzed
1,1,1-Trichloroethane	*	0.0020		**ND**						08/23/2021
1,1,2,2-Tetrachloroethane	*	0.0020		**ND**						08/23/2021
1,1,2-Trichloroethane	*	0.0050		**ND**						08/23/2021
1,1-Dichloroethane	*	0.0020		**ND**						08/23/2021
1,1-Dichloroethene	*	0.0020		**ND**						08/23/2021
1,2-Dichloroethane	*	0.0020		**ND**						08/23/2021
1,2-Dichloropropane	*	0.0020		**ND**						08/23/2021
2-Butanone	*	0.0250		**ND**						08/23/2021
2-Hexanone	*	0.0250		**ND**						08/23/2021
4-Methyl-2-pentanone	*	0.0250		**ND**						08/23/2021
Acetone	*	0.0250		**ND**						08/23/2021
Benzene	*	0.0010		**ND**						08/23/2021
Bromodichloromethane	*	0.0020		**ND**						08/23/2021
Bromoform	*	0.0050		**ND**						08/23/2021
Bromomethane	*	0.0100		**ND**						08/23/2021
Carbon disulfide	*	0.0020		**ND**						08/23/2021
Carbon tetrachloride	*	0.0020		**ND**						08/23/2021
Chlorobenzene	*	0.0020		**ND**						08/23/2021
Chloroethane	*	0.0100		**ND**						08/23/2021
Chloroform	*	0.0020		**ND**						08/23/2021
Chloromethane	*	0.0100		**ND**						08/23/2021
cis-1,2-Dichloroethene	*	0.0020		**ND**						08/23/2021
cis-1,3-Dichloropropene	*	0.0020		**ND**						08/23/2021
Dibromochloromethane	*	0.0020		**ND**						08/23/2021
Ethylbenzene	*	0.0020		**ND**						08/23/2021
Methyl tert-butyl ether	*	0.0020		**ND**						08/23/2021
Methylene chloride	*	0.0100		**ND**						08/23/2021
Styrene	*	0.0020		**ND**						08/23/2021
Tetrachloroethene	*	0.0020		**ND**						08/23/2021
Toluene	*	0.0020		**ND**						08/23/2021
trans-1,2-Dichloroethene	*	0.0020		**ND**						08/23/2021
trans-1,3-Dichloropropene	*	0.0020		**ND**						08/23/2021
Trichloroethene	*	0.0020		**ND**						08/23/2021
Vinyl chloride	*	0.0020		**ND**						08/23/2021
Xylenes, Total	*	0.0080		**ND**						08/23/2021
Surr: 1,2-Dichloroethane-d4	*			**49.0**	50.00		98.1	74	124	08/23/2021

Quality Control Results

http://www.teklabinc.com/

Client: Terracon
Client Project: CCDD 15217050

Work Order: 21081199
Report Date: 31-Aug-21

SW-846 5035, 8260B, VOLATILE ORGANIC COMPOUNDS BY GC/MS

Batch **181082** **SampType:** **MBLK** Units **mg/Kg**

SampID: MBLK-AL210823A-1

Analyses	Cert	RL	Qual	Result	Spike	SPK Ref Val	%REC	Low Limit	High Limit	Date Analyzed
Surr: 4-Bromofluorobenzene	*			**50.3**	50.00		100.5	79.4	123	08/23/2021
Surr: Dibromofluoromethane	*			**49.2**	50.00		98.5	89.2	112	08/23/2021
Surr: Toluene-d8	*			**49.8**	50.00		99.6	85	115	08/23/2021

Client: Terracon **Work Order:** 21081199

Client Project: CCDD 15217050 **Report Date:** 31-Aug-21

SW-846 5035, 8260B, VOLATILE ORGANIC COMPOUNDS BY GC/MS

Batch 181082 **SampType:** LCS Units **mg/Kg**

SampID: LCS-AL210823A-1

Analyses	Cert	RL	Qual	Result	Spike	SPK Ref Val	%REC	Low Limit	High Limit	Date Analyzed
1,1,1-Trichloroethane	*	0.0020		**0.0488**	0.0500	0	97.5	75	143	08/23/2021
1,1,2,2-Tetrachloroethane	*	0.0020		**0.0530**	0.0500	0	106.1	78.2	123	08/23/2021
1,1,2-Trichloroethane	*	0.0050		**0.0534**	0.0500	0	106.8	88	121	08/23/2021
1,1-Dichloroethane	*	0.0020		**0.0496**	0.0500	0	99.3	84.5	135	08/23/2021
1,1-Dichloroethene	*	0.0020		**0.0444**	0.0500	0	88.8	64.3	138	08/23/2021
1,2-Dichloroethane	*	0.0020		**0.0508**	0.0500	0	101.6	83.5	130	08/23/2021
1,2-Dichloropropane	*	0.0020		**0.0528**	0.0500	0	105.5	84.8	126	08/23/2021
2-Butanone	*	0.0250		**0.117**	0.125	0	93.7	76.2	131	08/23/2021
2-Hexanone	*	0.0250		**0.128**	0.125	0	102.4	74.6	127	08/23/2021
4-Methyl-2-pentanone	*	0.0250		**0.130**	0.125	0	104.2	78.8	126	08/23/2021
Acetone	*	0.0250		**0.137**	0.125	0	109.8	66.5	148	08/23/2021
Benzene	*	0.0010		**0.0507**	0.0500	0	101.4	80.2	127	08/23/2021
Bromodichloromethane	*	0.0020		**0.0562**	0.0500	0	112.3	86	131	08/23/2021
Bromoform	*	0.0050		**0.0510**	0.0500	0	102.1	80.6	141	08/23/2021
Bromomethane	*	0.0100		**0.0486**	0.0500	0	97.2	31	186	08/23/2021
Carbon disulfide	*	0.0020		**0.0460**	0.0500	0	92.0	60.5	141	08/23/2021
Carbon tetrachloride	*	0.0020		**0.0501**	0.0500	0	100.3	66.7	142	08/23/2021
Chlorobenzene	*	0.0020		**0.0519**	0.0500	0	103.8	82.9	122	08/23/2021
Chloroethane	*	0.0100		**0.0471**	0.0500	0	94.2	62.9	146	08/23/2021
Chloroform	*	0.0020		**0.0536**	0.0500	0	107.3	83.5	126	08/23/2021
Chloromethane	*	0.0100		**0.0421**	0.0500	0	84.2	52.5	156	08/23/2021
cis-1,2-Dichloroethene	*	0.0020		**0.0513**	0.0500	0	102.7	84.4	129	08/23/2021
cis-1,3-Dichloropropene	*	0.0020		**0.0519**	0.0500	0	103.9	85.3	133	08/23/2021
Dibromochloromethane	*	0.0020		**0.0577**	0.0500	0	115.4	85.4	131	08/23/2021
Ethylbenzene	*	0.0020		**0.0571**	0.0500	0	114.2	76.9	127	08/23/2021
Methyl tert-butyl ether	*	0.0020		**0.0497**	0.0500	0	99.5	88.6	129	08/23/2021
Methylene chloride	*	0.0100		**0.0488**	0.0500	0	97.5	78.2	126	08/23/2021
Styrene	*	0.0020		**0.0542**	0.0500	0	108.4	85.9	126	08/23/2021
Tetrachloroethene	*	0.0020		**0.0504**	0.0500	0	100.8	67.1	136	08/23/2021
Toluene	*	0.0020		**0.0517**	0.0500	0	103.4	78.5	122	08/23/2021
trans-1,2-Dichloroethene	*	0.0020		**0.0489**	0.0500	0	97.8	77.7	136	08/23/2021
trans-1,3-Dichloropropene	*	0.0020		**0.0537**	0.0500	0	107.3	86.2	130	08/23/2021
Trichloroethene	*	0.0020		**0.0510**	0.0500	0	102.1	75.6	134	08/23/2021
Vinyl chloride	*	0.0020		**0.0449**	0.0500	0	89.8	46.6	154	08/23/2021
Xylenes, Total	*	0.0080		**0.180**	0.150	0	120.2	78.3	126	08/23/2021
Surr: 1,2-Dichloroethane-d4	*			**48.4**	50.00		96.9	74	124	08/23/2021

Client: Terracon **Work Order:** 21081199

Client Project: CCDD 15217050 **Report Date:** 31-Aug-21

SW-846 5035, 8260B, VOLATILE ORGANIC COMPOUNDS BY GC/MS

Batch **181082** **SampType:** **LCS** Units **mg/Kg**

SampID: LCS-AL210823A-1

Analyses	Cert	RL	Qual	Result	Spike	SPK Ref Val	%REC	Low Limit	High Limit	Date Analyzed
Surr: 4-Bromofluorobenzene	*			**49.3**	50.00		98.5	79.4	123	08/23/2021
Surr: Dibromofluoromethane	*			**49.8**	50.00		99.7	89.2	112	08/23/2021
Surr: Toluene-d8	*			**50.3**	50.00		100.6	85	115	08/23/2021

Client: Terracon **Work Order:** 21081199

Client Project: CCDD 15217050 **Report Date:** 31-Aug-21

SW-846 5035, 8260B, VOLATILE ORGANIC COMPOUNDS BY GC/MS

Batch **181082** **SampType:** **LCSD** Units **mg/Kg** RPD Limit **40**

SampID: LCSD-AL210823A-1

Analyses	Cert	RL	Qual	Result	Spike	SPK Ref Val	%REC	RPD Ref Val	%RPD	Date Analyzed
1,1,1-Trichloroethane	*	0.0020		**0.0489**	0.0500	0	97.9	0.0488	0.33	08/23/2021
1,1,2,2-Tetrachloroethane	*	0.0020		**0.0515**	0.0500	0	103.0	0.0530	2.95	08/23/2021
1,1,2-Trichloroethane	*	0.0050		**0.0530**	0.0500	0	106.0	0.0534	0.70	08/23/2021
1,1-Dichloroethane	*	0.0020		**0.0503**	0.0500	0	100.6	0.0496	1.30	08/23/2021
1,1-Dichloroethene	*	0.0020		**0.0444**	0.0500	0	88.8	0.0444	0.05	08/23/2021
1,2-Dichloroethane	*	0.0020		**0.0502**	0.0500	0	100.5	0.0508	1.11	08/23/2021
1,2-Dichloropropane	*	0.0020		**0.0526**	0.0500	0	105.3	0.0528	0.25	08/23/2021
2-Butanone	*	0.0250		**0.120**	0.125	0	96.0	0.117	2.45	08/23/2021
2-Hexanone	*	0.0250		**0.129**	0.125	0	103.1	0.128	0.69	08/23/2021
4-Methyl-2-pentanone	*	0.0250		**0.130**	0.125	0	103.7	0.130	0.45	08/23/2021
Acetone	*	0.0250		**0.142**	0.125	0	113.8	0.137	3.59	08/23/2021
Benzene	*	0.0010		**0.0505**	0.0500	0	100.9	0.0507	0.45	08/23/2021
Bromodichloromethane	*	0.0020		**0.0561**	0.0500	0	112.2	0.0562	0.16	08/23/2021
Bromoform	*	0.0050		**0.0508**	0.0500	0	101.6	0.0510	0.47	08/23/2021
Bromomethane	*	0.0100		**0.0486**	0.0500	0	97.1	0.0486	0.06	08/23/2021
Carbon disulfide	*	0.0020		**0.0456**	0.0500	0	91.2	0.0460	0.83	08/23/2021
Carbon tetrachloride	*	0.0020		**0.0511**	0.0500	0	102.2	0.0501	1.88	08/23/2021
Chlorobenzene	*	0.0020		**0.0525**	0.0500	0	105.0	0.0519	1.09	08/23/2021
Chloroethane	*	0.0100		**0.0474**	0.0500	0	94.8	0.0471	0.68	08/23/2021
Chloroform	*	0.0020		**0.0539**	0.0500	0	107.8	0.0536	0.45	08/23/2021
Chloromethane	*	0.0100		**0.0427**	0.0500	0	85.4	0.0421	1.42	08/23/2021
cis-1,2-Dichloroethene	*	0.0020		**0.0518**	0.0500	0	103.6	0.0513	0.87	08/23/2021
cis-1,3-Dichloropropene	*	0.0020		**0.0521**	0.0500	0	104.2	0.0519	0.27	08/23/2021
Dibromochloromethane	*	0.0020		**0.0576**	0.0500	0	115.1	0.0577	0.21	08/23/2021
Ethylbenzene	*	0.0020		**0.0565**	0.0500	0	113.0	0.0571	1.06	08/23/2021
Methyl tert-butyl ether	*	0.0020		**0.0499**	0.0500	0	99.9	0.0497	0.38	08/23/2021
Methylene chloride	*	0.0100		**0.0481**	0.0500	0	96.3	0.0488	1.32	08/23/2021
Styrene	*	0.0020		**0.0540**	0.0500	0	108.0	0.0542	0.43	08/23/2021
Tetrachloroethene	*	0.0020		**0.0502**	0.0500	0	100.5	0.0504	0.32	08/23/2021
Toluene	*	0.0020		**0.0520**	0.0500	0	103.9	0.0517	0.50	08/23/2021
trans-1,2-Dichloroethene	*	0.0020		**0.0489**	0.0500	0	97.8	0.0489	0.00	08/23/2021
trans-1,3-Dichloropropene	*	0.0020		**0.0531**	0.0500	0	106.3	0.0537	0.97	08/23/2021
Trichloroethene	*	0.0020		**0.0512**	0.0500	0	102.4	0.0510	0.27	08/23/2021
Vinyl chloride	*	0.0020		**0.0447**	0.0500	0	89.3	0.0449	0.51	08/23/2021
Xylenes, Total	*	0.0080		**0.178**	0.150	0	118.9	0.180	1.11	08/23/2021
Surr: 1,2-Dichloroethane-d4	*			**48.4**	50.00		96.7			08/23/2021

Client: Terracon **Work Order:** 21081199

Client Project: CCDD 15217050 **Report Date:** 31-Aug-21

SW-846 5035, 8260B, VOLATILE ORGANIC COMPOUNDS BY GC/MS

Batch **181082** **SampType:** **LCSD** Units **mg/Kg** RPD Limit **40**

SampID: LCSD-AL210823A-1

Analyses	Cert	RL	Qual	Result	Spike	SPK Ref Val	%REC	RPD Ref Val	%RPD	Date Analyzed
Surr: 4-Bromofluorobenzene	*			**47.9**	50.00		95.7			08/23/2021
Surr: Dibromofluoromethane	*			**50.6**	50.00		101.1			08/23/2021
Surr: Toluene-d8	*			**50.6**	50.00		101.1			08/23/2021

Client: Terracon **Work Order:** 21081199

Client Project: CCDD 15217050 **Report Date:** 31-Aug-21

SW-846 5035, 8260B, VOLATILE ORGANIC COMPOUNDS BY GC/MS

Batch **181108** **SampType:** **MBLK** Units **mg/Kg**

SampID: MBLK-AL210824A-1

Analyses	Cert	RL	Qual	Result	Spike	SPK Ref Val	%REC	Low Limit	High Limit	Date Analyzed
1,1,1-Trichloroethane	*	0.0020		**ND**						08/24/2021
1,1,2,2-Tetrachloroethane	*	0.0020		**ND**						08/24/2021
1,1,2-Trichloroethane	*	0.0050		**ND**						08/24/2021
1,1-Dichloroethane	*	0.0020		**ND**						08/24/2021
1,1-Dichloroethene	*	0.0020		**ND**						08/24/2021
1,2-Dichloroethane	*	0.0020		**ND**						08/24/2021
1,2-Dichloropropane	*	0.0020		**ND**						08/24/2021
2-Butanone	*	0.0250		**ND**						08/24/2021
2-Hexanone	*	0.0250		**ND**						08/24/2021
4-Methyl-2-pentanone	*	0.0250		**ND**						08/24/2021
Acetone	*	0.0250		**ND**						08/24/2021
Benzene	*	0.0010		**ND**						08/24/2021
Bromodichloromethane	*	0.0020		**ND**						08/24/2021
Bromoform	*	0.0050		**ND**						08/24/2021
Bromomethane	*	0.0100		**ND**						08/24/2021
Carbon disulfide	*	0.0020		**ND**						08/24/2021
Carbon tetrachloride	*	0.0020		**ND**						08/24/2021
Chlorobenzene	*	0.0020		**ND**						08/24/2021
Chloroethane	*	0.0100		**ND**						08/24/2021
Chloroform	*	0.0020		**ND**						08/24/2021
Chloromethane	*	0.0100		**ND**						08/24/2021
cis-1,2-Dichloroethene	*	0.0020		**ND**						08/24/2021
cis-1,3-Dichloropropene	*	0.0020		**ND**						08/24/2021
Dibromochloromethane	*	0.0020		**ND**						08/24/2021
Ethylbenzene	*	0.0020		**ND**						08/24/2021
Methyl tert-butyl ether	*	0.0020		**ND**						08/24/2021
Methylene chloride	*	0.0100		**ND**						08/24/2021
Styrene	*	0.0020		**ND**						08/24/2021
Tetrachloroethene	*	0.0020		**ND**						08/24/2021
Toluene	*	0.0020		**ND**						08/24/2021
trans-1,2-Dichloroethene	*	0.0020		**ND**						08/24/2021
trans-1,3-Dichloropropene	*	0.0020		**ND**						08/24/2021
Trichloroethene	*	0.0020		**ND**						08/24/2021
Vinyl chloride	*	0.0020		**ND**						08/24/2021
Xylenes, Total	*	0.0080		**ND**						08/24/2021
Surr: 1,2-Dichloroethane-d4	*			**48.1**	50.00		96.3	74	124	08/24/2021

Client: Terracon **Work Order:** 21081199

Client Project: CCDD 15217050 **Report Date:** 31-Aug-21

SW-846 5035, 8260B, VOLATILE ORGANIC COMPOUNDS BY GC/MS

Batch **181108** **SampType:** **MBLK** Units **mg/Kg**

SampID: MBLK-AL210824A-1

Analyses	Cert	RL	Qual	Result	Spike	SPK Ref Val	%REC	Low Limit	High Limit	Date Analyzed
Surr: 4-Bromofluorobenzene	*			**50.1**	50.00		100.2	79.4	123	08/24/2021
Surr: Dibromofluoromethane	*			**48.3**	50.00		96.6	89.2	112	08/24/2021
Surr: Toluene-d8	*			**51.3**	50.00		102.5	85	115	08/24/2021

Client: Terracon **Work Order:** 21081199

Client Project: CCDD 15217050 **Report Date:** 31-Aug-21

SW-846 5035, 8260B, VOLATILE ORGANIC COMPOUNDS BY GC/MS

Batch **181108** **SampType:** **LCS** Units **mg/Kg**

SampID: LCS-AL210824A-1

Analyses	Cert	RL	Qual	Result	Spike	SPK Ref Val	%REC	Low Limit	High Limit	Date Analyzed
1,1,1-Trichloroethane	*	0.0020		**0.0472**	0.0500	0	94.4	75	143	08/24/2021
1,1,2,2-Tetrachloroethane	*	0.0020		**0.0561**	0.0500	0	112.2	78.2	123	08/24/2021
1,1,2-Trichloroethane	*	0.0050		**0.0554**	0.0500	0	110.8	88	121	08/24/2021
1,1-Dichloroethane	*	0.0020		**0.0489**	0.0500	0	97.9	84.5	135	08/24/2021
1,1-Dichloroethene	*	0.0020		**0.0426**	0.0500	0	85.1	64.3	138	08/24/2021
1,2-Dichloroethane	*	0.0020		**0.0522**	0.0500	0	104.4	83.5	130	08/24/2021
1,2-Dichloropropane	*	0.0020		**0.0532**	0.0500	0	106.4	84.8	126	08/24/2021
2-Butanone	*	0.0250		**0.130**	0.125	0	103.7	76.2	131	08/24/2021
2-Hexanone	*	0.0250		**0.139**	0.125	0	111.3	74.6	127	08/24/2021
4-Methyl-2-pentanone	*	0.0250		**0.138**	0.125	0	110.6	78.8	126	08/24/2021
Acetone	*	0.0250		**0.141**	0.125	0	112.6	66.5	148	08/24/2021
Benzene	*	0.0010		**0.0490**	0.0500	0	98.0	80.2	127	08/24/2021
Bromodichloromethane	*	0.0020		**0.0562**	0.0500	0	112.4	86	131	08/24/2021
Bromoform	*	0.0050		**0.0525**	0.0500	0	105.0	80.6	141	08/24/2021
Bromomethane	*	0.0100		**0.0466**	0.0500	0	93.2	31	186	08/24/2021
Carbon disulfide	*	0.0020		**0.0421**	0.0500	0	84.3	60.5	141	08/24/2021
Carbon tetrachloride	*	0.0020		**0.0484**	0.0500	0	96.9	66.7	142	08/24/2021
Chlorobenzene	*	0.0020		**0.0498**	0.0500	0	99.7	82.9	122	08/24/2021
Chloroethane	*	0.0100		**0.0462**	0.0500	0	92.5	62.9	146	08/24/2021
Chloroform	*	0.0020		**0.0522**	0.0500	0	104.3	83.5	126	08/24/2021
Chloromethane	*	0.0100		**0.0407**	0.0500	0	81.3	52.5	156	08/24/2021
cis-1,2-Dichloroethene	*	0.0020		**0.0498**	0.0500	0	99.6	84.4	129	08/24/2021
cis-1,3-Dichloropropene	*	0.0020		**0.0520**	0.0500	0	103.9	85.3	133	08/24/2021
Dibromochloromethane	*	0.0020		**0.0589**	0.0500	0	117.7	85.4	131	08/24/2021
Ethylbenzene	*	0.0020		**0.0521**	0.0500	0	104.1	76.9	127	08/24/2021
Methyl tert-butyl ether	*	0.0020		**0.0522**	0.0500	0	104.5	88.6	129	08/24/2021
Methylene chloride	*	0.0100		**0.0469**	0.0500	0	93.8	78.2	126	08/24/2021
Styrene	*	0.0020		**0.0518**	0.0500	0	103.5	85.9	126	08/24/2021
Tetrachloroethene	*	0.0020		**0.0462**	0.0500	0	92.4	67.1	136	08/24/2021
Toluene	*	0.0020		**0.0496**	0.0500	0	99.2	78.5	122	08/24/2021
trans-1,2-Dichloroethene	*	0.0020		**0.0461**	0.0500	0	92.3	77.7	136	08/24/2021
trans-1,3-Dichloropropene	*	0.0020		**0.0544**	0.0500	0	108.9	86.2	130	08/24/2021
Trichloroethene	*	0.0020		**0.0478**	0.0500	0	95.7	75.6	134	08/24/2021
Vinyl chloride	*	0.0020		**0.0415**	0.0500	0	83.1	46.6	154	08/24/2021
Xylenes, Total	*	0.0080		**0.162**	0.150	0	108.2	78.3	126	08/24/2021
Surr: 1,2-Dichloroethane-d4	*			**49.6**	50.00		99.2	74	124	08/24/2021

Client: Terracon **Work Order:** 21081199

Client Project: CCDD 15217050 **Report Date:** 31-Aug-21

SW-846 5035, 8260B, VOLATILE ORGANIC COMPOUNDS BY GC/MS

Batch **181108** **SampType:** **LCS** Units **mg/Kg**

SampID: LCS-AL210824A-1

Analyses	Cert	RL	Qual	Result	Spike	SPK Ref Val	%REC	Low Limit	High Limit	Date Analyzed
Surr: 4-Bromofluorobenzene	*			**49.1**	50.00		98.2	79.4	123	08/24/2021
Surr: Dibromofluoromethane	*			**50.3**	50.00		100.6	89.2	112	08/24/2021
Surr: Toluene-d8	*			**50.9**	50.00		101.8	85	115	08/24/2021

Client: Terracon **Work Order:** 21081199

Client Project: CCDD 15217050 **Report Date:** 31-Aug-21

SW-846 5035, 8260B, VOLATILE ORGANIC COMPOUNDS BY GC/MS

Batch **181108** **SampType:** **LCSD** Units **mg/Kg** RPD Limit **40**

SampID: LCSD-AL210824A-1

Analyses	Cert	RL	Qual	Result	Spike	SPK Ref Val	%REC	RPD Ref Val	%RPD	Date Analyzed
1,1,1-Trichloroethane	*	0.0020		**0.0469**	0.0500	0	93.8	0.0472	0.68	08/24/2021
1,1,2,2-Tetrachloroethane	*	0.0020		**0.0565**	0.0500	0	113.0	0.0561	0.67	08/24/2021
1,1,2-Trichloroethane	*	0.0050		**0.0554**	0.0500	0	110.7	0.0554	0.02	08/24/2021
1,1-Dichloroethane	*	0.0020		**0.0484**	0.0500	0	96.8	0.0489	1.11	08/24/2021
1,1-Dichloroethene	*	0.0020		**0.0422**	0.0500	0	84.4	0.0426	0.87	08/24/2021
1,2-Dichloroethane	*	0.0020		**0.0517**	0.0500	0	103.4	0.0522	1.00	08/24/2021
1,2-Dichloropropane	*	0.0020		**0.0520**	0.0500	0	104.0	0.0532	2.28	08/24/2021
2-Butanone	*	0.0250		**0.124**	0.125	0	99.3	0.130	4.37	08/24/2021
2-Hexanone	*	0.0250		**0.138**	0.125	0	110.6	0.139	0.71	08/24/2021
4-Methyl-2-pentanone	*	0.0250		**0.139**	0.125	0	111.1	0.138	0.51	08/24/2021
Acetone	*	0.0250		**0.134**	0.125	0	107.4	0.141	4.75	08/24/2021
Benzene	*	0.0010		**0.0486**	0.0500	0	97.3	0.0490	0.76	08/24/2021
Bromodichloromethane	*	0.0020		**0.0555**	0.0500	0	111.0	0.0562	1.24	08/24/2021
Bromoform	*	0.0050		**0.0538**	0.0500	0	107.5	0.0525	2.41	08/24/2021
Bromomethane	*	0.0100		**0.0474**	0.0500	0	94.7	0.0466	1.68	08/24/2021
Carbon disulfide	*	0.0020		**0.0419**	0.0500	0	83.7	0.0421	0.64	08/24/2021
Carbon tetrachloride	*	0.0020		**0.0481**	0.0500	0	96.1	0.0484	0.79	08/24/2021
Chlorobenzene	*	0.0020		**0.0512**	0.0500	0	102.3	0.0498	2.61	08/24/2021
Chloroethane	*	0.0100		**0.0438**	0.0500	0	87.5	0.0462	5.51	08/24/2021
Chloroform	*	0.0020		**0.0514**	0.0500	0	102.7	0.0522	1.51	08/24/2021
Chloromethane	*	0.0100		**0.0402**	0.0500	0	80.3	0.0407	1.26	08/24/2021
cis-1,2-Dichloroethene	*	0.0020		**0.0496**	0.0500	0	99.2	0.0498	0.34	08/24/2021
cis-1,3-Dichloropropene	*	0.0020		**0.0515**	0.0500	0	102.9	0.0520	0.95	08/24/2021
Dibromochloromethane	*	0.0020		**0.0598**	0.0500	0	119.6	0.0589	1.57	08/24/2021
Ethylbenzene	*	0.0020		**0.0531**	0.0500	0	106.2	0.0521	1.94	08/24/2021
Methyl tert-butyl ether	*	0.0020		**0.0512**	0.0500	0	102.4	0.0522	1.99	08/24/2021
Methylene chloride	*	0.0100		**0.0454**	0.0500	0	90.8	0.0469	3.32	08/24/2021
Styrene	*	0.0020		**0.0526**	0.0500	0	105.2	0.0518	1.55	08/24/2021
Tetrachloroethene	*	0.0020		**0.0467**	0.0500	0	93.4	0.0462	1.12	08/24/2021
Toluene	*	0.0020		**0.0505**	0.0500	0	101.0	0.0496	1.88	08/24/2021
trans-1,2-Dichloroethene	*	0.0020		**0.0462**	0.0500	0	92.3	0.0461	0.09	08/24/2021
trans-1,3-Dichloropropene	*	0.0020		**0.0546**	0.0500	0	109.1	0.0544	0.24	08/24/2021
Trichloroethene	*	0.0020		**0.0478**	0.0500	0	95.6	0.0478	0.06	08/24/2021
Vinyl chloride	*	0.0020		**0.0416**	0.0500	0	83.1	0.0415	0.02	08/24/2021
Xylenes, Total	*	0.0080		**0.163**	0.150	0	108.8	0.162	0.61	08/24/2021
Surr: 1,2-Dichloroethane-d4	*			**48.5**	50.00		97.0			08/24/2021

Client: Terracon **Work Order:** 21081199

Client Project: CCDD 15217050 **Report Date:** 31-Aug-21

SW-846 5035, 8260B, VOLATILE ORGANIC COMPOUNDS BY GC/MS

Batch 181108 **SampType:** LCSD Units **mg/Kg** RPD Limit **40**

SampID: LCSD-AL210824A-1

Analyses	Cert	RL	Qual	Result	Spike	SPK Ref Val	%REC	RPD Ref Val	%RPD	Date Analyzed
Surr: 4-Bromofluorobenzene	*			**48.7**	50.00		97.5			08/24/2021
Surr: Dibromofluoromethane	*			**50.3**	50.00		100.6			08/24/2021
Surr: Toluene-d8	*			**51.4**	50.00		102.8			08/24/2021

Batch 181108 **SampType:** MS Units **mg/Kg-dry**

SampID: 21081009-005DMS

Analyses	Cert	RL	Qual	Result	Spike	SPK Ref Val	%REC	Low Limit	High Limit	Date Analyzed
Benzene		0.0199		**3.69**	0.993	2.46	123.4	1	184	08/24/2021
Ethylbenzene		0.0397		**1.30**	0.993	0.0471	126.5	1	217	08/24/2021
Toluene		0.0397		**1.23**	0.993	0.0487	119.3	1	191	08/24/2021
Xylenes, Total		0.159		**2.64**	1.99	0.212	122.1	1	211	08/24/2021
Surr: 1,2-Dichloroethane-d4	*			**949**	993.2		95.5	74	124	08/24/2021
Surr: 4-Bromofluorobenzene	*			**960**	993.2		96.6	79.4	123	08/24/2021
Surr: Dibromofluoromethane	*			**933**	993.2		93.9	89.2	112	08/24/2021
Surr: Toluene-d8	*			**1000**	993.2		100.7	85	115	08/24/2021

Batch 181108 **SampType:** MSD Units **mg/Kg-dry** RPD Limit **20**

SampID: 21081009-005DMSD

Analyses	Cert	RL	Qual	Result	Spike	SPK Ref Val	%REC	RPD Ref Val	%RPD	Date Analyzed
Benzene		0.0199		**3.74**	0.993	2.46	129.0	3.69	1.49	08/24/2021
Ethylbenzene		0.0397		**1.36**	0.993	0.0471	132.4	1.30	4.40	08/24/2021
Toluene		0.0397		**1.29**	0.993	0.0487	124.8	1.23	4.33	08/24/2021
Xylenes, Total		0.159		**2.73**	1.99	0.212	127.0	2.64	3.58	08/24/2021
Surr: 1,2-Dichloroethane-d4	*			**916**	993.2		92.3			08/24/2021
Surr: 4-Bromofluorobenzene	*			**954**	993.2		96.0			08/24/2021
Surr: Dibromofluoromethane	*			**914**	993.2		92.0			08/24/2021
Surr: Toluene-d8	*			**1010**	993.2		101.9			08/24/2021

Receiving Check List

http://www.teklabinc.com/

Client: Terracon
Client Project: CCDD 15217050

Work Order: 21081199
Report Date: 31-Aug-21

Carrier: Jessica Middleton

Received By: PRY

Completed by: Mary E. Kemp
On: 19-Aug-21

Reviewed by: Elizabeth A. Hurley
On: 19-Aug-21

Pages to follow: Chain of custody 2 Extra pages included 0

Shipping container/cooler in good condition?	Yes ☑	No ☐	Not Present ☐	Temp °C 5.2
Type of thermal preservation?	None ☐	Ice ☑	Blue Ice ☐	Dry Ice ☐
Chain of custody present?	Yes ☑	No ☐		
Chain of custody signed when relinquished and received?	Yes ☑	No ☐		
Chain of custody agrees with sample labels?	Yes ☑	No ☐		
Samples in proper container/bottle?	Yes ☑	No ☐		
Sample containers intact?	Yes ☑	No ☐		
Sufficient sample volume for indicated test?	Yes ☑	No ☐		
All samples received within holding time?	Yes ☑	No ☐		
Reported field parameters measured:	Field ☐	Lab ☐	NA ☑	
Container/Temp Blank temperature in compliance?	Yes ☑	No ☐		

When thermal preservation is required, samples are compliant with a temperature between 0.1°C - 6.0°C, or when samples are received on ice the same day as collected.

Water – at least one vial per sample has zero headspace?	Yes ☐	No ☐	No VOA vials ☑
Water - TOX containers have zero headspace?	Yes ☐	No ☐	No TOX containers ☑
Water - pH acceptable upon receipt?	Yes ☐	No ☐	NA ☑
NPDES/CWA TCN interferences checked/treated in the field?	Yes ☐	No ☐	NA ☑

Any No responses must be detailed below or on the COC.

Samples requiring pH should be analyzed as soon as possible after collection. Samples submitted for pH analysis are analyzed as soon as practicable upon arrival at the laboratory. - MKemp - 8/19/2021 4:11:17 PM

CHAIN OF CUSTODY

pg. ____ of ____ Work order # 21081199

TEKLAB, INC. 5445 Horseshoe Lake Road - Collinsville, IL 62234 - Phone: (618) 344-1004 - Fax: (618) 344-1005

Client: Terracon
Address: 11600 Lilburn Park Rd.
City / State / Zip St. Louis, MO 63146
Contact: Karen T. Rieken **Phone:** (314) 692 5597
E-Mail: Karen.Rieken@terracon.com **Fax:** (314) 692 8810

Samples on: ☒ ICE ☐ BLUE ICE ☐ NO ICE 5.2 °C LTG# 3
Preserved in: ☒ LAB ☐ FIELD
FOR LAB USE ONLY
Lab Notes

Client Comments:
Metals: Al Sb As Ba Be Cd Ca Cr Co Cu Fe Pb Mg Mn Ni K Se Ag Na Tl V Zn Hg

Are these samples known to be involved in litigation? If yes, a surcharge will apply ☐ Yes ☒ No
Are these samples known to be hazardous? ☐ Yes ☒ No
Are there any required reporting limits to be met on the requested analysis?. If yes, please provide limits in the comment section. ☐ Yes ☒ No

Project Name/Number CCDD 15217050
Sample Collector's Name Jessica Middleton
Results Requested ☒ Standard ☐ 1-2 Day (100% Surcharge) ☐ Other ____ ☐ 3 Day (50% Surcharge)
Billing Instructions

Lab Use Only	Sample Identification	Date/Time Sampled	# and Type of Containers: UNPRES	HNO3	NaOH	H2SO4	HCL	MeOH	NaHSO4	OTHER	MATRIX: Aqueous	Drinking Water	Soil	Sludge	Special Waste	Groundwater	INDICATE ANALYSIS REQUESTED: Pest/PCB	pH	TAL Metals	TCL SVOC	TCL VOC	TCLP Al Fe
21081199-001	B-9 (9.5-15)	8/19/21 1715	2					1	2				✓				—	—	—	—	—	—
002	B-10 (7.5-15)	8/19/21 1640	1					1	1				✓				—	—	—	—	—	—
003	B-6 (0-5)	8/18/21 1730	1					1	1				✓				—	—	—	—	—	—
004	B-4 (1.5-5.5)	8/19/21 1150	1					1	1				✓				—	—	—	—	—	—
005	B-5 (1.5-5.5)	8/19/21 1200	1					1	1				✓				—	—	—	—	—	—
006	B-12 (1.5-6.5)	8/19/21 1215	1					1	1				✓				—	—	—	—	—	—
007	B-1 (1.5-5.5)	8/19/21 1230	1					1	1				✓				—	—	—	—	—	—
008	B-13 (1.5-6.5)	8/19/21 1245	1					1	1				✓				—	—	—	—	—	—
009	B-8 (1.5-6.5)	8/19/21 1255	1					1	1				✓				—	—	—	—	—	—
010	B-11 (1.5-6.5)	8/19/21 1305	1					1	1				✓				—	—	—	—	—	—

Relinquished By	Date/Time	Received By	Date/Time
Jessica Middleton	8/19/21 15:15	[illegible]	8/19/21 1515

The individual signing this agreement on behalf of the client, acknowledges that he/she has read and understands the terms and conditions of this agreement, and that he/she has the authority to sign on behalf of the client. See www.teklabinc.com for terms and conditions.

BottleOrder: 67414

CHAIN OF CUSTODY

pg. ____ of ____ Work order # 21081199

TEKLAB, INC. 5445 Horseshoe Lake Road - Collinsville, IL 62234 - Phone: (618) 344-1004 - Fax: (618) 344-1005

Client: Terracon
Address: 11600 Lilburn Park Rd.
City / State / Zip St. Louis, MO 63146
Contact: Karen T. Rieken **Phone:** (314) 692 5597
E-Mail: Karen.Rieken@terracon.com **Fax:** (314) 692 8810

Samples on: ☒ ICE ☒ BLUE ICE ☒ NO ICE 5.2 °C LTG# 3
Preserved in: ☒ LAB ☒ FIELD
FOR LAB USE ONLY
Lab Notes

Client Comments:
Metals: Al Sb As Ba Be Cd Ca Cr Co Cu Fe Pb Mg Mn Ni K Se Ag Na Tl V Zn Hg

Are these samples known to be involved in litigation? If yes, a surcharge will apply ☐ Yes ☒ No
Are these samples known to be hazardous? ☐ Yes ☒ No
Are there any required reporting limits to be met on the requested analysis?. If yes, please provide limits in the comment section. ☐ Yes ☒ No

Project Name/Number CCDD 15217050
Sample Collector's Name Jessica Middleton
Results Requested ☒ Standard ☐ 1-2 Day (100% Surcharge) ☐ Other ____ ☐ 3 Day (50% Surcharge)
Billing Instructions

Lab Use Only	Sample Identification	Date/Time Sampled	UNPRES	HNO3	NaOH	H2SO4	HCL	MeOH	NaHSO4	OTHER	Aqueous	Drinking Water	Soil	Sludge	Special Waste	Groundwater	Pest/PCB	pH	TAL Metals	TCL SVOC	TCL VOC	TCLP Al Fe
21081199-011	B-2 (1.5-6.5)	8/19/21 1315	2					1	2				1				—	—	—	—	—	—
-012	B-2 (3-8)	8/19/21 1325	2					1	2				1				—	—	—	—	—	—
-013	B-3 (1.5-8)	8/19/21 1335	2					1	2				1				—	—	—	—	—	—

Relinquished By	Date/Time	Received By	Date/Time
Jessica Middleton	8/19/21 15:15	[illegible]	8/19/21 1915

The individual signing this agreement on behalf of the client, acknowledges that he/she has read and understands the terms and conditions of this agreement, and that he/she has the authority to sign on behalf of the client. See www.teklabinc.com for terms and conditions.

BottleOrder: 67414

APPENDIX E – ANALYTICAL REPORT AND CHAIN OF CUSTODY-LANDFILL

September 14, 2021

Karen T. Rieken
Terracon
11600 Lilburn Park Rd.
St. Louis, MO 63146
TEL: (314) 692 5597
FAX: (314) 692 8810

Illinois	100226
Kansas	E-10374
Louisiana	05002
Louisiana	05003
Oklahoma	9978

RE: Landfill 15217050 **WorkOrder:** 21081200

Dear Karen T. Rieken:

TEKLAB, INC received 13 samples on 8/19/2021 3:15:00 PM for the analysis presented in the following report.

Samples are analyzed on an as received basis unless otherwise requested and documented. The sample results contained in this report relate only to the requested analytes of interest as directed on the chain of custody. NELAP accredited fields of testing are indicated by the letters NELAP under the Certification column. Unless otherwise documented within this report, Teklab Inc. analyzes samples utilizing the most current methods in compliance with 40CFR. All tests are performed in the Collinsville, IL laboratory unless otherwise noted in the Case Narrative.

All quality control criteria applicable to the test methods employed for this project have been satisfactorily met and are in accordance with NELAP except where noted. The following report shall not be reproduced, except in full, without the written approval of Teklab, Inc.

If you have any questions regarding these tests results, please feel free to call.

Sincerely,

Marvin L. Darling II

Marvin L. Darling
Project Manager
(618)344-1004 ex 41
mdarling@teklabinc.com

Report Contents

http://www.teklabinc.com/

Client: Terracon

Client Project: Landfill 15217050

Work Order: 21081200

Report Date: 14-Sep-21

This reporting package includes the following:

Cover Letter	1
Report Contents	2
Definitions	3
Case Narrative	5
Accreditations	6
Laboratory Results	7
Quality Control Results	20
Receiving Check List	37
Chain of Custody	Appended

Definitions

Client: Terracon **Work Order:** 21081200

Client Project: Landfill 15217050 **Report Date:** 14-Sep-21

Abbr	Definition
*	Analytes on report marked with an asterisk are not NELAP accredited
CCV	Continuing calibration verification is a check of a standard to determine the state of calibration of an instrument between recalibration.
CRQL	A Client Requested Quantitation Limit is a reporting limit that varies according to customer request. The CRQL may not be less than the MDL.
DF	Dilution factor is the dilution performed during analysis only and does not take into account any dilutions made during sample preparation. The reported result is final and includes all dilution factors.
DNI	Did not ignite
DUP	Laboratory duplicate is a replicate aliquot prepared under the same laboratory conditions and independently analyzed to obtain a measure of precision.
ICV	Initial calibration verification is a check of a standard to determine the state of calibration of an instrument before sample analysis is initiated.
IDPH	IL Dept. of Public Health
LCS	Laboratory control sample is a sample matrix, free from the analytes of interest,spiked with verified known amounts of analytes and analyzed exactly like a sample to establish intra-laboratory or analyst specific precision and bias or to assess the performance of all or a portion of the measurement system.
LCSD	Laboratory control sample duplicate is a replicate laboratory control sample that is prepared and analyzed in order to determine the precision of the approved test method. The acceptable recovery range is listed in the QC Package (provided upon request).
MBLK	Method blank is a sample of a matrix similar to the batch of associated sample (when available) that is free from the analytes of interest and is processed simultaneously with and under the same conditions as samples through all steps of the analytical procedures, and in which no target analytes or interferences should present at concentrations that impact the analytical results for sample analyses.
MDL	"The method detection limit is defined as the minimum measured concentration of a substance that can be reported with 99% confidence that the measured concentration is distinguishable from method blank results."
MS	Matrix spike is an aliquot of matrix fortified (spiked) with known quantities of specific analytes that is subjected to the entire analytical procedures in order to determine the effect of the matrix on an approved test method's recovery system. The acceptable recovery range is listed in the QC Package (provided upon request).
MSD	Matrix spike duplicate means a replicate matrix spike that is prepared and analyzed in order to determine the precision of the approved test method. The acceptable recovery range is listed in the QC Package (provided upon request).
MW	Molecular weight
NC	Data is not acceptable for compliance purposes
ND	Not Detected at the Reporting Limit
NELAP	NELAP Accredited
PQL	Practical quantitation limit means the lowest level that can be reliably achieved within specified limits of precision and accuracy during routine laboratory operation conditions.
RL	The reporting limit the lowest level that the data is displayed in the final report. The reporting limit may vary according to customer request or sample dilution. The reporting limit may not be less than the MDL.
RPD	Relative percent difference is a calculated difference between two recoveries (ie. MS/MSD). The acceptable recovery limit is listed in the QC Package (provided upon request).
SPK	The spike is a known mass of target analyte added to a blank sample or sub-sample; used to determine recovery deficiency or for other quality control purposes.
Surr	Surrogates are compounds which are similar to the analytes of interest in chemical composition and behavior in the analytical process, but which are not normally found in environmental samples.
TIC	Tentatively identified compound: Analytes tentatively identified in the sample by using a library search. Only results not in the calibration standard will be reported as tentatively identified compounds. Results for tentatively identified compounds that are not present in the calibration standard, but are assigned a specific chemical name based upon the library search, are calculated using total peak areas from reconstructed ion chromatograms and a response factor of one. The nearest Internal Standard is used for the calculation. The results of any TICs must be considered estimated, and are flagged with a "T". If the estimated result is above the calibration range it is flagged "ET"
TNTC	Too numerous to count (> 200 CFU)

Definitions

Client: Terracon

Work Order: 21081200

Client Project: Landfill 15217050

Report Date: 14-Sep-21

Qualifiers

# -	Unknown hydrocarbon	B -	Analyte detected in associated Method Blank
C -	RL shown is a Client Requested Quantitation Limit	E -	Value above quantitation range
H -	Holding times exceeded	I -	Associated internal standard was outside method criteria
J -	Analyte detected below quantitation limits	M -	Manual Integration used to determine area response
ND -	Not Detected at the Reporting Limit	R -	RPD outside accepted recovery limits
S -	Spike Recovery outside recovery limits	T -	TIC(Tentatively identified compound)
X -	Value exceeds Maximum Contaminant Level		

Case Narrative

http://www.teklabinc.com/

Client: Terracon

Client Project: Landfill 15217050

Work Order: 21081200

Report Date: 14-Sep-21

Cooler Receipt Temp: 5.2 °C

Locations

Collinsville

Address 5445 Horseshoe Lake Road
Collinsville, IL 62234-7425
Phone (618) 344-1004
Fax (618) 344-1005
Email jhriley@teklabinc.com

Springfield

Address 3920 Pintail Dr
Springfield, IL 62711-9415
Phone (217) 698-1004
Fax (217) 698-1005
Email KKlostermann@teklabinc.com

Kansas City

Address 8421 Nieman Road
Lenexa, KS 66214
Phone (913) 541-1998
Fax (913) 541-1998
Email jhriley@teklabinc.com

Collinsville Air

Address 5445 Horseshoe Lake Road
Collinsville, IL 62234-7425
Phone (618) 344-1004
Fax (618) 344-1005
Email EHurley@teklabinc.com

Chicago

Address 1319 Butterfield Rd.
Downers Grove, IL 60515
Phone (630) 324-6855
Fax
Email arenner@teklabinc.com

Accreditations

Client: Terracon

Client Project: Landfill 15217050

Work Order: 21081200

Report Date: 14-Sep-21

State	Dept	Cert #	NELAP	Exp Date	Lab
Illinois	IEPA	100226	NELAP	1/31/2022	Collinsville
Kansas	KDHE	E-10374	NELAP	4/30/2022	Collinsville
Louisiana	LDEQ	05002	NELAP	6/30/2022	Collinsville
Louisiana	LDEQ	05003	NELAP	6/30/2022	Collinsville
Oklahoma	ODEQ	9978	NELAP	8/31/2022	Collinsville
Arkansas	ADEQ	88-0966		3/14/2022	Collinsville
Illinois	IDPH	17584		5/31/2021	Collinsville
Kentucky	UST	0073		1/31/2022	Collinsville
Missouri	MDNR	00930		5/31/2021	Collinsville
Missouri	MDNR	930		1/31/2022	Collinsville

Laboratory Results

http://www.teklabinc.com/

Client: Terracon
Work Order: 21081200
Client Project: Landfill 15217050
Report Date: 14-Sep-21
Lab ID: 21081200-001
Client Sample ID: B-10 (0-5.5)
Matrix: SOLID
Collection Date: 08/18/2021 17:00

Analyses	Certification	RL	Qual	Result	Units	DF	Date Analyzed	Batch
ASTM D92								
Ignitability, Open Cup	*	60		**>200**	°F	1	09/08/2021 8:55	R298623
EPA SW846 3550C, 5035A, ASTM D2974								
Percent Moisture	*	0.1		**14.5**	%	1	09/02/2021 16:13	R298506
SW-846 9012A (TOTAL)								
Cyanide	NELAP	0.29	H	**< 0.29**	mg/Kg-dry	1	09/08/2021 16:30	181550
Sample analysis did not meet hold time requirements.								
SW-846 9045C								
pH (1:1)	NELAP	1.00	H	**8.10**		1	09/03/2021 11:43	R298553
Sample analysis did not meet hold time requirements.								
SW-846 1311, 3010A, 6010B, METALS IN TCLP EXTRACT BY ICP								
Lead	NELAP	0.400		**< 0.400**	mg/L	1	09/13/2021 9:44	181677
SW-846 1311, 5030, 8260B, VOLATILE ORGANIC COMPOUNDS IN TCLP EXTRACT BY GC/MS								
1,1-Dichloroethene	NELAP	0.200	H	**ND**	mg/L	100	09/10/2021 11:43	181702
1,2-Dichloroethane	NELAP	0.200	H	**ND**	mg/L	100	09/10/2021 11:43	181702
1,4-Dichlorobenzene	NELAP	0.200	H	**ND**	mg/L	100	09/10/2021 11:43	181702
2-Butanone	NELAP	1.00	H	**ND**	mg/L	100	09/10/2021 11:43	181702
Benzene	NELAP	0.050	H	**ND**	mg/L	100	09/10/2021 11:43	181702
Carbon tetrachloride	NELAP	0.200	H	**ND**	mg/L	100	09/10/2021 11:43	181702
Chlorobenzene	NELAP	0.200	H	**ND**	mg/L	100	09/10/2021 11:43	181702
Chloroform	NELAP	0.200	BH	**ND**	mg/L	100	09/10/2021 11:43	181702
Tetrachloroethene	NELAP	0.050	H	**ND**	mg/L	100	09/10/2021 11:43	181702
Trichloroethene	NELAP	0.200	H	**ND**	mg/L	100	09/10/2021 11:43	181702
Vinyl chloride	NELAP	0.200	H	**ND**	mg/L	100	09/10/2021 11:43	181702
Surr: 1,2-Dichloroethane-d4	*	80-120	H	**116.7**	%REC	100	09/10/2021 11:43	181702
Surr: 4-Bromofluorobenzene	*	80-120	H	**95.6**	%REC	100	09/10/2021 11:43	181702
Surr: Dibromofluoromethane	*	80-120	H	**105.5**	%REC	100	09/10/2021 11:43	181702
Surr: Toluene-d8	*	80-120	H	**101.1**	%REC	100	09/10/2021 11:43	181702

Chloroform was detected in the MBLK at a level between the MDL and the RL. Sample result is less than the RL. Data is reportable.

Laboratory Results

http://www.teklabinc.com/

Client: Terracon
Work Order: 21081200
Client Project: Landfill 15217050
Report Date: 14-Sep-21
Lab ID: 21081200-002
Client Sample ID: B-9 (0-6.5)
Matrix: SOLID
Collection Date: 08/18/2021 17:20

Analyses	Certification	RL	Qual	Result	Units	DF	Date Analyzed	Batch
ASTM D92								
Ignitability, Open Cup	*	60		**>200**	°F	1	09/08/2021 9:09	R298623
EPA SW846 3550C, 5035A, ASTM D2974								
Percent Moisture	*	0.1		**19.7**	%	1	09/02/2021 16:13	R298506
SW-846 9012A (TOTAL)								
Cyanide	NELAP	0.27	H	**< 0.27**	mg/Kg-dry	1	09/08/2021 16:34	181550
Sample analysis did not meet hold time requirements.								
SW-846 9045C								
pH (1:1)	NELAP	1.00	H	**8.53**		1	09/03/2021 11:46	R298553
Sample analysis did not meet hold time requirements.								
SW-846 1311, 3010A, 6010B, METALS IN TCLP EXTRACT BY ICP								
Lead	NELAP	0.400		**< 0.400**	mg/L	1	09/13/2021 9:46	181677
SW-846 1311, 5030, 8260B, VOLATILE ORGANIC COMPOUNDS IN TCLP EXTRACT BY GC/MS								
1,1-Dichloroethene	NELAP	0.200	H	**ND**	mg/L	100	09/10/2021 12:09	181702
1,2-Dichloroethane	NELAP	0.200	H	**ND**	mg/L	100	09/10/2021 12:09	181702
1,4-Dichlorobenzene	NELAP	0.200	H	**ND**	mg/L	100	09/10/2021 12:09	181702
2-Butanone	NELAP	1.00	H	**ND**	mg/L	100	09/10/2021 12:09	181702
Benzene	NELAP	0.050	H	**ND**	mg/L	100	09/10/2021 12:09	181702
Carbon tetrachloride	NELAP	0.200	H	**ND**	mg/L	100	09/10/2021 12:09	181702
Chlorobenzene	NELAP	0.200	H	**ND**	mg/L	100	09/10/2021 12:09	181702
Chloroform	NELAP	0.200	BH	**ND**	mg/L	100	09/10/2021 12:09	181702
Tetrachloroethene	NELAP	0.050	H	**ND**	mg/L	100	09/10/2021 12:09	181702
Trichloroethene	NELAP	0.200	H	**ND**	mg/L	100	09/10/2021 12:09	181702
Vinyl chloride	NELAP	0.200	H	**ND**	mg/L	100	09/10/2021 12:09	181702
Surr: 1,2-Dichloroethane-d4	*	80-120	H	**116.6**	%REC	100	09/10/2021 12:09	181702
Surr: 4-Bromofluorobenzene	*	80-120	H	**96.9**	%REC	100	09/10/2021 12:09	181702
Surr: Dibromofluoromethane	*	80-120	H	**106.6**	%REC	100	09/10/2021 12:09	181702
Surr: Toluene-d8	*	80-120	H	**101.1**	%REC	100	09/10/2021 12:09	181702

Chloroform was detected in the MBLK at a level between the MDL and the RL. Sample result is less than the RL. Data is reportable.

Laboratory Results

http://www.teklabinc.com/

Client: Terracon
Work Order: 21081200
Client Project: Landfill 15217050
Report Date: 14-Sep-21
Lab ID: 21081200-003
Client Sample ID: B-6 (7.5-12.5)
Matrix: SOLID
Collection Date: 08/18/2021 17:30

Analyses	Certification	RL	Qual	Result	Units	DF	Date Analyzed	Batch
ASTM D92								
Ignitability, Open Cup	*	60		**>200**	°F	1	09/08/2021 9:21	R298623
EPA SW846 3550C, 5035A, ASTM D2974								
Percent Moisture	*	0.1		**19.9**	%	1	09/02/2021 16:13	R298506
SW-846 9012A (TOTAL)								
Cyanide	NELAP	0.28	H	**< 0.28**	mg/Kg-dry	1	09/08/2021 15:47	181550
Sample analysis did not meet hold time requirements.								
SW-846 9045C								
pH (1:1)	NELAP	1.00	H	**8.06**		1	09/03/2021 11:48	R298553
Sample analysis did not meet hold time requirements.								
SW-846 1311, 3010A, 6010B, METALS IN TCLP EXTRACT BY ICP								
Lead	NELAP	0.400		**< 0.400**	mg/L	1	09/13/2021 9:47	181677
SW-846 1311, 5030, 8260B, VOLATILE ORGANIC COMPOUNDS IN TCLP EXTRACT BY GC/MS								
1,1-Dichloroethene	NELAP	0.200	H	**ND**	mg/L	100	09/10/2021 12:35	181702
1,2-Dichloroethane	NELAP	0.200	H	**ND**	mg/L	100	09/10/2021 12:35	181702
1,4-Dichlorobenzene	NELAP	0.200	H	**ND**	mg/L	100	09/10/2021 12:35	181702
2-Butanone	NELAP	1.00	H	**ND**	mg/L	100	09/10/2021 12:35	181702
Benzene	NELAP	0.050	H	**ND**	mg/L	100	09/10/2021 12:35	181702
Carbon tetrachloride	NELAP	0.200	H	**ND**	mg/L	100	09/10/2021 12:35	181702
Chlorobenzene	NELAP	0.200	H	**ND**	mg/L	100	09/10/2021 12:35	181702
Chloroform	NELAP	0.200	BH	**ND**	mg/L	100	09/10/2021 12:35	181702
Tetrachloroethene	NELAP	0.050	H	**ND**	mg/L	100	09/10/2021 12:35	181702
Trichloroethene	NELAP	0.200	H	**ND**	mg/L	100	09/10/2021 12:35	181702
Vinyl chloride	NELAP	0.200	H	**ND**	mg/L	100	09/10/2021 12:35	181702
Surr: 1,2-Dichloroethane-d4	*	80-120	H	**117.6**	%REC	100	09/10/2021 12:35	181702
Surr: 4-Bromofluorobenzene	*	80-120	H	**95.3**	%REC	100	09/10/2021 12:35	181702
Surr: Dibromofluoromethane	*	80-120	H	**106.6**	%REC	100	09/10/2021 12:35	181702
Surr: Toluene-d8	*	80-120	H	**101.2**	%REC	100	09/10/2021 12:35	181702

Chloroform was detected in the MBLK at a level between the MDL and the RL. Sample result is less than the RL. Data is reportable.

Laboratory Results

http://www.teklabinc.com/

Client: Terracon
Work Order: 21081200
Client Project: Landfill 15217050
Report Date: 14-Sep-21
Lab ID: 21081200-004
Client Sample ID: B-4 (5.5-13.5)
Matrix: SOLID
Collection Date: 08/19/2021 11:55

Analyses	Certification	RL	Qual	Result	Units	DF	Date Analyzed	Batch
ASTM D92								
Ignitability, Open Cup	*	60		**>200**	°F	1	09/08/2021 9:35	R298623
EPA SW846 3550C, 5035A, ASTM D2974								
Percent Moisture	*	0.1		**20.4**	%	1	09/02/2021 16:13	R298506
SW-846 9012A (TOTAL)								
Cyanide	NELAP	0.30	H	**< 0.30**	mg/Kg-dry	1	09/08/2021 16:08	181550
Sample analysis did not meet hold time requirements.								
SW-846 9045C								
pH (1:1)	NELAP	1.00	H	**8.07**		1	09/03/2021 11:50	R298553
Sample analysis did not meet hold time requirements.								
SW-846 1311, 3010A, 6010B, METALS IN TCLP EXTRACT BY ICP								
Lead	NELAP	0.400		**< 0.400**	mg/L	1	09/13/2021 9:49	181677
SW-846 1311, 5030, 8260B, VOLATILE ORGANIC COMPOUNDS IN TCLP EXTRACT BY GC/MS								
1,1-Dichloroethene	NELAP	0.200	H	**ND**	mg/L	100	09/10/2021 13:01	181702
1,2-Dichloroethane	NELAP	0.200	H	**ND**	mg/L	100	09/10/2021 13:01	181702
1,4-Dichlorobenzene	NELAP	0.200	H	**ND**	mg/L	100	09/10/2021 13:01	181702
2-Butanone	NELAP	1.00	H	**ND**	mg/L	100	09/10/2021 13:01	181702
Benzene	NELAP	0.050	H	**ND**	mg/L	100	09/10/2021 13:01	181702
Carbon tetrachloride	NELAP	0.200	H	**ND**	mg/L	100	09/10/2021 13:01	181702
Chlorobenzene	NELAP	0.200	H	**ND**	mg/L	100	09/10/2021 13:01	181702
Chloroform	NELAP	0.200	BH	**ND**	mg/L	100	09/10/2021 13:01	181702
Tetrachloroethene	NELAP	0.050	H	**ND**	mg/L	100	09/10/2021 13:01	181702
Trichloroethene	NELAP	0.200	H	**ND**	mg/L	100	09/10/2021 13:01	181702
Vinyl chloride	NELAP	0.200	H	**ND**	mg/L	100	09/10/2021 13:01	181702
Surr: 1,2-Dichloroethane-d4	*	80-120	H	**117.9**	%REC	100	09/10/2021 13:01	181702
Surr: 4-Bromofluorobenzene	*	80-120	H	**95.3**	%REC	100	09/10/2021 13:01	181702
Surr: Dibromofluoromethane	*	80-120	H	**106.5**	%REC	100	09/10/2021 13:01	181702
Surr: Toluene-d8	*	80-120	H	**101.2**	%REC	100	09/10/2021 13:01	181702

Chloroform was detected in the MBLK at a level between the MDL and the RL. Sample result is less than the RL. Data is reportable.

Laboratory Results

http://www.teklabinc.com/

Client: Terracon
Work Order: 21081200
Client Project: Landfill 15217050
Report Date: 14-Sep-21
Lab ID: 21081200-005
Client Sample ID: B-5 (5.5-15)
Matrix: SOLID
Collection Date: 08/19/2021 12:10

Analyses	Certification	RL	Qual	Result	Units	DF	Date Analyzed	Batch
ASTM D92								
Ignitability, Open Cup	*	60		**>200**	°F	1	09/08/2021 9:49	R298623
EPA SW846 3550C, 5035A, ASTM D2974								
Percent Moisture	*	0.1		**20.5**	%	1	09/02/2021 16:13	R298506
SW-846 9012A (TOTAL)								
Cyanide	NELAP	0.29	H	**1.37**	mg/Kg-dry	1	09/09/2021 13:53	181593
Sample analysis did not meet hold time requirements.								
SW-846 9045C								
pH (1:1)	NELAP	1.00	H	**7.67**		1	09/03/2021 13:00	R298553
Sample analysis did not meet hold time requirements.								
SW-846 1311, 3010A, 6010B, METALS IN TCLP EXTRACT BY ICP								
Lead	NELAP	0.400		**< 0.400**	mg/L	1	09/13/2021 9:51	181677
SW-846 1311, 5030, 8260B, VOLATILE ORGANIC COMPOUNDS IN TCLP EXTRACT BY GC/MS								
1,1-Dichloroethene	NELAP	0.200	H	**ND**	mg/L	100	09/10/2021 13:26	181702
1,2-Dichloroethane	NELAP	0.200	H	**ND**	mg/L	100	09/10/2021 13:26	181702
1,4-Dichlorobenzene	NELAP	0.200	H	**ND**	mg/L	100	09/10/2021 13:26	181702
2-Butanone	NELAP	1.00	H	**ND**	mg/L	100	09/10/2021 13:26	181702
Benzene	NELAP	0.050	H	**ND**	mg/L	100	09/10/2021 13:26	181702
Carbon tetrachloride	NELAP	0.200	H	**ND**	mg/L	100	09/10/2021 13:26	181702
Chlorobenzene	NELAP	0.200	H	**ND**	mg/L	100	09/10/2021 13:26	181702
Chloroform	NELAP	0.200	BH	**ND**	mg/L	100	09/10/2021 13:26	181702
Tetrachloroethene	NELAP	0.050	H	**ND**	mg/L	100	09/10/2021 13:26	181702
Trichloroethene	NELAP	0.200	H	**ND**	mg/L	100	09/10/2021 13:26	181702
Vinyl chloride	NELAP	0.200	H	**ND**	mg/L	100	09/10/2021 13:26	181702
Surr: 1,2-Dichloroethane-d4	*	80-120	H	**117.4**	%REC	100	09/10/2021 13:26	181702
Surr: 4-Bromofluorobenzene	*	80-120	H	**95.4**	%REC	100	09/10/2021 13:26	181702
Surr: Dibromofluoromethane	*	80-120	H	**106.3**	%REC	100	09/10/2021 13:26	181702
Surr: Toluene-d8	*	80-120	H	**101.2**	%REC	100	09/10/2021 13:26	181702

Chloroform was detected in the MBLK at a level between the MDL and the RL. Sample result is less than the RL. Data is reportable.

Laboratory Results

http://www.teklabinc.com/

Client: Terracon
Work Order: 21081200
Client Project: Landfill 15217050
Report Date: 14-Sep-21
Lab ID: 21081200-006
Client Sample ID: B-12 (6.5-13.5)
Matrix: SOLID
Collection Date: 08/19/2021 12:20

Analyses	Certification	RL	Qual	Result	Units	DF	Date Analyzed	Batch
ASTM D92								
Ignitability, Open Cup	*	60		**>200**	°F	1	09/08/2021 13:17	R298680
EPA SW846 3550C, 5035A, ASTM D2974								
Percent Moisture	*	0.1		**21.5**	%	1	09/02/2021 16:13	R298506
SW-846 9012A (TOTAL)								
Cyanide	NELAP	0.32	H	**< 0.32**	mg/Kg-dry	1	09/09/2021 14:01	181593
Sample analysis did not meet hold time requirements.								
SW-846 9045C								
pH (1:1)	NELAP	1.00	H	**8.10**		1	09/03/2021 13:09	R298553
Sample analysis did not meet hold time requirements.								
SW-846 1311, 3010A, 6010B, METALS IN TCLP EXTRACT BY ICP								
Lead	NELAP	0.400		**< 0.400**	mg/L	1	09/13/2021 9:52	181677
SW-846 1311, 5030, 8260B, VOLATILE ORGANIC COMPOUNDS IN TCLP EXTRACT BY GC/MS								
1,1-Dichloroethene	NELAP	0.200	H	**ND**	mg/L	100	09/10/2021 13:52	181702
1,2-Dichloroethane	NELAP	0.200	H	**ND**	mg/L	100	09/10/2021 13:52	181702
1,4-Dichlorobenzene	NELAP	0.200	H	**ND**	mg/L	100	09/10/2021 13:52	181702
2-Butanone	NELAP	1.00	H	**ND**	mg/L	100	09/10/2021 13:52	181702
Benzene	NELAP	0.050	H	**ND**	mg/L	100	09/10/2021 13:52	181702
Carbon tetrachloride	NELAP	0.200	H	**ND**	mg/L	100	09/10/2021 13:52	181702
Chlorobenzene	NELAP	0.200	H	**ND**	mg/L	100	09/10/2021 13:52	181702
Chloroform	NELAP	0.200	BH	**ND**	mg/L	100	09/10/2021 13:52	181702
Tetrachloroethene	NELAP	0.050	H	**ND**	mg/L	100	09/10/2021 13:52	181702
Trichloroethene	NELAP	0.200	H	**ND**	mg/L	100	09/10/2021 13:52	181702
Vinyl chloride	NELAP	0.200	H	**ND**	mg/L	100	09/10/2021 13:52	181702
Surr: 1,2-Dichloroethane-d4	*	80-120	H	**117.5**	%REC	100	09/10/2021 13:52	181702
Surr: 4-Bromofluorobenzene	*	80-120	H	**96.9**	%REC	100	09/10/2021 13:52	181702
Surr: Dibromofluoromethane	*	80-120	H	**106.8**	%REC	100	09/10/2021 13:52	181702
Surr: Toluene-d8	*	80-120	H	**101.1**	%REC	100	09/10/2021 13:52	181702

Chloroform was detected in the MBLK at a level between the MDL and the RL. Sample result is less than the RL. Data is reportable.

Laboratory Results

http://www.teklabinc.com/

Client: Terracon
Work Order: 21081200
Client Project: Landfill 15217050
Report Date: 14-Sep-21
Lab ID: 21081200-007
Client Sample ID: B-1 (5.5-15.5)
Matrix: SOLID
Collection Date: 08/19/2021 12:35

Analyses	Certification	RL	Qual	Result	Units	DF	Date Analyzed	Batch
ASTM D92								
Ignitability, Open Cup	*	60		**>200**	°F	1	09/08/2021 14:08	R298680
EPA SW846 3550C, 5035A, ASTM D2974								
Percent Moisture	*	0.1		**21.8**	%	1	09/02/2021 16:13	R298506
SW-846 9012A (TOTAL)								
Cyanide	NELAP	0.29	H	**< 0.29**	mg/Kg-dry	1	09/09/2021 14:06	181593
Sample analysis did not meet hold time requirements.								
SW-846 9045C								
pH (1:1)	NELAP	1.00	H	**8.08**		1	09/03/2021 13:12	R298553
Sample analysis did not meet hold time requirements.								
SW-846 1311, 3010A, 6010B, METALS IN TCLP EXTRACT BY ICP								
Lead	NELAP	0.400		**< 0.400**	mg/L	1	09/13/2021 9:54	181677
SW-846 1311, 5030, 8260B, VOLATILE ORGANIC COMPOUNDS IN TCLP EXTRACT BY GC/MS								
1,1-Dichloroethene	NELAP	0.200	H	**ND**	mg/L	100	09/10/2021 14:18	181702
1,2-Dichloroethane	NELAP	0.200	H	**ND**	mg/L	100	09/10/2021 14:18	181702
1,4-Dichlorobenzene	NELAP	0.200	H	**ND**	mg/L	100	09/10/2021 14:18	181702
2-Butanone	NELAP	1.00	H	**ND**	mg/L	100	09/10/2021 14:18	181702
Benzene	NELAP	0.050	H	**ND**	mg/L	100	09/10/2021 14:18	181702
Carbon tetrachloride	NELAP	0.200	H	**ND**	mg/L	100	09/10/2021 14:18	181702
Chlorobenzene	NELAP	0.200	H	**ND**	mg/L	100	09/10/2021 14:18	181702
Chloroform	NELAP	0.200	BH	**ND**	mg/L	100	09/10/2021 14:18	181702
Tetrachloroethene	NELAP	0.050	H	**ND**	mg/L	100	09/10/2021 14:18	181702
Trichloroethene	NELAP	0.200	H	**ND**	mg/L	100	09/10/2021 14:18	181702
Vinyl chloride	NELAP	0.200	H	**ND**	mg/L	100	09/10/2021 14:18	181702
Surr: 1,2-Dichloroethane-d4	*	80-120	H	**118.0**	%REC	100	09/10/2021 14:18	181702
Surr: 4-Bromofluorobenzene	*	80-120	H	**96.2**	%REC	100	09/10/2021 14:18	181702
Surr: Dibromofluoromethane	*	80-120	H	**107.0**	%REC	100	09/10/2021 14:18	181702
Surr: Toluene-d8	*	80-120	H	**101.2**	%REC	100	09/10/2021 14:18	181702

Chloroform was detected in the MBLK at a level between the MDL and the RL. Sample result is less than the RL. Data is reportable.

Laboratory Results

http://www.teklabinc.com/

Client: Terracon
Work Order: 21081200
Client Project: Landfill 15217050
Report Date: 14-Sep-21
Lab ID: 21081200-008
Client Sample ID: B-13 (6.5-13.5)
Matrix: SOLID
Collection Date: 08/19/2021 12:50

Analyses	Certification	RL	Qual	Result	Units	DF	Date Analyzed	Batch
ASTM D92								
Ignitability, Open Cup	*	60		**>200**	°F	1	09/08/2021 14:20	R298680
EPA SW846 3550C, 5035A, ASTM D2974								
Percent Moisture	*	0.1		**20.1**	%	1	09/02/2021 16:56	R298506
SW-846 9012A (TOTAL)								
Cyanide	NELAP	0.26	H	**< 0.26**	mg/Kg-dry	1	09/09/2021 14:10	181593
Sample analysis did not meet hold time requirements.								
SW-846 9045C								
pH (1:1)	NELAP	1.00	H	**7.84**		1	09/03/2021 13:16	R298553
Sample analysis did not meet hold time requirements.								
SW-846 1311, 3010A, 6010B, METALS IN TCLP EXTRACT BY ICP								
Lead	NELAP	0.400		**< 0.400**	mg/L	1	09/13/2021 10:13	181677
SW-846 1311, 5030, 8260B, VOLATILE ORGANIC COMPOUNDS IN TCLP EXTRACT BY GC/MS								
1,1-Dichloroethene	NELAP	0.200	H	**ND**	mg/L	100	09/10/2021 14:44	181702
1,2-Dichloroethane	NELAP	0.200	H	**ND**	mg/L	100	09/10/2021 14:44	181702
1,4-Dichlorobenzene	NELAP	0.200	H	**ND**	mg/L	100	09/10/2021 14:44	181702
2-Butanone	NELAP	1.00	H	**ND**	mg/L	100	09/10/2021 14:44	181702
Benzene	NELAP	0.050	SH	**ND**	mg/L	100	09/10/2021 14:44	181702
Carbon tetrachloride	NELAP	0.200	H	**ND**	mg/L	100	09/10/2021 14:44	181702
Chlorobenzene	NELAP	0.200	H	**ND**	mg/L	100	09/10/2021 14:44	181702
Chloroform	NELAP	0.200	BH	**ND**	mg/L	100	09/10/2021 14:44	181702
Tetrachloroethene	NELAP	0.050	H	**ND**	mg/L	100	09/10/2021 14:44	181702
Trichloroethene	NELAP	0.200	H	**ND**	mg/L	100	09/10/2021 14:44	181702
Vinyl chloride	NELAP	0.200	H	**ND**	mg/L	100	09/10/2021 14:44	181702
Surr: 1,2-Dichloroethane-d4	*	80-120	H	**118.7**	%REC	100	09/10/2021 14:44	181702
Surr: 4-Bromofluorobenzene	*	80-120	H	**96.0**	%REC	100	09/10/2021 14:44	181702
Surr: Dibromofluoromethane	*	80-120	H	**107.7**	%REC	100	09/10/2021 14:44	181702
Surr: Toluene-d8	*	80-120	H	**100.7**	%REC	100	09/10/2021 14:44	181702

Matrix spike did not recover within control limits due to matrix interference.

Chloroform was detected in the MBLK at a level between the MDL and the RL. Sample result is less than the RL. Data is reportable.

Laboratory Results

http://www.teklabinc.com/

Client: Terracon
Work Order: 21081200
Client Project: Landfill 15217050
Report Date: 14-Sep-21
Lab ID: 21081200-009
Client Sample ID: B-8 (6.5-10.5)
Matrix: SOLID
Collection Date: 08/19/2021 13:00

Analyses	Certification	RL	Qual	Result	Units	DF	Date Analyzed	Batch
ASTM D92								
Ignitability, Open Cup	*	60		**>200**	°F	1	09/08/2021 14:33	R298680
EPA SW846 3550C, 5035A, ASTM D2974								
Percent Moisture	*	0.1		**20.0**	%	1	09/02/2021 16:56	R298506
SW-846 9012A (TOTAL)								
Cyanide	NELAP	0.31	H	**< 0.31**	mg/Kg-dry	1	09/09/2021 14:14	181593
Sample analysis did not meet hold time requirements.								
SW-846 9045C								
pH (1:1)	NELAP	1.00	H	**7.93**		1	09/03/2021 13:20	R298553
Sample analysis did not meet hold time requirements.								
SW-846 1311, 3010A, 6010B, METALS IN TCLP EXTRACT BY ICP								
Lead	NELAP	0.400		**< 0.400**	mg/L	1	09/13/2021 10:14	181677
SW-846 1311, 5030, 8260B, VOLATILE ORGANIC COMPOUNDS IN TCLP EXTRACT BY GC/MS								
1,1-Dichloroethene	NELAP	0.200	H	**ND**	mg/L	100	09/12/2021 13:30	181721
1,2-Dichloroethane	NELAP	0.200	H	**ND**	mg/L	100	09/12/2021 13:30	181721
1,4-Dichlorobenzene	NELAP	0.200	H	**ND**	mg/L	100	09/12/2021 13:30	181721
2-Butanone	NELAP	1.00	H	**ND**	mg/L	100	09/12/2021 13:30	181721
Benzene	NELAP	0.050	H	**ND**	mg/L	100	09/12/2021 13:30	181721
Carbon tetrachloride	NELAP	0.200	H	**ND**	mg/L	100	09/12/2021 13:30	181721
Chlorobenzene	NELAP	0.200	H	**ND**	mg/L	100	09/12/2021 13:30	181721
Chloroform	NELAP	0.200	H	**ND**	mg/L	100	09/12/2021 13:30	181721
Tetrachloroethene	NELAP	0.050	H	**ND**	mg/L	100	09/12/2021 13:30	181721
Trichloroethene	NELAP	0.200	H	**ND**	mg/L	100	09/12/2021 13:30	181721
Vinyl chloride	NELAP	0.200	H	**ND**	mg/L	100	09/12/2021 13:30	181721
Surr: 1,2-Dichloroethane-d4	*	80-120	H	**100.7**	%REC	100	09/12/2021 13:30	181721
Surr: 4-Bromofluorobenzene	*	80-120	H	**99.6**	%REC	100	09/12/2021 13:30	181721
Surr: Dibromofluoromethane	*	80-120	H	**99.3**	%REC	100	09/12/2021 13:30	181721
Surr: Toluene-d8	*	80-120	H	**98.9**	%REC	100	09/12/2021 13:30	181721

Laboratory Results

http://www.teklabinc.com/

Client: Terracon
Work Order: 21081200
Client Project: Landfill 15217050
Report Date: 14-Sep-21
Lab ID: 21081200-010
Client Sample ID: B-11 (6.5-13.5)
Matrix: SOLID
Collection Date: 08/19/2021 13:10

Analyses	Certification	RL	Qual	Result	Units	DF	Date Analyzed	Batch
ASTM D92								
Ignitability, Open Cup	*	60		**>200**	°F	1	09/08/2021 14:44	R298680
EPA SW846 3550C, 5035A, ASTM D2974								
Percent Moisture	*	0.1		**21.2**	%	1	09/02/2021 16:57	R298506
SW-846 9012A (TOTAL)								
Cyanide	NELAP	0.30	H	**< 0.30**	mg/Kg-dry	1	09/09/2021 14:19	181593
Sample analysis did not meet hold time requirements.								
SW-846 9045C								
pH (1:1)	NELAP	1.00	H	**7.91**		1	09/03/2021 13:25	R298553
Sample analysis did not meet hold time requirements.								
SW-846 1311, 3010A, 6010B, METALS IN TCLP EXTRACT BY ICP								
Lead	NELAP	0.400		**< 0.400**	mg/L	1	09/13/2021 10:20	181677
SW-846 1311, 5030, 8260B, VOLATILE ORGANIC COMPOUNDS IN TCLP EXTRACT BY GC/MS								
1,1-Dichloroethene	NELAP	0.200	H	**ND**	mg/L	100	09/12/2021 13:56	181721
1,2-Dichloroethane	NELAP	0.200	H	**ND**	mg/L	100	09/12/2021 13:56	181721
1,4-Dichlorobenzene	NELAP	0.200	H	**ND**	mg/L	100	09/12/2021 13:56	181721
2-Butanone	NELAP	1.00	H	**ND**	mg/L	100	09/12/2021 13:56	181721
Benzene	NELAP	0.050	H	**ND**	mg/L	100	09/12/2021 13:56	181721
Carbon tetrachloride	NELAP	0.200	H	**ND**	mg/L	100	09/12/2021 13:56	181721
Chlorobenzene	NELAP	0.200	H	**ND**	mg/L	100	09/12/2021 13:56	181721
Chloroform	NELAP	0.200	H	**ND**	mg/L	100	09/12/2021 13:56	181721
Tetrachloroethene	NELAP	0.050	H	**ND**	mg/L	100	09/12/2021 13:56	181721
Trichloroethene	NELAP	0.200	H	**ND**	mg/L	100	09/12/2021 13:56	181721
Vinyl chloride	NELAP	0.200	H	**ND**	mg/L	100	09/12/2021 13:56	181721
Surr: 1,2-Dichloroethane-d4	*	80-120	H	**102.3**	%REC	100	09/12/2021 13:56	181721
Surr: 4-Bromofluorobenzene	*	80-120	H	**100.4**	%REC	100	09/12/2021 13:56	181721
Surr: Dibromofluoromethane	*	80-120	H	**99.9**	%REC	100	09/12/2021 13:56	181721
Surr: Toluene-d8	*	80-120	H	**99.7**	%REC	100	09/12/2021 13:56	181721

Laboratory Results

http://www.teklabinc.com/

Client: Terracon
Work Order: 21081200
Client Project: Landfill 15217050
Report Date: 14-Sep-21
Lab ID: 21081200-011
Client Sample ID: B-2 (6.5-13.5)
Matrix: SOLID
Collection Date: 08/19/2021 13:20

Analyses	Certification	RL	Qual	Result	Units	DF	Date Analyzed	Batch
ASTM D92								
Ignitability, Open Cup	*	60		**>200**	°F	1	09/08/2021 14:59	R298680
EPA SW846 3550C, 5035A, ASTM D2974								
Percent Moisture	*	0.1		**20.2**	%	1	09/02/2021 16:59	R298506
SW-846 9012A (TOTAL)								
Cyanide	NELAP	0.30	H	**< 0.30**	mg/Kg-dry	1	09/09/2021 14:23	181593
Sample analysis did not meet hold time requirements.								
SW-846 9045C								
pH (1:1)	NELAP	1.00	H	**8.00**		1	09/03/2021 13:31	R298553
Sample analysis did not meet hold time requirements.								
SW-846 1311, 3010A, 6010B, METALS IN TCLP EXTRACT BY ICP								
Lead	NELAP	0.400		**< 0.400**	mg/L	1	09/13/2021 10:21	181677
SW-846 1311, 5030, 8260B, VOLATILE ORGANIC COMPOUNDS IN TCLP EXTRACT BY GC/MS								
1,1-Dichloroethene	NELAP	0.200	H	**ND**	mg/L	100	09/12/2021 14:22	181721
1,2-Dichloroethane	NELAP	0.200	H	**ND**	mg/L	100	09/12/2021 14:22	181721
1,4-Dichlorobenzene	NELAP	0.200	H	**ND**	mg/L	100	09/12/2021 14:22	181721
2-Butanone	NELAP	1.00	H	**ND**	mg/L	100	09/12/2021 14:22	181721
Benzene	NELAP	0.050	H	**ND**	mg/L	100	09/12/2021 14:22	181721
Carbon tetrachloride	NELAP	0.200	H	**ND**	mg/L	100	09/12/2021 14:22	181721
Chlorobenzene	NELAP	0.200	H	**ND**	mg/L	100	09/12/2021 14:22	181721
Chloroform	NELAP	0.200	H	**ND**	mg/L	100	09/12/2021 14:22	181721
Tetrachloroethene	NELAP	0.050	H	**ND**	mg/L	100	09/12/2021 14:22	181721
Trichloroethene	NELAP	0.200	H	**ND**	mg/L	100	09/12/2021 14:22	181721
Vinyl chloride	NELAP	0.200	H	**ND**	mg/L	100	09/12/2021 14:22	181721
Surr: 1,2-Dichloroethane-d4	*	80-120	H	**102.3**	%REC	100	09/12/2021 14:22	181721
Surr: 4-Bromofluorobenzene	*	80-120	H	**100.7**	%REC	100	09/12/2021 14:22	181721
Surr: Dibromofluoromethane	*	80-120	H	**100.3**	%REC	100	09/12/2021 14:22	181721
Surr: Toluene-d8	*	80-120	H	**98.8**	%REC	100	09/12/2021 14:22	181721

Laboratory Results

http://www.teklabinc.com/

Client: Terracon
Work Order: 21081200
Client Project: Landfill 15217050
Report Date: 14-Sep-21
Lab ID: 21081200-012
Client Sample ID: B-7 (8-13.5)
Matrix: SOLID
Collection Date: 08/19/2021 13:30

Analyses	Certification	RL	Qual	Result	Units	DF	Date Analyzed	Batch
ASTM D92								
Ignitability, Open Cup	*	60		**>200**	°F	1	09/08/2021 15:16	R298680
EPA SW846 3550C, 5035A, ASTM D2974								
Percent Moisture	*	0.1		**19.8**	%	1	09/02/2021 16:59	R298506
SW-846 9012A (TOTAL)								
Cyanide	NELAP	0.30	H	**< 0.30**	mg/Kg-dry	1	09/09/2021 14:27	181593
Sample analysis did not meet hold time requirements.								
SW-846 9045C								
pH (1:1)	NELAP	1.00	H	**8.20**		1	09/03/2021 13:34	R298553
Sample analysis did not meet hold time requirements.								
SW-846 1311, 3010A, 6010B, METALS IN TCLP EXTRACT BY ICP								
Lead	NELAP	0.400		**< 0.400**	mg/L	1	09/13/2021 10:23	181677
SW-846 1311, 5030, 8260B, VOLATILE ORGANIC COMPOUNDS IN TCLP EXTRACT BY GC/MS								
1,1-Dichloroethene	NELAP	0.200	H	**ND**	mg/L	100	09/12/2021 14:48	181721
1,2-Dichloroethane	NELAP	0.200	H	**ND**	mg/L	100	09/12/2021 14:48	181721
1,4-Dichlorobenzene	NELAP	0.200	H	**ND**	mg/L	100	09/12/2021 14:48	181721
2-Butanone	NELAP	1.00	H	**ND**	mg/L	100	09/12/2021 14:48	181721
Benzene	NELAP	0.050	H	**ND**	mg/L	100	09/12/2021 14:48	181721
Carbon tetrachloride	NELAP	0.200	H	**ND**	mg/L	100	09/12/2021 14:48	181721
Chlorobenzene	NELAP	0.200	H	**ND**	mg/L	100	09/12/2021 14:48	181721
Chloroform	NELAP	0.200	H	**ND**	mg/L	100	09/12/2021 14:48	181721
Tetrachloroethene	NELAP	0.050	H	**ND**	mg/L	100	09/12/2021 14:48	181721
Trichloroethene	NELAP	0.200	H	**ND**	mg/L	100	09/12/2021 14:48	181721
Vinyl chloride	NELAP	0.200	H	**ND**	mg/L	100	09/12/2021 14:48	181721
Surr: 1,2-Dichloroethane-d4	*	80-120	H	**102.3**	%REC	100	09/12/2021 14:48	181721
Surr: 4-Bromofluorobenzene	*	80-120	H	**100.4**	%REC	100	09/12/2021 14:48	181721
Surr: Dibromofluoromethane	*	80-120	H	**99.9**	%REC	100	09/12/2021 14:48	181721
Surr: Toluene-d8	*	80-120	H	**99.6**	%REC	100	09/12/2021 14:48	181721

Laboratory Results

http://www.teklabinc.com/

Client: Terracon
Work Order: 21081200
Client Project: Landfill 15217050
Report Date: 14-Sep-21
Lab ID: 21081200-013
Client Sample ID: B-3 (8-13.5)
Matrix: SOLID
Collection Date: 08/19/2021 13:40

Analyses	Certification	RL	Qual	Result	Units	DF	Date Analyzed	Batch
ASTM D92								
Ignitability, Open Cup	*	60		**>200**	°F	1	09/08/2021 15:27	R298680
EPA SW846 3550C, 5035A, ASTM D2974								
Percent Moisture	*	0.1		**19.9**	%	1	09/02/2021 16:59	R298506
SW-846 9012A (TOTAL)								
Cyanide	NELAP	0.30	H	**< 0.30**	mg/Kg-dry	1	09/09/2021 14:54	181593
Sample analysis did not meet hold time requirements.								
SW-846 9045C								
pH (1:1)	NELAP	1.00	H	**8.31**		1	09/03/2021 13:39	R298553
Sample analysis did not meet hold time requirements.								
SW-846 1311, 3010A, 6010B, METALS IN TCLP EXTRACT BY ICP								
Lead	NELAP	0.400		**< 0.400**	mg/L	1	09/13/2021 11:07	181677
SW-846 1311, 5030, 8260B, VOLATILE ORGANIC COMPOUNDS IN TCLP EXTRACT BY GC/MS								
1,1-Dichloroethene	NELAP	0.200	H	**ND**	mg/L	100	09/12/2021 15:14	181721
1,2-Dichloroethane	NELAP	0.200	H	**ND**	mg/L	100	09/12/2021 15:14	181721
1,4-Dichlorobenzene	NELAP	0.200	H	**ND**	mg/L	100	09/12/2021 15:14	181721
2-Butanone	NELAP	1.00	H	**ND**	mg/L	100	09/12/2021 15:14	181721
Benzene	NELAP	0.050	H	**ND**	mg/L	100	09/12/2021 15:14	181721
Carbon tetrachloride	NELAP	0.200	H	**ND**	mg/L	100	09/12/2021 15:14	181721
Chlorobenzene	NELAP	0.200	H	**ND**	mg/L	100	09/12/2021 15:14	181721
Chloroform	NELAP	0.200	H	**ND**	mg/L	100	09/12/2021 15:14	181721
Tetrachloroethene	NELAP	0.050	H	**ND**	mg/L	100	09/12/2021 15:14	181721
Trichloroethene	NELAP	0.200	H	**ND**	mg/L	100	09/12/2021 15:14	181721
Vinyl chloride	NELAP	0.200	H	**ND**	mg/L	100	09/12/2021 15:14	181721
Surr: 1,2-Dichloroethane-d4	*	80-120	H	**102.1**	%REC	100	09/12/2021 15:14	181721
Surr: 4-Bromofluorobenzene	*	80-120	H	**100.4**	%REC	100	09/12/2021 15:14	181721
Surr: Dibromofluoromethane	*	80-120	H	**100.4**	%REC	100	09/12/2021 15:14	181721
Surr: Toluene-d8	*	80-120	H	**98.5**	%REC	100	09/12/2021 15:14	181721

Client: Terracon **Work Order:** 21081200

Client Project: Landfill 15217050 **Report Date:** 14-Sep-21

ASTM D92

Batch R298623 **SampType:** DUP Units °F RPD Limit 5

SampID: 21090008-002ADUP

Analyses	Cert	RL	Qual	Result	Spike	SPK Ref Val	%REC	RPD Ref Val	%RPD	Date Analyzed
Ignitability, Open Cup	*	60		**182**				181.0	0.55	09/07/2021

Batch R298623 **SampType:** DUP Units °F RPD Limit 5

SampID: 21090008-003ADUP

Analyses	Cert	RL	Qual	Result	Spike	SPK Ref Val	%REC	RPD Ref Val	%RPD	Date Analyzed
Ignitability, Open Cup	*	60		**<60**				0	0.00	09/07/2021

Batch R298680 **SampType:** DUP Units °F RPD Limit 5

SampID: 21081200-013ADUP

Analyses	Cert	RL	Qual	Result	Spike	SPK Ref Val	%REC	RPD Ref Val	%RPD	Date Analyzed
Ignitability, Open Cup	*	60		**>200**				0	0.00	09/08/2021

Batch R298680 **SampType:** DUP Units °F RPD Limit 5

SampID: 21090173-001ADUP

Analyses	Cert	RL	Qual	Result	Spike	SPK Ref Val	%REC	RPD Ref Val	%RPD	Date Analyzed
Ignitability, Open Cup	*	60		**>200**				0	0.00	09/09/2021

EPA SW846 3550C, 5035A, ASTM D2974

Batch R298506 **SampType:** LCS Units %

SampID: LCS

Analyses	Cert	RL	Qual	Result	Spike	SPK Ref Val	%REC	Low Limit	High Limit	Date Analyzed
Percent Moisture	*	0.1		**99.0**	99.00	0	100.0	90	110	09/02/2021

Batch R298506 **SampType:** LCSQC Units %

SampID: LCSQC

Analyses	Cert	RL	Qual	Result	Spike	SPK Ref Val	%REC	Low Limit	High Limit	Date Analyzed
Percent Moisture	*	0.1		**99.0**	99.00	0	100.0	90	110	09/02/2021

SW-846 9012A (TOTAL)

Batch 181550 **SampType:** MBLK Units mg/Kg

SampID: MBLK 210907 TCN2

Analyses	Cert	RL	Qual	Result	Spike	SPK Ref Val	%REC	Low Limit	High Limit	Date Analyzed
Cyanide		0.25		**< 0.25**	0.0735	0	0	-100	100	09/08/2021

Client: Terracon **Work Order:** 21081200

Client Project: Landfill 15217050 **Report Date:** 14-Sep-21

SW-846 9012A (TOTAL)

Batch 181550 **SampType:** LCS Units **mg/Kg**

SampID: LCS 210907 TCN2

Analyses	Cert	RL	Qual	Result	Spike	SPK Ref Val	%REC	Low Limit	High Limit	Date Analyzed
Cyanide		0.25		**1.24**	1.250	0	98.9	85	115	09/08/2021

Batch 181550 **SampType:** MS Units **mg/Kg-dry**

SampID: 21081200-003AMS

Analyses	Cert	RL	Qual	Result	Spike	SPK Ref Val	%REC	Low Limit	High Limit	Date Analyzed
Cyanide		0.31	H	**1.51**	1.560	0	97.1	75	125	09/08/2021

Batch 181550 **SampType:** MSD Units **mg/Kg-dry** RPD Limit **15**

SampID: 21081200-003AMSD

Analyses	Cert	RL	Qual	Result	Spike	SPK Ref Val	%REC	RPD Ref Val	%RPD	Date Analyzed
Cyanide		0.30	H	**1.58**	1.515	0	104.2	1.514	4.10	09/08/2021

Batch 181550 **SampType:** MS Units **mg/Kg-dry**

SampID: 21081200-004AMS

Analyses	Cert	RL	Qual	Result	Spike	SPK Ref Val	%REC	Low Limit	High Limit	Date Analyzed
Cyanide		0.29	H	**1.53**	1.468	0	104.1	75	125	09/08/2021

Batch 181550 **SampType:** MSD Units **mg/Kg-dry** RPD Limit **15**

SampID: 21081200-004AMSD

Analyses	Cert	RL	Qual	Result	Spike	SPK Ref Val	%REC	RPD Ref Val	%RPD	Date Analyzed
Cyanide		0.31	H	**1.61**	1.556	0	103.7	1.529	5.37	09/08/2021

Batch 181593 **SampType:** MBLK Units **mg/Kg**

SampID: MBLK 210908 TCN1

Analyses	Cert	RL	Qual	Result	Spike	SPK Ref Val	%REC	Low Limit	High Limit	Date Analyzed
Cyanide		0.25		**< 0.25**	0.0735	0	0	-100	100	09/09/2021

Batch 181593 **SampType:** LCS Units **mg/Kg**

SampID: LCS 210908 TCN1

Analyses	Cert	RL	Qual	Result	Spike	SPK Ref Val	%REC	Low Limit	High Limit	Date Analyzed
Cyanide		0.25		**1.30**	1.250	0	103.8	85	115	09/09/2021

Batch 181593 **SampType:** MS Units **mg/Kg-dry**

SampID: 21090122-003AMS

Analyses	Cert	RL	Qual	Result	Spike	SPK Ref Val	%REC	Low Limit	High Limit	Date Analyzed
Cyanide		0.30		**1.25**	1.504	0	82.8	75	125	09/09/2021

Client: Terracon **Work Order:** 21081200

Client Project: Landfill 15217050 **Report Date:** 14-Sep-21

SW-846 9012A (TOTAL)

Batch 181593 **SampType:** MSD Units **mg/Kg-dry** RPD Limit **15**

SampID: 21090122-003AMSD

Analyses	Cert	RL	Qual	Result	Spike	SPK Ref Val	%REC	RPD Ref Val	%RPD	Date Analyzed
Cyanide		0.28		**1.16**	1.407	0	82.6	1.245	6.88	09/09/2021

Batch 181593 **SampType:** MS Units **mg/Kg-dry**

SampID: 21090195-002AMS

Analyses	Cert	RL	Qual	Result	Spike	SPK Ref Val	%REC	Low Limit	High Limit	Date Analyzed
Cyanide		0.24		**1.17**	1.187	0	98.4	75	125	09/09/2021

Batch 181593 **SampType:** MSD Units **mg/Kg-dry** RPD Limit **15**

SampID: 21090195-002AMSD

Analyses	Cert	RL	Qual	Result	Spike	SPK Ref Val	%REC	RPD Ref Val	%RPD	Date Analyzed
Cyanide		0.23		**1.16**	1.144	0	101.4	1.168	0.63	09/09/2021

SW-846 9045C

Batch R298553 **SampType:** LCS Units

SampID: LCS-R298553

Analyses	Cert	RL	Qual	Result	Spike	SPK Ref Val	%REC	Low Limit	High Limit	Date Analyzed
pH (1:1)		1.00		**7.00**	7.000	0	100.0	99.1	100.8	09/03/2021

Batch R298553 **SampType:** DUP Units RPD Limit **10**

SampID: 21081200-001ADUP

Analyses	Cert	RL	Qual	Result	Spike	SPK Ref Val	%REC	RPD Ref Val	%RPD	Date Analyzed
pH (1:1)		1.00	H	**8.24**				8.100	1.71	09/03/2021

Batch R298553 **SampType:** DUP Units RPD Limit **10**

SampID: 21081200-002ADUP

Analyses	Cert	RL	Qual	Result	Spike	SPK Ref Val	%REC	RPD Ref Val	%RPD	Date Analyzed
pH (1:1)		1.00	H	**8.58**				8.530	0.58	09/03/2021

Batch R298553 **SampType:** DUP Units RPD Limit **10**

SampID: 21081200-003ADUP

Analyses	Cert	RL	Qual	Result	Spike	SPK Ref Val	%REC	RPD Ref Val	%RPD	Date Analyzed
pH (1:1)		1.00	H	**7.99**				8.060	0.87	09/03/2021

Client: Terracon **Work Order:** 21081200

Client Project: Landfill 15217050 **Report Date:** 14-Sep-21

SW-846 9045C

Batch R298553 **SampType:** DUP Units RPD Limit 10

SampID: 21081200-004ADUP

Analyses	Cert	RL	Qual	Result	Spike	SPK Ref Val	%REC	RPD Ref Val	%RPD	Date Analyzed
pH (1:1)		1.00	H	**8.09**				8.070	0.25	09/03/2021

Batch R298553 **SampType:** DUP Units RPD Limit 10

SampID: 21081200-005ADUP

Analyses	Cert	RL	Qual	Result	Spike	SPK Ref Val	%REC	RPD Ref Val	%RPD	Date Analyzed
pH (1:1)		1.00	H	**7.82**				7.670	1.94	09/03/2021

Batch R298553 **SampType:** DUP Units RPD Limit 10

SampID: 21081200-006ADUP

Analyses	Cert	RL	Qual	Result	Spike	SPK Ref Val	%REC	RPD Ref Val	%RPD	Date Analyzed
pH (1:1)		1.00	H	**8.14**				8.100	0.49	09/03/2021

Batch R298553 **SampType:** DUP Units RPD Limit 10

SampID: 21081200-007ADUP

Analyses	Cert	RL	Qual	Result	Spike	SPK Ref Val	%REC	RPD Ref Val	%RPD	Date Analyzed
pH (1:1)		1.00	H	**8.04**				8.080	0.50	09/03/2021

Batch R298553 **SampType:** DUP Units RPD Limit 10

SampID: 21081200-008ADUP

Analyses	Cert	RL	Qual	Result	Spike	SPK Ref Val	%REC	RPD Ref Val	%RPD	Date Analyzed
pH (1:1)		1.00	H	**7.87**				7.840	0.38	09/03/2021

Batch R298553 **SampType:** DUP Units RPD Limit 10

SampID: 21081200-009ADUP

Analyses	Cert	RL	Qual	Result	Spike	SPK Ref Val	%REC	RPD Ref Val	%RPD	Date Analyzed
pH (1:1)		1.00	H	**7.92**				7.930	0.13	09/03/2021

Batch R298553 **SampType:** DUP Units RPD Limit 10

SampID: 21081200-010ADUP

Analyses	Cert	RL	Qual	Result	Spike	SPK Ref Val	%REC	RPD Ref Val	%RPD	Date Analyzed
pH (1:1)		1.00	H	**7.96**				7.910	0.63	09/03/2021

Batch R298553 **SampType:** DUP Units RPD Limit 10

SampID: 21081200-011ADUP

Analyses	Cert	RL	Qual	Result	Spike	SPK Ref Val	%REC	RPD Ref Val	%RPD	Date Analyzed
pH (1:1)		1.00	H	**8.04**				8.000	0.50	09/03/2021

Client: Terracon **Work Order:** 21081200

Client Project: Landfill 15217050 **Report Date:** 14-Sep-21

SW-846 9045C

Batch R298553 **SampType:** DUP Units RPD Limit 10

SampID: 21081200-012ADUP

Analyses	Cert	RL	Qual	Result	Spike	SPK Ref Val	%REC	RPD Ref Val	%RPD	Date Analyzed
pH (1:1)		1.00	H	**8.13**				8.200	0.86	09/03/2021

Batch R298553 **SampType:** DUP Units RPD Limit 10

SampID: 21081200-013ADUP

Analyses	Cert	RL	Qual	Result	Spike	SPK Ref Val	%REC	RPD Ref Val	%RPD	Date Analyzed
pH (1:1)		1.00	H	**8.22**				8.310	1.09	09/03/2021

Batch R298553 **SampType:** DUP Units RPD Limit 10

SampID: 21081689-004ADUP

Analyses	Cert	RL	Qual	Result	Spike	SPK Ref Val	%REC	RPD Ref Val	%RPD	Date Analyzed
pH (1:1)		1.00	RH	**3.78**				4.250	11.71	09/03/2021

Batch R298553 **SampType:** DUP Units RPD Limit 10

SampID: 21081689-005ADUP

Analyses	Cert	RL	Qual	Result	Spike	SPK Ref Val	%REC	RPD Ref Val	%RPD	Date Analyzed
pH (1:1)		1.00	H	**7.50**				7.390	1.48	09/03/2021

Batch R298553 **SampType:** DUP Units RPD Limit 10

SampID: 21081784-001ADUP

Analyses	Cert	RL	Qual	Result	Spike	SPK Ref Val	%REC	RPD Ref Val	%RPD	Date Analyzed
pH (1:1)		1.00		**7.43**				7.280	2.04	09/03/2021

Batch R298553 **SampType:** DUP Units RPD Limit 10

SampID: 21090008-001ADUP

Analyses	Cert	RL	Qual	Result	Spike	SPK Ref Val	%REC	RPD Ref Val	%RPD	Date Analyzed
pH (1:1)		1.00		**8.52**				8.520	0.00	09/03/2021

Batch R298553 **SampType:** DUP Units RPD Limit 10

SampID: 21090008-002ADUP

Analyses	Cert	RL	Qual	Result	Spike	SPK Ref Val	%REC	RPD Ref Val	%RPD	Date Analyzed
pH (1:1)		1.00		**7.77**				7.830	0.77	09/03/2021

Batch R298553 **SampType:** DUP Units RPD Limit 10

SampID: 21090008-003ADUP

Analyses	Cert	RL	Qual	Result	Spike	SPK Ref Val	%REC	RPD Ref Val	%RPD	Date Analyzed
pH (1:1)		1.00		**4.59**				4.690	2.16	09/03/2021

Client: Terracon **Work Order:** 21081200

Client Project: Landfill 15217050 **Report Date:** 14-Sep-21

SW-846 9045C

Batch R298553 **SampType:** DUP Units RPD Limit 10

SampID: 21090008-004ADUP

Analyses	Cert	RL	Qual	Result	Spike	SPK Ref Val	%REC	RPD Ref Val	%RPD	Date Analyzed
pH (1:1)		1.00		**8.43**				8.350	0.95	09/03/2021

Batch R298553 **SampType:** DUP Units RPD Limit 10

SampID: 21090008-006ADUP

Analyses	Cert	RL	Qual	Result	Spike	SPK Ref Val	%REC	RPD Ref Val	%RPD	Date Analyzed
pH (1:1)		1.00		**4.88**				4.980	2.03	09/03/2021

Batch R298553 **SampType:** DUP Units RPD Limit 10

SampID: 21090008-007ADUP

Analyses	Cert	RL	Qual	Result	Spike	SPK Ref Val	%REC	RPD Ref Val	%RPD	Date Analyzed
pH (1:1)		1.00		**6.98**				6.950	0.43	09/03/2021

Batch R298553 **SampType:** DUP Units RPD Limit 10

SampID: 21090008-011ADUP

Analyses	Cert	RL	Qual	Result	Spike	SPK Ref Val	%REC	RPD Ref Val	%RPD	Date Analyzed
pH (1:1)		1.00		**6.25**				6.240	0.16	09/03/2021

Batch R298553 **SampType:** DUP Units RPD Limit 10

SampID: 21090010-001ADUP

Analyses	Cert	RL	Qual	Result	Spike	SPK Ref Val	%REC	RPD Ref Val	%RPD	Date Analyzed
pH (1:1)		1.00		**7.71**				7.770	0.78	09/03/2021

Batch R298553 **SampType:** DUP Units RPD Limit 10

SampID: 21090010-002ADUP

Analyses	Cert	RL	Qual	Result	Spike	SPK Ref Val	%REC	RPD Ref Val	%RPD	Date Analyzed
pH (1:1)		1.00		**7.96**				7.890	0.88	09/03/2021

Batch R298553 **SampType:** DUP Units RPD Limit 10

SampID: 21090010-003ADUP

Analyses	Cert	RL	Qual	Result	Spike	SPK Ref Val	%REC	RPD Ref Val	%RPD	Date Analyzed
pH (1:1)		1.00		**6.29**				6.210	1.28	09/03/2021

Batch R298553 **SampType:** DUP Units RPD Limit 10

SampID: 21090010-004ADUP

Analyses	Cert	RL	Qual	Result	Spike	SPK Ref Val	%REC	RPD Ref Val	%RPD	Date Analyzed
pH (1:1)		1.00		**7.77**				7.710	0.78	09/03/2021

Client: Terracon **Work Order:** 21081200

Client Project: Landfill 15217050 **Report Date:** 14-Sep-21

SW-846 9045C

Batch R298553 **SampType:** DUP Units RPD Limit 10

SampID: 21090081-001ADUP

Analyses	Cert	RL	Qual	Result	Spike	SPK Ref Val	%REC	RPD Ref Val	%RPD	Date Analyzed
pH (1:1)		1.00		**4.17**				4.360	4.45	09/03/2021

Batch R298553 **SampType:** DUP Units RPD Limit 10

SampID: 21090083-001ADUP

Analyses	Cert	RL	Qual	Result	Spike	SPK Ref Val	%REC	RPD Ref Val	%RPD	Date Analyzed
pH (1:1)		1.00		**8.97**				8.950	0.22	09/03/2021

Batch R298553 **SampType:** DUP Units RPD Limit 10

SampID: 21090083-002ADUP

Analyses	Cert	RL	Qual	Result	Spike	SPK Ref Val	%REC	RPD Ref Val	%RPD	Date Analyzed
pH (1:1)		1.00		**8.34**				8.140	2.43	09/03/2021

Batch R298553 **SampType:** DUP Units RPD Limit 10

SampID: 21090089-001ADUP

Analyses	Cert	RL	Qual	Result	Spike	SPK Ref Val	%REC	RPD Ref Val	%RPD	Date Analyzed
pH (1:1)		1.00		**8.12**				8.100	0.25	09/03/2021

Batch R298553 **SampType:** DUP Units RPD Limit 10

SampID: 21090089-002ADUP

Analyses	Cert	RL	Qual	Result	Spike	SPK Ref Val	%REC	RPD Ref Val	%RPD	Date Analyzed
pH (1:1)		1.00		**7.66**				7.700	0.52	09/03/2021

Batch R298553 **SampType:** DUP Units RPD Limit 10

SampID: 21090089-003ADUP

Analyses	Cert	RL	Qual	Result	Spike	SPK Ref Val	%REC	RPD Ref Val	%RPD	Date Analyzed
pH (1:1)		1.00		**7.97**				7.950	0.25	09/03/2021

Batch R298553 **SampType:** DUP Units RPD Limit 10

SampID: 21090089-005ADUP

Analyses	Cert	RL	Qual	Result	Spike	SPK Ref Val	%REC	RPD Ref Val	%RPD	Date Analyzed
pH (1:1)		1.00		**8.37**				8.370	0.00	09/03/2021

Batch R298553 **SampType:** DUP Units RPD Limit 10

SampID: 21090089-006ADUP

Analyses	Cert	RL	Qual	Result	Spike	SPK Ref Val	%REC	RPD Ref Val	%RPD	Date Analyzed
pH (1:1)		1.00		**8.20**				8.100	1.23	09/03/2021

Client: Terracon **Work Order:** 21081200

Client Project: Landfill 15217050 **Report Date:** 14-Sep-21

SW-846 9045C

Batch R298553 **SampType:** DUP Units RPD Limit 10

SampID: 21090089-007ADUP

Analyses	Cert	RL	Qual	Result	Spike	SPK Ref Val	%REC	RPD Ref Val	%RPD	Date Analyzed
pH (1:1)		1.00		**7.96**				7.930	0.38	09/03/2021

Batch R298553 **SampType:** DUP Units RPD Limit 10

SampID: 21090089-008ADUP

Analyses	Cert	RL	Qual	Result	Spike	SPK Ref Val	%REC	RPD Ref Val	%RPD	Date Analyzed
pH (1:1)		1.00		**8.30**				8.270	0.36	09/03/2021

Batch R298553 **SampType:** DUP Units RPD Limit 10

SampID: 21090089-009ADUP

Analyses	Cert	RL	Qual	Result	Spike	SPK Ref Val	%REC	RPD Ref Val	%RPD	Date Analyzed
pH (1:1)		1.00		**8.31**				8.370	0.72	09/03/2021

Batch R298553 **SampType:** DUP Units RPD Limit 10

SampID: 21090089-010ADUP

Analyses	Cert	RL	Qual	Result	Spike	SPK Ref Val	%REC	RPD Ref Val	%RPD	Date Analyzed
pH (1:1)		1.00		**8.60**				8.720	1.39	09/03/2021

Batch R298553 **SampType:** DUP Units RPD Limit 10

SampID: 21090089-011ADUP

Analyses	Cert	RL	Qual	Result	Spike	SPK Ref Val	%REC	RPD Ref Val	%RPD	Date Analyzed
pH (1:1)		1.00		**8.49**				8.570	0.94	09/03/2021

Batch R298553 **SampType:** DUP Units RPD Limit 10

SampID: 21090089-012ADUP

Analyses	Cert	RL	Qual	Result	Spike	SPK Ref Val	%REC	RPD Ref Val	%RPD	Date Analyzed
pH (1:1)		1.00		**8.76**				8.760	0.00	09/03/2021

Batch R298553 **SampType:** DUP Units RPD Limit 10

SampID: 21090089-013ADUP

Analyses	Cert	RL	Qual	Result	Spike	SPK Ref Val	%REC	RPD Ref Val	%RPD	Date Analyzed
pH (1:1)		1.00		**8.45**				8.390	0.71	09/03/2021

Batch R298553 **SampType:** DUP Units RPD Limit 10

SampID: 21090089-014ADUP

Analyses	Cert	RL	Qual	Result	Spike	SPK Ref Val	%REC	RPD Ref Val	%RPD	Date Analyzed
pH (1:1)		1.00		**7.54**				7.470	0.93	09/03/2021

Client: Terracon **Work Order:** 21081200

Client Project: Landfill 15217050 **Report Date:** 14-Sep-21

SW-846 9045C

Batch R298553 **SampType:** DUP Units RPD Limit 10

SampID: 21090089-015ADUP

Analyses	Cert	RL	Qual	Result	Spike	SPK Ref Val	%REC	RPD Ref Val	%RPD	Date Analyzed
pH (1:1)		1.00		**7.62**				7.660	0.52	09/03/2021

Batch R298553 **SampType:** DUP Units RPD Limit 10

SampID: 21090089-016ADUP

Analyses	Cert	RL	Qual	Result	Spike	SPK Ref Val	%REC	RPD Ref Val	%RPD	Date Analyzed
pH (1:1)		1.00		**8.01**				7.980	0.38	09/03/2021

Batch R298553 **SampType:** DUP Units RPD Limit 10

SampID: 21090089-017ADUP

Analyses	Cert	RL	Qual	Result	Spike	SPK Ref Val	%REC	RPD Ref Val	%RPD	Date Analyzed
pH (1:1)		1.00		**8.34**				8.450	1.31	09/03/2021

Batch R298553 **SampType:** DUP Units RPD Limit 10

SampID: 21090089-018ADUP

Analyses	Cert	RL	Qual	Result	Spike	SPK Ref Val	%REC	RPD Ref Val	%RPD	Date Analyzed
pH (1:1)		1.00		**8.14**				7.770	4.65	09/03/2021

Batch R298553 **SampType:** DUP Units RPD Limit 10

SampID: 21090089-019ADUP

Analyses	Cert	RL	Qual	Result	Spike	SPK Ref Val	%REC	RPD Ref Val	%RPD	Date Analyzed
pH (1:1)		1.00		**8.06**				7.880	2.26	09/03/2021

Batch R298553 **SampType:** DUP Units RPD Limit 10

SampID: 21090089-020ADUP

Analyses	Cert	RL	Qual	Result	Spike	SPK Ref Val	%REC	RPD Ref Val	%RPD	Date Analyzed
pH (1:1)		1.00		**7.55**				7.450	1.33	09/03/2021

SW-846 1311, 3010A, 6010B, METALS IN TCLP EXTRACT BY ICP

Batch 181677 **SampType:** MBLK Units **mg/L**

SampID: MBLK-181677

Analyses	Cert	RL	Qual	Result	Spike	SPK Ref Val	%REC	Low Limit	High Limit	Date Analyzed
Lead		0.400		**< 0.400**	0.0400	0	0	-100	100	09/13/2021

Client: Terracon **Work Order:** 21081200

Client Project: Landfill 15217050 **Report Date:** 14-Sep-21

SW-846 1311, 3010A, 6010B, METALS IN TCLP EXTRACT BY ICP

Batch 181677 **SampType:** LCS Units **mg/L**

SampID: LCS-181677

Analyses	Cert	RL	Qual	Result	Spike	SPK Ref Val	%REC	Low Limit	High Limit	Date Analyzed
Lead		0.400		**5.00**	5.000	0	99.9	85	115	09/13/2021

Batch 181677 **SampType:** MS Units **mg/L**

SampID: 21081200-009BMS

Analyses	Cert	RL	Qual	Result	Spike	SPK Ref Val	%REC	Low Limit	High Limit	Date Analyzed
Lead		0.400		**4.31**	5.000	0	86.2	75	125	09/13/2021

Batch 181677 **SampType:** MSD Units **mg/L** RPD Limit **20**

SampID: 21081200-009BMSD

Analyses	Cert	RL	Qual	Result	Spike	SPK Ref Val	%REC	RPD Ref Val	%RPD	Date Analyzed
Lead		0.400		**4.25**	5.000	0	85.1	4.309	1.28	09/13/2021

Batch 181677 **SampType:** MS Units **mg/L**

SampID: 21081200-013BMS

Analyses	Cert	RL	Qual	Result	Spike	SPK Ref Val	%REC	Low Limit	High Limit	Date Analyzed
Lead		0.400		**4.60**	5.000	0	92.1	75	125	09/13/2021

Batch 181677 **SampType:** MSD Units **mg/L** RPD Limit **20**

SampID: 21081200-013BMSD

Analyses	Cert	RL	Qual	Result	Spike	SPK Ref Val	%REC	RPD Ref Val	%RPD	Date Analyzed
Lead		0.400		**4.62**	5.000	0	92.4	4.603	0.35	09/13/2021

Client: Terracon **Work Order:** 21081200

Client Project: Landfill 15217050 **Report Date:** 14-Sep-21

SW-846 1311, 5030, 8260B, VOLATILE ORGANIC COMPOUNDS IN TCLP EXTRACT BY GC/MS

Batch 181702 **SampType:** MBLK Units **mg/L**

SampID: MBLK-AK210910A-1

Analyses	Cert	RL	Qual	Result	Spike	SPK Ref Val	%REC	Low Limit	High Limit	Date Analyzed
1,1-Dichloroethene	*	0.0020		**ND**						09/10/2021
1,2-Dichloroethane	*	0.0020		**ND**						09/10/2021
1,4-Dichlorobenzene	*	0.0020		**ND**						09/10/2021
2-Butanone	*	0.0100		**ND**						09/10/2021
Benzene	*	0.0005		**ND**						09/10/2021
Carbon tetrachloride	*	0.0020		**ND**						09/10/2021
Chlorobenzene	*	0.0020		**ND**						09/10/2021
Chloroform	*	0.0020	B	**ND**						09/10/2021
Tetrachloroethene	*	0.0005		**ND**						09/10/2021
Trichloroethene	*	0.0020		**ND**						09/10/2021
Vinyl chloride	*	0.0020		**ND**						09/10/2021
Surr: 1,2-Dichloroethane-d4	*			**57.9**	50.00		115.7	80	120	09/10/2021
Surr: 4-Bromofluorobenzene	*			**48.4**	50.00		96.7	80	120	09/10/2021
Surr: Dibromofluoromethane	*			**52.9**	50.00		105.8	80	120	09/10/2021
Surr: Toluene-d8	*			**50.9**	50.00		101.8	80	120	09/10/2021

Batch 181702 **SampType:** LCS Units **mg/L**

SampID: LCS-AK210910A-1

Analyses	Cert	RL	Qual	Result	Spike	SPK Ref Val	%REC	Low Limit	High Limit	Date Analyzed
1,1-Dichloroethene	*	0.0020		**0.0487**	0.0500	0	97.4	69.4	127	09/10/2021
1,2-Dichloroethane	*	0.0020		**0.0486**	0.0500	0	97.1	72.3	117	09/10/2021
1,4-Dichlorobenzene	*	0.0020		**0.0460**	0.0500	0	92.1	73.9	112	09/10/2021
2-Butanone	*	0.0100		**0.102**	0.125	0	81.6	68.8	134	09/10/2021
Benzene	*	0.0005		**0.0418**	0.0500	0	83.6	78.5	119	09/10/2021
Carbon tetrachloride	*	0.0020		**0.0600**	0.0500	0	120.0	70.9	127	09/10/2021
Chlorobenzene	*	0.0020		**0.0464**	0.0500	0	92.9	80	111	09/10/2021
Chloroform	*	0.0020	B	**0.0482**	0.0500	0	96.4	76.2	120	09/10/2021
Tetrachloroethene	*	0.0005		**0.0523**	0.0500	0	104.6	70.1	120	09/10/2021
Trichloroethene	*	0.0020		**0.0479**	0.0500	0	95.8	76.2	121	09/10/2021
Vinyl chloride	*	0.0020		**0.0503**	0.0500	0	100.6	58.6	141	09/10/2021
Surr: 1,2-Dichloroethane-d4	*			**56.8**	50.00		113.6	80	120	09/10/2021
Surr: 4-Bromofluorobenzene	*			**48.1**	50.00		96.2	80	120	09/10/2021
Surr: Dibromofluoromethane	*			**53.2**	50.00		106.5	80	120	09/10/2021
Surr: Toluene-d8	*			**51.5**	50.00		103.0	80	120	09/10/2021

Client: Terracon **Work Order:** 21081200

Client Project: Landfill 15217050 **Report Date:** 14-Sep-21

SW-846 1311, 5030, 8260B, VOLATILE ORGANIC COMPOUNDS IN TCLP EXTRACT BY GC/MS

Batch **181702** **SampType:** **LCSD** Units **mg/L** RPD Limit **30.5**

SampID: LCSD-AK210910A-1

Analyses	Cert	RL	Qual	Result	Spike	SPK Ref Val	%REC	RPD Ref Val	%RPD	Date Analyzed
1,1-Dichloroethene	*	0.0020		**0.0484**	0.0500	0	96.7	0.0487	0.70	09/10/2021
1,2-Dichloroethane	*	0.0020		**0.0488**	0.0500	0	97.6	0.0486	0.49	09/10/2021
1,4-Dichlorobenzene	*	0.0020		**0.0461**	0.0500	0	92.1	0.0460	0.04	09/10/2021
2-Butanone	*	0.0100		**0.103**	0.125	0	82.6	0.102	1.21	09/10/2021
Benzene	*	0.0005		**0.0416**	0.0500	0	83.2	0.0418	0.41	09/10/2021
Carbon tetrachloride	*	0.0020		**0.0590**	0.0500	0	118.1	0.0600	1.63	09/10/2021
Chlorobenzene	*	0.0020		**0.0462**	0.0500	0	92.5	0.0464	0.39	09/10/2021
Chloroform	*	0.0020	B	**0.0481**	0.0500	0	96.2	0.0482	0.21	09/10/2021
Tetrachloroethene	*	0.0005		**0.0518**	0.0500	0	103.6	0.0523	0.98	09/10/2021
Trichloroethene	*	0.0020		**0.0476**	0.0500	0	95.3	0.0479	0.54	09/10/2021
Vinyl chloride	*	0.0020		**0.0502**	0.0500	0	100.4	0.0503	0.26	09/10/2021
Surr: 1,2-Dichloroethane-d4	*			**56.2**	50.00		112.3			09/10/2021
Surr: 4-Bromofluorobenzene	*			**48.0**	50.00		96.1			09/10/2021
Surr: Dibromofluoromethane	*			**53.2**	50.00		106.5			09/10/2021
Surr: Toluene-d8	*			**51.6**	50.00		103.3			09/10/2021

Batch **181702** **SampType:** **MS** Units **mg/L**

SampID: 21081200-008BMS

Analyses	Cert	RL	Qual	Result	Spike	SPK Ref Val	%REC	Low Limit	High Limit	Date Analyzed
1,1-Dichloroethene		0.200	H	**4.41**	5.000	0	88.1	69.3	133	09/10/2021
1,2-Dichloroethane		0.200	H	**4.77**	5.000	0	95.5	79	117	09/10/2021
1,4-Dichlorobenzene		0.200	H	**4.57**	5.000	0	91.4	78.3	109	09/10/2021
2-Butanone		1.00	H	**3.80**	5.000	0	76.0	71.6	129	09/10/2021
Benzene		0.050	SH	**3.92**	5.000	0	78.4	78.9	118	09/10/2021
Carbon tetrachloride		0.200	H	**5.60**	5.000	0	112.1	78.6	125	09/10/2021
Chlorobenzene		0.200	H	**4.57**	5.000	0	91.5	84.7	110	09/10/2021
Chloroform		0.200	BH	**4.60**	5.000	0	92.1	80.9	117	09/10/2021
Tetrachloroethene		0.050	H	**4.80**	5.000	0	95.9	75.2	112	09/10/2021
Trichloroethene		0.200	H	**4.52**	5.000	0	90.4	80.4	121	09/10/2021
Vinyl chloride		0.200	H	**4.02**	5.000	0	80.3	44.3	144	09/10/2021
Surr: 1,2-Dichloroethane-d4	*		H	**5.88**	5.000		117.7	80	120	09/10/2021
Surr: 4-Bromofluorobenzene	*		H	**4.73**	5.000		94.6	80	120	09/10/2021
Surr: Dibromofluoromethane	*		H	**5.40**	5.000		107.9	80	120	09/10/2021
Surr: Toluene-d8	*		H	**5.02**	5.000		100.4	80	120	09/10/2021

Client: Terracon **Work Order:** 21081200

Client Project: Landfill 15217050 **Report Date:** 14-Sep-21

SW-846 1311, 5030, 8260B, VOLATILE ORGANIC COMPOUNDS IN TCLP EXTRACT BY GC/MS

Batch 181702 **SampType:** MS Units **mg/L**

SampID: 21090025-001AMS

Analyses	Cert	RL	Qual	Result	Spike	SPK Ref Val	%REC	Low Limit	High Limit	Date Analyzed
1,1-Dichloroethene		0.200		**4.54**	5.000	0	90.8	69.3	133	09/10/2021
1,2-Dichloroethane		0.200		**4.78**	5.000	0	95.5	79	117	09/10/2021
1,4-Dichlorobenzene		0.200		**4.51**	5.000	0	90.2	78.3	109	09/10/2021
2-Butanone		1.00		**3.75**	5.000	0	75.0	71.6	129	09/10/2021
Benzene		0.050		**4.00**	5.000	0	80.0	78.9	118	09/10/2021
Carbon tetrachloride		0.200		**5.75**	5.000	0	115.0	78.6	125	09/10/2021
Chlorobenzene		0.200		**4.55**	5.000	0	90.9	84.7	110	09/10/2021
Chloroform		0.200	B	**4.64**	5.000	0	92.9	80.9	117	09/10/2021
Tetrachloroethene		0.050		**4.83**	5.000	0	96.7	75.2	112	09/10/2021
Trichloroethene		0.200		**4.58**	5.000	0	91.6	80.4	121	09/10/2021
Vinyl chloride		0.200		**4.12**	5.000	0	82.5	44.3	144	09/10/2021
Surr: 1,2-Dichloroethane-d4	*			**5.95**	5.000		119.0	80	120	09/10/2021
Surr: 4-Bromofluorobenzene	*			**4.71**	5.000		94.2	80	120	09/10/2021
Surr: Dibromofluoromethane	*			**5.41**	5.000		108.3	80	120	09/10/2021
Surr: Toluene-d8	*			**5.03**	5.000		100.6	80	120	09/10/2021

Batch 181702 **SampType:** MSD Units **mg/L** RPD Limit **20**

SampID: 21090025-001AMSD

Analyses	Cert	RL	Qual	Result	Spike	SPK Ref Val	%REC	RPD Ref Val	%RPD	Date Analyzed
1,1-Dichloroethene		0.200		**4.30**	5.000	0	86.0	4.538	5.39	09/10/2021
1,2-Dichloroethane		0.200		**4.68**	5.000	0	93.7	4.776	1.95	09/10/2021
1,4-Dichlorobenzene		0.200		**4.42**	5.000	0	88.3	4.508	2.08	09/10/2021
2-Butanone		1.00		**3.74**	5.000	0	74.7	3.750	0.37	09/10/2021
Benzene		0.050	S	**3.83**	5.000	0	76.7	3.998	4.21	09/10/2021
Carbon tetrachloride		0.200		**5.47**	5.000	0	109.4	5.750	5.03	09/10/2021
Chlorobenzene		0.200		**4.40**	5.000	0	88.1	4.547	3.17	09/10/2021
Chloroform		0.200	B	**4.49**	5.000	0	89.8	4.645	3.37	09/10/2021
Tetrachloroethene		0.050		**4.66**	5.000	0	93.3	4.834	3.58	09/10/2021
Trichloroethene		0.200		**4.42**	5.000	0	88.4	4.579	3.49	09/10/2021
Vinyl chloride		0.200		**3.92**	5.000	0	78.4	4.125	5.12	09/10/2021
Surr: 1,2-Dichloroethane-d4	*			**5.89**	5.000		117.8			09/10/2021
Surr: 4-Bromofluorobenzene	*			**4.76**	5.000		95.3			09/10/2021
Surr: Dibromofluoromethane	*			**5.40**	5.000		108.1			09/10/2021
Surr: Toluene-d8	*			**5.05**	5.000		101.0			09/10/2021

Client: Terracon **Work Order:** 21081200

Client Project: Landfill 15217050 **Report Date:** 14-Sep-21

SW-846 1311, 5030, 8260B, VOLATILE ORGANIC COMPOUNDS IN TCLP EXTRACT BY GC/MS

Batch 181721 **SampType:** MBLK Units **mg/L**

SampID: MBLK-AK210912A-1

Analyses	Cert	RL	Qual	Result	Spike	SPK Ref Val	%REC	Low Limit	High Limit	Date Analyzed
1,1-Dichloroethene	*	0.0020		**ND**						09/12/2021
1,2-Dichloroethane	*	0.0020		**ND**						09/12/2021
1,4-Dichlorobenzene	*	0.0020		**ND**						09/12/2021
2-Butanone	*	0.0100		**ND**						09/12/2021
Benzene	*	0.0005		**ND**						09/12/2021
Carbon tetrachloride	*	0.0020		**ND**						09/12/2021
Chlorobenzene	*	0.0020		**ND**						09/12/2021
Chloroform	*	0.0020		**ND**						09/12/2021
Tetrachloroethene	*	0.0005		**ND**						09/12/2021
Trichloroethene	*	0.0020		**ND**						09/12/2021
Vinyl chloride	*	0.0020		**ND**						09/12/2021
Surr: 1,2-Dichloroethane-d4	*			**50.0**	50.00		100.1	80	120	09/12/2021
Surr: 4-Bromofluorobenzene	*			**50.6**	50.00		101.3	80	120	09/12/2021
Surr: Dibromofluoromethane	*			**49.4**	50.00		98.7	80	120	09/12/2021
Surr: Toluene-d8	*			**49.8**	50.00		99.7	80	120	09/12/2021

Batch 181721 **SampType:** LCS Units **mg/L**

SampID: LCS-AK210912A-1

Analyses	Cert	RL	Qual	Result	Spike	SPK Ref Val	%REC	Low Limit	High Limit	Date Analyzed
1,1-Dichloroethene	*	0.0020		**0.0549**	0.0500	0	109.7	69.4	127	09/12/2021
1,2-Dichloroethane	*	0.0020		**0.0497**	0.0500	0	99.4	72.3	117	09/12/2021
1,4-Dichlorobenzene	*	0.0020		**0.0514**	0.0500	0	102.9	73.9	112	09/12/2021
2-Butanone	*	0.0100		**0.137**	0.125	0	109.8	68.8	134	09/12/2021
Benzene	*	0.0005		**0.0525**	0.0500	0	105.0	78.5	119	09/12/2021
Carbon tetrachloride	*	0.0020		**0.0546**	0.0500	0	109.3	70.9	127	09/12/2021
Chlorobenzene	*	0.0020		**0.0523**	0.0500	0	104.5	80	111	09/12/2021
Chloroform	*	0.0020		**0.0523**	0.0500	0	104.6	76.2	120	09/12/2021
Tetrachloroethene	*	0.0005		**0.0528**	0.0500	0	105.5	70.1	120	09/12/2021
Trichloroethene	*	0.0020		**0.0547**	0.0500	0	109.4	76.2	121	09/12/2021
Vinyl chloride	*	0.0020		**0.0535**	0.0500	0	107.0	58.6	141	09/12/2021
Surr: 1,2-Dichloroethane-d4	*			**49.0**	50.00		98.0	80	120	09/12/2021
Surr: 4-Bromofluorobenzene	*			**50.0**	50.00		99.9	80	120	09/12/2021
Surr: Dibromofluoromethane	*			**49.9**	50.00		99.8	80	120	09/12/2021
Surr: Toluene-d8	*			**50.4**	50.00		100.9	80	120	09/12/2021

Client: Terracon **Work Order:** 21081200

Client Project: Landfill 15217050 **Report Date:** 14-Sep-21

SW-846 1311, 5030, 8260B, VOLATILE ORGANIC COMPOUNDS IN TCLP EXTRACT BY GC/MS

Batch **181721** **SampType:** **LCSD** Units **mg/L** RPD Limit **30.5**

SampID: LCSD-AK210912A-1

Analyses	Cert	RL	Qual	Result	Spike	SPK Ref Val	%REC	RPD Ref Val	%RPD	Date Analyzed
1,1-Dichloroethene	*	0.0020		**0.0539**	0.0500	0	107.8	0.0549	1.82	09/12/2021
1,2-Dichloroethane	*	0.0020		**0.0497**	0.0500	0	99.3	0.0497	0.04	09/12/2021
1,4-Dichlorobenzene	*	0.0020		**0.0509**	0.0500	0	101.9	0.0514	1.02	09/12/2021
2-Butanone	*	0.0100		**0.136**	0.125	0	108.4	0.137	1.28	09/12/2021
Benzene	*	0.0005		**0.0520**	0.0500	0	104.0	0.0525	0.92	09/12/2021
Carbon tetrachloride	*	0.0020		**0.0537**	0.0500	0	107.3	0.0546	1.79	09/12/2021
Chlorobenzene	*	0.0020		**0.0518**	0.0500	0	103.7	0.0523	0.81	09/12/2021
Chloroform	*	0.0020		**0.0521**	0.0500	0	104.2	0.0523	0.34	09/12/2021
Tetrachloroethene	*	0.0005		**0.0523**	0.0500	0	104.6	0.0528	0.88	09/12/2021
Trichloroethene	*	0.0020		**0.0539**	0.0500	0	107.9	0.0547	1.42	09/12/2021
Vinyl chloride	*	0.0020		**0.0525**	0.0500	0	105.0	0.0535	1.94	09/12/2021
Surr: 1,2-Dichloroethane-d4	*			**49.1**	50.00		98.2			09/12/2021
Surr: 4-Bromofluorobenzene	*			**50.4**	50.00		100.8			09/12/2021
Surr: Dibromofluoromethane	*			**49.7**	50.00		99.4			09/12/2021
Surr: Toluene-d8	*			**50.1**	50.00		100.2			09/12/2021

Batch **181721** **SampType:** **MS** Units **mg/L**

SampID: 21081200-013BMS

Analyses	Cert	RL	Qual	Result	Spike	SPK Ref Val	%REC	Low Limit	High Limit	Date Analyzed
1,1-Dichloroethene		0.200	H	**5.10**	5.000	0	102.0	69.3	133	09/12/2021
1,2-Dichloroethane		0.200	H	**4.89**	5.000	0	97.8	79	117	09/12/2021
1,4-Dichlorobenzene		0.200	H	**5.26**	5.000	0	105.3	78.3	109	09/12/2021
2-Butanone		1.00	H	**5.08**	5.000	0	101.6	71.6	129	09/12/2021
Benzene		0.050	H	**5.00**	5.000	0	100.0	78.9	118	09/12/2021
Carbon tetrachloride		0.200	H	**5.23**	5.000	0	104.6	78.6	125	09/12/2021
Chlorobenzene		0.200	H	**5.19**	5.000	0	103.8	84.7	110	09/12/2021
Chloroform		0.200	H	**5.00**	5.000	0	100.0	80.9	117	09/12/2021
Tetrachloroethene		0.050	H	**5.04**	5.000	0	100.8	75.2	112	09/12/2021
Trichloroethene		0.200	H	**5.20**	5.000	0	103.9	80.4	121	09/12/2021
Vinyl chloride		0.200	H	**4.18**	5.000	0	83.6	44.3	144	09/12/2021
Surr: 1,2-Dichloroethane-d4	*		H	**5.08**	5.000		101.5	80	120	09/12/2021
Surr: 4-Bromofluorobenzene	*		H	**4.99**	5.000		99.8	80	120	09/12/2021
Surr: Dibromofluoromethane	*		H	**5.04**	5.000		100.8	80	120	09/12/2021
Surr: Toluene-d8	*		H	**4.95**	5.000		99.0	80	120	09/12/2021

Client: Terracon **Work Order:** 21081200

Client Project: Landfill 15217050 **Report Date:** 14-Sep-21

SW-846 1311, 5030, 8260B, VOLATILE ORGANIC COMPOUNDS IN TCLP EXTRACT BY GC/MS

Batch 181721 **SampType:** MS Units **mg/L**

SampID: 21090140-001AMS

Analyses	Cert	RL	Qual	Result	Spike	SPK Ref Val	%REC	Low Limit	High Limit	Date Analyzed
1,1-Dichloroethene		0.200		**5.14**	5.000	0	102.7	69.3	133	09/12/2021
1,2-Dichloroethane		0.200		**4.98**	5.000	0	99.5	79	117	09/12/2021
1,4-Dichlorobenzene		0.200		**5.21**	5.000	0	104.3	78.3	109	09/12/2021
2-Butanone		1.00		**5.04**	5.000	0	100.8	71.6	129	09/12/2021
Benzene		0.050		**5.03**	5.000	0	100.5	78.9	118	09/12/2021
Carbon tetrachloride		0.200		**5.27**	5.000	0	105.4	78.6	125	09/12/2021
Chlorobenzene		0.200		**5.21**	5.000	0	104.2	84.7	110	09/12/2021
Chloroform		0.200		**5.10**	5.000	0	101.9	80.9	117	09/12/2021
Tetrachloroethene		0.050		**5.02**	5.000	0	100.3	75.2	112	09/12/2021
Trichloroethene		0.200		**5.26**	5.000	0	105.2	80.4	121	09/12/2021
Vinyl chloride		0.200		**4.25**	5.000	0	85.0	44.3	144	09/12/2021
Surr: 1,2-Dichloroethane-d4	*			**5.12**	5.000		102.5	80	120	09/12/2021
Surr: 4-Bromofluorobenzene	*			**4.97**	5.000		99.4	80	120	09/12/2021
Surr: Dibromofluoromethane	*			**5.08**	5.000		101.5	80	120	09/12/2021
Surr: Toluene-d8	*			**4.90**	5.000		97.9	80	120	09/12/2021

Batch 181721 **SampType:** MS Units **mg/L**

SampID: 21090173-001AMS

Analyses	Cert	RL	Qual	Result	Spike	SPK Ref Val	%REC	Low Limit	High Limit	Date Analyzed
1,1-Dichloroethene		0.200		**5.34**	5.000	0	106.7	69.3	133	09/12/2021
1,2-Dichloroethane		0.200		**4.99**	5.000	0	99.9	79	117	09/12/2021
1,4-Dichlorobenzene		0.200		**5.14**	5.000	0	102.7	78.3	109	09/12/2021
2-Butanone		1.00		**5.08**	5.000	0	101.6	71.6	129	09/12/2021
Benzene		0.050		**5.17**	5.000	0	103.4	78.9	118	09/12/2021
Carbon tetrachloride		0.200		**5.49**	5.000	0	109.7	78.6	125	09/12/2021
Chlorobenzene		0.200		**5.18**	5.000	0	103.5	84.7	110	09/12/2021
Chloroform		0.200		**5.16**	5.000	0	103.2	80.9	117	09/12/2021
Tetrachloroethene		0.050		**5.13**	5.000	0	102.5	75.2	112	09/12/2021
Trichloroethene		0.200		**5.41**	5.000	0	108.2	80.4	121	09/12/2021
Vinyl chloride		0.200		**4.41**	5.000	0	88.2	44.3	144	09/12/2021
Surr: 1,2-Dichloroethane-d4	*			**5.18**	5.000		103.6	80	120	09/12/2021
Surr: 4-Bromofluorobenzene	*			**4.95**	5.000		99.0	80	120	09/12/2021
Surr: Dibromofluoromethane	*			**5.07**	5.000		101.4	80	120	09/12/2021
Surr: Toluene-d8	*			**4.91**	5.000		98.1	80	120	09/12/2021

Client: Terracon **Work Order:** 21081200

Client Project: Landfill 15217050 **Report Date:** 14-Sep-21

SW-846 1311, 5030, 8260B, VOLATILE ORGANIC COMPOUNDS IN TCLP EXTRACT BY GC/MS

Batch **181721** **SampType:** **MSD** Units **mg/L** RPD Limit **20**

SampID: 21090173-001AMSD

Analyses	Cert	RL	Qual	Result	Spike	SPK Ref Val	%REC	RPD Ref Val	%RPD	Date Analyzed
1,1-Dichloroethene		0.200		**4.99**	5.000	0	99.8	5.335	6.64	09/12/2021
1,2-Dichloroethane		0.200		**4.85**	5.000	0	96.9	4.993	2.99	09/12/2021
1,4-Dichlorobenzene		0.200		**5.04**	5.000	0	100.9	5.136	1.83	09/12/2021
2-Butanone		1.00		**4.91**	5.000	0	98.1	5.081	3.50	09/12/2021
Benzene		0.050		**4.91**	5.000	0	98.3	5.168	5.06	09/12/2021
Carbon tetrachloride		0.200		**5.19**	5.000	0	103.7	5.486	5.62	09/12/2021
Chlorobenzene		0.200		**5.04**	5.000	0	100.7	5.175	2.74	09/12/2021
Chloroform		0.200		**4.93**	5.000	0	98.6	5.162	4.56	09/12/2021
Tetrachloroethene		0.050		**4.93**	5.000	0	98.7	5.126	3.82	09/12/2021
Trichloroethene		0.200		**5.11**	5.000	0	102.2	5.410	5.74	09/12/2021
Vinyl chloride		0.200		**4.07**	5.000	0	81.4	4.409	8.00	09/12/2021
Surr: 1,2-Dichloroethane-d4	*			**5.11**	5.000		102.1			09/12/2021
Surr: 4-Bromofluorobenzene	*			**5.01**	5.000		100.2			09/12/2021
Surr: Dibromofluoromethane	*			**5.06**	5.000		101.2			09/12/2021
Surr: Toluene-d8	*			**4.93**	5.000		98.6			09/12/2021

Receiving Check List

http://www.teklabinc.com/

Client: Terracon
Client Project: Landfill 15217050

Work Order: 21081200
Report Date: 14-Sep-21

Carrier: Jessica Middeton

Received By: PRY

Completed by: Mary E. Kemp
On: 20-Aug-21

Reviewed by: Elizabeth A. Hurley
On: 20-Aug-21

Pages to follow: Chain of custody 2 Extra pages included 0

Shipping container/cooler in good condition?	Yes ☑	No ☐	Not Present ☐	Temp °C 5.2
Type of thermal preservation?	None ☐	Ice ☑	Blue Ice ☐	Dry Ice ☐
Chain of custody present?	Yes ☑	No ☐		
Chain of custody signed when relinquished and received?	Yes ☑	No ☐		
Chain of custody agrees with sample labels?	Yes ☑	No ☐		
Samples in proper container/bottle?	Yes ☑	No ☐		
Sample containers intact?	Yes ☑	No ☐		
Sufficient sample volume for indicated test?	Yes ☑	No ☐		
All samples received within holding time?	Yes ☑	No ☐		
Reported field parameters measured:	Field ☐	Lab ☐	NA ☑	
Container/Temp Blank temperature in compliance?	Yes ☑	No ☐		
When thermal preservation is required, samples are compliant with a temperature between 0.1°C - 6.0°C, or when samples are received on ice the same day as collected.				
Water – at least one vial per sample has zero headspace?	Yes ☐	No ☐	No VOA vials ☑	
Water - TOX containers have zero headspace?	Yes ☐	No ☐	No TOX containers ☑	
Water - pH acceptable upon receipt?	Yes ☐	No ☐	NA ☑	
NPDES/CWA TCN interferences checked/treated in the field?	Yes ☐	No ☐	NA ☑	

Any No responses must be detailed below or on the COC.

Samples requiring pH should be analyzed as soon as possible after collection. Samples submitted for pH analysis are analyzed as soon as practicable upon arrival at the laboratory. - MKemp - 8/20/2021 8:42:36 AM

CHAIN OF CUSTODY

pg. ____ of ____ Work order # 21081200

TEKLAB, INC. 5445 Horseshoe Lake Road - Collinsville, IL 62234 - Phone: (618) 344-1004 - Fax: (618) 344-1005

Client: Terracon
Address: 11600 Lilburn Park Rd.
City / State / Zip St. Louis, MO 63146
Contact: Karen T. Rieken **Phone:** (314) 692 5597
E-Mail: Karen.Rieken@terracon.com **Fax:** (314) 692 8810

Samples on: ☑ ICE ☐ BLUE ICE ☐ NO ICE 5.2 °C LTG# 3
Preserved in: ☑ LAB ☐ FIELD
FOR LAB USE ONLY
Lab Notes

Client Comments:
Sample to be placed on hold pending CCDD results. Store TCLP jar in VOA cooler.

HOLD

Are these samples known to be involved in litigation? If yes, a surcharge will apply ☐ Yes ☒ No
Are these samples known to be hazardous? ☐ Yes ☒ No
Are there any required reporting limits to be met on the requested analysis?. If yes, please provide limits in the comment section. ☐ Yes ☒ No

Project Name/Number: Landfill 15217050
Sample Collector's Name: Jessica Middleton

Results Requested: ☐ Standard ☐ 1-2 Day (100% Surcharge) ☒ Other HOLD ☐ 3 Day (50% Surcharge)

Billing Instructions

Lab Use Only	Sample Identification	Date/Time Sampled	# and Type of Containers: UNPRES	HNO3	NaOH	H2SO4	HCL	MeOH	NaHSO4	OTHER	MATRIX: Aqueous	Drinking Water	Soil	Sludge	Special Waste	Groundwater	INDICATE ANALYSIS REQUESTED: Cyanide (T)	Flash Pt. (Open Cup)	pH	TCLP Lead	TCLP VOC
21081200-001	B-10 (0-5.5)	8/19/21 1700	2										✓				✓	✓	✓	✓	✓
002	B-9 (0-6.5)	8/19/21 1720	2										✓				✓	✓	✓	✓	✓
003	B-6 (7.5-12.5)	8/19/21 1730	2										✓				✓	✓	✓	✓	✓
004	B-4 (5.5-13.5)	8/19/21 1155	2										✓				✓	✓	✓	✓	✓
005	B-5 (5.5-13.5)	8/19/21 1210	2										✓				✓	✓	✓	✓	✓
006	B-12 (6.5-13.5)	1220	2										✓				✓	✓	✓	✓	✓
007	B-1 (5.5-15.5)	1235	2										✓				✓	✓	✓	✓	✓
008	B-13 (6.5-13.5)	1250	2										✓				✓	✓	✓	✓	✓
009	B-8 (6.5-10.5)	1300	2										✓				✓	✓	✓	✓	✓
010	B-11 (6.5-13.5)	1310	2										✓				✓	✓	✓	✓	✓

Relinquished By	Date/Time	Received By	Date/Time
Jessica Middleton	8/19/21 15:15	[illegible]	8/19/21 1515

The individual signing this agreement on behalf of the client, acknowledges that he/she has read and understands the terms and conditions of this agreement, and that he/she has the authority to sign on behalf of the client. See www.teklabinc.com for terms and conditions.

BottleOrder: 67413

[illegible] 8/20/21

CHAIN OF CUSTODY

pg. ____ of ____ Work order # 21081200

TEKLAB, INC. 5445 Horseshoe Lake Road - Collinsville, IL 62234 - Phone: (618) 344-1004 - Fax: (618) 344-1005

Client: Terracon
Address: 11600 Lilburn Park Rd.
City / State / Zip St. Louis, MO 63146
Contact: Karen T. Rieken **Phone:** (314) 692 5597
E-Mail: Karen.Rieken@terracon.com **Fax:** (314) 692 8810

Samples on: ☑ ICE ☐ BLUE ICE ☐ NO ICE 5.2 °C LTG# 3
Preserved in: ☐ LAB ☐ FIELD
FOR LAB USE ONLY
Lab Notes

Are these samples known to be involved in litigation? If yes, a surcharge will apply ☐ Yes ☒ No
Are these samples known to be hazardous? ☐ Yes ☒ No
Are there any required reporting limits to be met on the requested analysis?. If yes, please provide limits in the comment section. ☐ Yes ☒ No

Client Comments:
Sample to be placed on hold pending CCDD results. Store TCLP jar in VOA cooler.

HOLD

Project Name/Number
Landfill 15217050

Sample Collector's Name
Jessica Middleton

Results Requested
☐ Standard ☐ 1-2 Day (100% Surcharge)
☑ Other HOLD ☐ 3 Day (50% Surcharge)

Billing Instructions

Lab Use Only	Sample Identification	Date/Time Sampled	# and Type of Containers: UNPRES	HNO3	NaOH	H2SO4	HCL	MeOH	NaHSO4	OTHER	MATRIX: Aqueous	Drinking Water	Soil	Sludge	Special Waste	Groundwater	INDICATE ANALYSIS REQUESTED: Cyanide (T)	Flash Pt. (Open Cup)	pH	TCLP Lead	TCLP VOC
21081200-011	B-2 (6.5-13.5)	8/19/21 1320	2										✓				✓	✓	✓	✓	✓
012	B-7 (9-13.5)	8/19/21 1330	2										✓				✓	✓	✓	✓	✓
013	B-3 (9-13.5)	8/19/21 1340	2										✓				✓	✓	✓	✓	✓

Relinquished By	Date/Time	Received By	Date/Time
Jessica Middleton	8/19/21 15:15	[illegible]	8/19/21 1515

The individual signing this agreement on behalf of the client, acknowledges that he/she has read and understands the terms and conditions of this agreement, and that he/she has the authority to sign on behalf of the client. See www.teklabinc.com for terms and conditions.

BottleOrder: 67413