



Capital Needs Assessment Survey

Rod R. Blagojevich,
Governor

State of Illinois School Construction Program February, 2005

Overview

The Illinois State Board of Education and the Capital Development Board are required to assess school construction needs every two years. This report shares results of a survey compiled in January, 2004, in cooperation with the Regional Offices of Education, projecting needs through January 2006.

School districts reported \$6.7 billion in capital needs for new schools, building additions and general repairs for elementary, secondary and unit school districts. The work needed is over and above the current work in progress. As reported in the survey, many districts need to replace temporary classrooms with permanent buildings. Others need to update buildings to meet codes and standards. Significant findings of the survey include:

- The 690 school districts that responded to the survey reported nearly \$3.6 billion of capital improvements currently in progress.
- Nearly \$2.2 billion is needed to build 122 new school buildings.
- Over \$726 million is needed for 209 building additions to ease overcrowded schools.
- At least \$3.8 billion is needed for overall general repair and remodeling projects in 17,722 school buildings.
- It is reported that 110 school districts are either a candidate for consolidation or are considering it.
- Enrollment increased in 235 school districts, declined in 228 school districts and remained stable in 214 school districts.
- To ease overcrowding, these districts are using 1,036 temporary classrooms.
- In 119 cases, school districts state that their district would need to exceed their general obligation debt limit to finance their capital needs over the next two years.



Capital Development Board
Janet S. Grimes
Acting Executive Director



Illinois State Board of Education
Dr. Randy J. Dunn
State Superintendent of Education
(Interim)

School District Reorganization

More than 16% of the responding school districts (110) report that the district is a candidate for consolidation or is considering consolidation. In addition to the basic financial motivations for reorganization, school size can make a difference in both achievement and number of course offerings. From FY1984 to FY2004 the number of individual school districts has decreased from 1,011 to 888.

School district reorganization is the umbrella term which includes consolidation, annexation, unit district conversion, high school deactivation and cooperative high school attendance centers. Consolidation is the formation of a new district from two or more existing school districts. Annexation is the dissolution of an existing district and its absorption by another district or the detachment of part of a district and subsequent annexation by another district. Information regarding financial incentives for district reorganization is available at www.isbe.state.il.us.

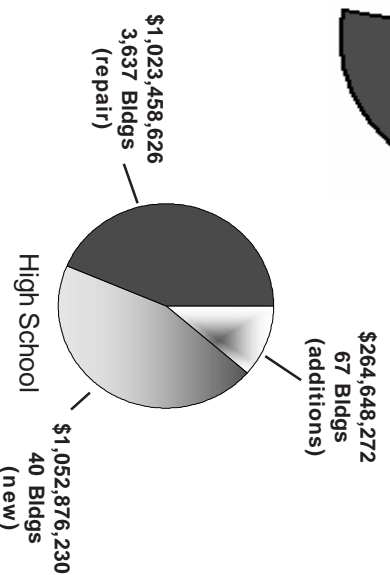
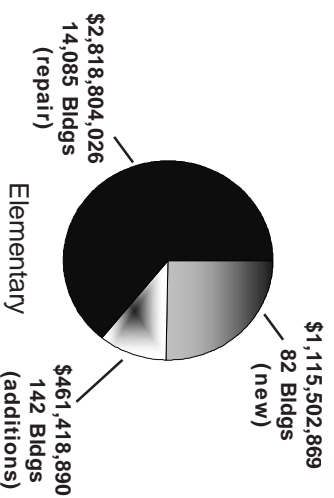
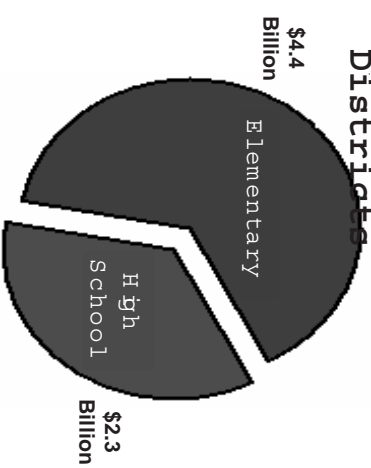
General Renovation and Repair

The estimated need for general renovation and repair work is summarized in the table below. These needs are projected through January 2006, and are over and above the work currently in progress. For further details - see Appendix A.

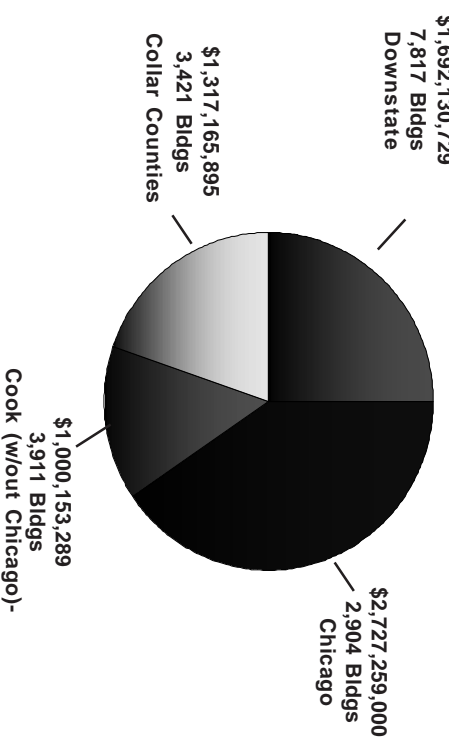
\$3.8b is required to upgrade 17,722 existing buildings and \$2.2b is needed to meet current health life safety requirements.

Type of Work Needed	Pre-K-8	High School	Totals:
Health Life Safety	\$1,676,348,671	\$533,471,648	\$2,209,820,319
General Repair/Remodeling	563,069,787	254,579,700	817,649,487
Repair of Sidewalks & Playground	242,011,778	47,670,865	289,682,643
Technological Upgrading	102,617,648	52,687,698	155,305,346
Asbestos Abatement	80,804,004	45,854,191	126,658,195
Accessibility Measures	58,798,050	44,425,090	103,223,140
Energy Conservation	41,390,415	29,175,023	70,565,438
School Security Measures	53,763,673	15,594,411	69,358,084
Totals:	\$2,818,804,026	\$1,023,458,626	\$3,842,262,652

Types of Districts



School District Location



The School Construction Law (Public Act 90-548) was passed by the Illinois General Assembly in December 1997. To date, the School Construction Grant Program has benefited 497 school districts in every region of the state and has provided over \$3.1 billion in state-funded grants to help local school districts. The program emphasis is on projects that alleviate the shortage of classroom space due to population growth or aged buildings.

The School Construction Grant Program has been a successful partnership, using local and state matching funds to build 265 new schools and 3,172 renovations/additions, resulting in 12,085 new classrooms throughout the state. A list of these school districts is available at www.cdb.state.il.us and www.isbe.net.

Appendix A
CAPITAL NEEDS THROUGH JANUARY 2006

Type of Work Needed	PK - 8		High School		District Totals	
	# of Bldgs	Estimated \$	# of Bldgs	Estimated \$	# of Bldgs	Estimated \$
General Repair/Remodeling/Renovation:						
1. Technological Upgrading	1,395	102,617,648	342	52,687,698	1,737	155,305,346
2. General Repair / Remodeling	1,769	563,069,787	413	254,579,700	2,182	817,649,487
3. *HLS - Structural repairs(walls, foundations, etc.)	752	204,052,642	218	77,239,463	970	281,292,105
4. HLS - Roof repairs or replacements	764	165,869,462	263	72,981,827	1,027	238,851,289
5. HLS - Heating/ventilation/air conditioning	1,227	682,302,286	295	203,868,977	1,522	886,171,263
6. HLS - Electrical systems other than alarms	1,009	270,730,115	242	63,844,505	1,251	334,574,620
7. HLS - Plumbing systems	982	194,657,206	255	53,886,193	1,237	248,543,399
8. HLS - Egress systems (doors, stairs, etc.)	808	40,919,245	236	20,769,093	1,044	61,688,338
9. HLS - Fire protection (detectors, alarms, etc.)	869	117,817,715	217	40,881,590	1,086	158,699,305
10. Asbestos abatement	837	80,804,004	240	45,854,191	1,077	126,658,195
11. School security measures	1,183	53,763,673	273	15,594,411	1,456	69,358,084
12. Energy conservation	638	41,390,415	175	29,175,023	813	70,565,438
13. Repair of sidewalks, playgrounds, etc.	1,450	242,011,778	306	47,670,865	1,756	289,682,643
14. Accessibility Measures	402	58,798,050	162	44,425,090	564	103,223,140
Subtotal General Repair/Remodeling/Renovation	14,085	2,818,804,026	3,637	1,023,458,626	17,722	3,842,262,652
New School Construction	82	1,115,502,869	40	1,052,876,230	122	2,168,379,099
Building Additions	142	461,418,890	67	264,648,272	209	726,067,162
Total Work Needed	14,309	4,395,725,785	3,744	2,340,983,128	18,053	6,736,708,913

* health, life and safety

For Media Information call:
Capital Development Board at 217.558.0500 or
Illinois State Board of Education at 217.782.4648

For details regarding the School
Construction Grant Program call:
217.782.8720